

2022

FINANCING AND BORROWING ACTIVITIES

2022

FINANCING AND BORROWING ACTIVITIES

European Investment Bank financing and borrowing activities 2022

© European Investment Bank, 2023.

98-100, boulevard Konrad Adenauer

L-2950 Luxembourg

+352 4379-1

info@eib.org

www.eib.org

twitter.com/eib

facebook.com/europeaninvestmentbank

youtube.com/eibtheebank

All rights reserved.

All questions on rights and licensing should be addressed to publications@eib.org.

The power of nature is awesome. Throughout history, people have feared its storms, its floods, droughts and eruptions. At this critical time, we realise that we must instead be in tune with nature and harness its power, if we are to beat the climate change that our own actions have caused. More than half the European Investment Bank's investments are now in climate action and environmental sustainability. Our priority is to finance the green transition to renewables powered by nature, from geothermal energy to hydroelectricity and wind power. That is why we are putting these natural forces right on the covers of our major reports this year.

The EIB wishes to thank the following promoters and suppliers for the photographs illustrating this report.

©Photo credits: EIB, GettyImages. All rights reserved.

Authorisation to reproduce or use these photos must be requested directly from the copyright holder.

For further information on the EIB's activities, please consult our website, www.eib.org.

You can also contact info@eib.org. Get our e-newsletter at www.eib.org/sign-up.

Published by the European Investment Bank.

Printed on FSC® paper.

ABOUT THIS REPORT

LENDING IN A DIFFICULT ENVIRONMENT

The European Union needs massive investment to meet its ambitious goal of cutting emissions by 55% by 2030, and to help members to address the challenges of climate change. However, investment conditions have worsened over the past year as political strife caused by Russia's invasion of Ukraine, turbulent energy markets and tightening credit weighed on firms.

These negative conditions put significant pressure on firms just as they began to recover from the COVID-19 crisis. While the pandemic was a major shock, sizeable public support enabled them to survive and transform, particularly on the digital front. Relatively easy access to funding also helped them weather the crisis.

But in the past year, firms have grappled with high inflation, political instability and tighter credit conditions.

Despite the challenging environment, the European Investment Bank remains firmly committed to our objectives, and particularly to our role as the EU climate bank, by supporting firms as they face up to the reality of the climate transition. We are backing efforts to green the European economy, an initiative that also has the potential to re-energise business and improve competitiveness.

However, greening the European economy will take leaps in innovation, and technologies that have not yet been imagined, let alone developed. In 2023, the European Investment Bank plans to continue increasing its support for bold, innovative projects in need of patient, long-term investment.

The world as a whole has suffered from the instability caused by the Ukraine war. Rising food and energy prices put a strain on developing countries, many of which were also weakened by the pandemic.

Under very difficult circumstances, our development arm EIB Global substantially increased our lending outside the European Union during its first year of activity, including via the repurposing of previous loans signed for Ukraine. Since the start of Russia's invasion in 2022, the EIB has mobilised and disbursed €1.7 billion in emergency relief for Ukraine, with the support of the European Commission.

CONTENTS

6 EUROPEAN INVESTMENT BANK

6 HIGHLIGHTS 2022

7 GEOGRAPHICAL BREAKDOWN OF FINANCE CONTRACTS SIGNED

8 EUROPEAN UNION

8	AUSTRIA	17	FRANCE	32	MALTA
9	BELGIUM	20	GERMANY	33	NETHERLANDS
10	BULGARIA	22	GREECE	34	POLAND
11	CROATIA	24	HUNGARY	36	PORTUGAL
12	CYPRUS	25	IRELAND	37	REGIONAL – EU COUNTRIES
13	CZECH REPUBLIC	26	ITALY	38	ROMANIA
14	DENMARK	29	LATVIA	39	SLOVAKIA
15	ESTONIA	30	LITHUANIA	40	SLOVENIA
16	FINLAND	31	LUXEMBOURG	41	SPAIN
				44	SWEDEN

45 OUTSIDE THE EUROPEAN UNION

45	EUROPEAN FREE TRADE ASSOCIATION (EFTA) COUNTRIES
45	CANDIDATE COUNTRIES
46	POTENTIAL CANDIDATE COUNTRIES
46	EASTERN EUROPE, SOUTH CAUCASUS
46	MEDITERRANEAN COUNTRIES
47	AFRICAN, CARIBBEAN AND PACIFIC (ACP) COUNTRIES
50	SOUTH AFRICA
50	ASIA (EXCL. CENTRAL ASIA)
50	CENTRAL ASIA
51	LATIN AMERICA

53 STATISTICAL SUPPLEMENT

74 EUROPEAN INVESTMENT FUND

74 HIGHLIGHTS 2022

75	EIF EQUITY SIGNATURES
78	EIF GUARANTEE SIGNATURES
80	EIF INCLUSIVE FINANCE SIGNATURES

EUROPEAN INVESTMENT BANK

HIGHLIGHTS 2022


Resources raised (before swaps) (€ million)

Total:

€44 280

€	£	\$	OTHER CURRENCIES
23 270	1 640	13 881	5 489

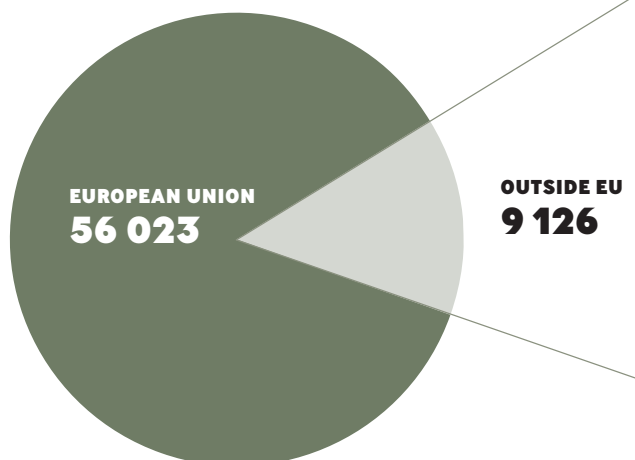
Financing activity (€ million)



Geographical breakdown of signatures (€ million)

Total:

€65 149



GEOGRAPHICAL BREAKDOWN OF FINANCE CONTRACTS SIGNED

(€ million)

	2022		2018-2022	
	Amount	%	Amount	%
Austria	1 268	1.9	7 106	2.3
Belgium	2 323	3.6	9 438	3.0
Bulgaria	481	0.7	1 104	0.3
Croatia	122	0.2	1 487	0.5
Cyprus	250	0.4	1 169	0.4
Czech Republic	1 779	2.7	5 695	1.8
Denmark	802	1.2	3 325	1.1
Estonia	126	0.2	1 029	0.3
Finland	795	1.2	6 668	2.1
France	8 494	13.0	39 654	12.6
Germany	5 882	9.0	26 560	8.4
Greece	2 175	3.3	11 178	3.5
Hungary	799	1.2	3 886	1.2
Ireland	968	1.5	4 293	1.4
Italy	9 444	14.5	47 542	15.1
Latvia	204	0.3	638	0.2
Lithuania	228	0.3	1 749	0.6
Luxembourg	324	0.5	590	0.2
Malta	20	0.0	133	0.0
Netherlands	1 192	1.8	9 831	3.1
Poland	4 932	7.6	23 538	7.5
Portugal	1 522	2.3	6 814	2.2
Regional - EU countries	516	1.5	4 172	1.3
Romania	982	0.1	4 014	0.4
Slovakia	55	0.1	1 273	0.2
Slovenia	42	13.6	584	12.9
Spain	8 861	2.2	40 643	2.7
Sweden	1 435	0.8	8 511	1.3
European Union	56 023	86.0	272 625	86.4
<i>of which third-party resources</i>	<i>1 895</i>		<i>12 878</i>	
EFTA countries	26	0.0	524	0.2
Former Member State: United Kingdom	–	–	1 388	0.4
Candidate countries	1 078	1.7	7 572	2.4
Potential candidate countries	68	0.1	706	0.2
Eastern Europe, South Caucasus	70	0.1	704	0.2
Mediterranean Countries	2 428	3.7	12 248	3.9
ACP countries / OCTs	2 428	3.7	9 839	3.1
South Africa	200	0.3	484	0.2
Asia, Central Asia	1 200	1.8	5 321	1.7
Latin America	1 628	2.5	4 250	1.3
Outside the European Union	9 126	14.0	43 037	13.6
<i>of which third-party resources</i>	<i>629</i>		<i>4 962</i>	
Total	65 149	100.0	315 662	100.0

Note:

Amounts are expressed in € million.

To record statistics on its financing operations — contract signatures and disbursements — the EIB uses the following conversion rates: conversion rates obtained on the day of the operation.

As round figures are used, it is possible that the totals do not correspond to the sum of the individual amounts.

The new public policy goals were presented in the Operational Plan 2021. In the list of operations within the European Union, the public policy goals with which projects comply are indicated in the right-hand column:

- Sustainable cities and regions (SC-R)
- Sustainable energy and natural resources (SE-NR)
- Innovation, digital and human capital (INNOV-D-HC)
- SME and mid-cap finance (SME)

Transversal indicators

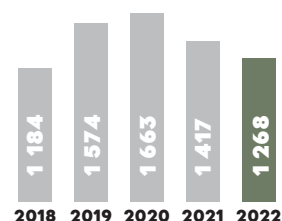
- Economic and social cohesion (ESC)
- Climate action and environmental sustainability (CA-ES)

In the list of operations outside the European Union, loans from own resources are indicated by *, and financing operations from third-party resources, in the form of either a conditional loan or an equity participation, by ▲.

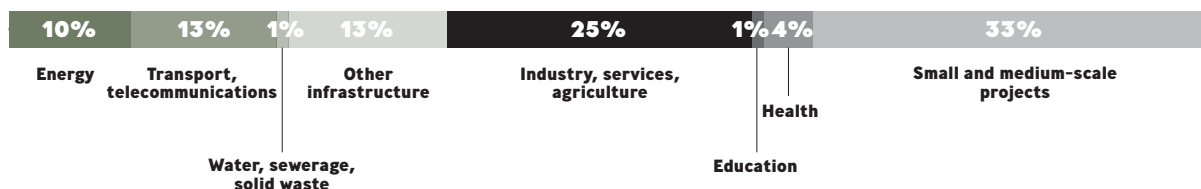
EUROPEAN UNION

AUSTRIA

Signatures
2018-2022 (in € million)



Signatures by sector from 2018 to 2022



€1 268.0 million

Project Name	Beneficiary	Amount (€ million)	SC-R	SE-NR	INNOV-D-HC	SME	CA-ES	ESC
AFFORDABLE HOUSING RLBNW	RAIFFEISENLANDESBANK NIEDEROESTERREICH-WIEN AG	45.0	■	■	■	■	■	■
AFFORDABLE PASSIVE HOUSE LIVING SPACE INNSBRUCK	INNSBRUCKER IMMOBILIEN GMBH UND CO KG	23.4	■	■	■	■	■	■
CLIMATE ACTION AUSTRIA UNICREDIT (FL)	UNICREDIT BANK AUSTRIA AG	72.0	■	■	■	■	■	■
CLIMATE ACTION AUSTRIA RLBNW (FL)	RAIFFEISENLANDESBANK NIEDEROESTERREICH-WIEN AG	100.0	■	■	■	■	■	■
CLIMATE ACTION AUSTRIA RLBOO (FL)	RAIFFEISENLANDESBANK OBEROESTERREICH AG	50.0	■	■	■	■	■	■
AFFORDABLE HOUSING ERSTE BANK III	ERSTE BANK DER OESTERREICHISCHEN SPARKASSEN AG	75.0	■	■	■	■	■	■
PRETUL II	WINDPARK PRETUL GMBH	2.6	■	■	■	■	■	■
ERSTE LRS ENHANCED SUPPORT FOR MIDCAPS	ERSTE BANK DER OESTERREICHISCHEN SPARKASSEN AG, ACCEPTABLE CORPORATE(S)	200.0	■	■	■	■	■	■
AT & S RDI AND RESEARCH CENTER IN AUSTRIA	AT & S AUSTRIA TECHNOLOGIE & SYSTEMTECHNIK AG	250.0	■	■	■	■	■	■
ERP-FONDS LOAN FOR SMES & MIDCAPS AND INNOVATION	ERP-FONDS	100.0	■	■	■	■	■	■
RBI COVID19 LOAN FOR SMES AND MIDCAPS	RAIFFEISEN BANK INTERNATIONAL AG	100.0	■	■	■	■	■	■
OBERBANK LOAN FOR SME MIDCAPS AND GREEN INVESTM	OBERBANK AG	100.0	■	■	■	■	■	■
OHT LOAN FOR SMES AND MIDCAPS	OESTERREICHISCHE HOTEL- UND TOURISMUSBANK GMBH	150.0	■	■	■	■	■	■

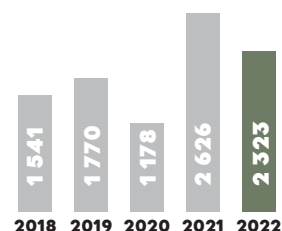
SC-R Sustainable cities and regions
SE-NR Sustainable energy and natural resources

INNOV-D-HC Innovation, digital and human capital
SME SME and mid-cap finance

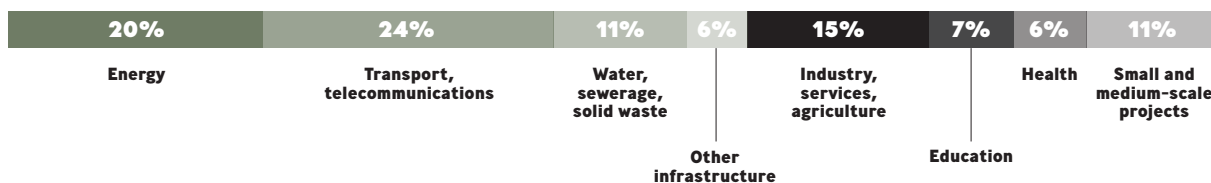
CA-ES Climate action and environmental sustainability
ESC Economic and social cohesion

BELGIUM

Signatures
2018-2022 (in € million)



Signatures by sector from 2018 to 2022



€2 323.4 million

SC-R
SE-NR
INNOV-D-HC
SME
CA-ES
ESC

OOSTERWEEL CONNECTION	VLAAMS GEWEST, BEHEERSMAATSCHAPPIJ ANTWERPEN MOBIEL	400.0	■ ■ ■ ■ ■ ■ ■ ■
BRUSSELS REGION SUSTAINABLE MOBILITY	SOCIETE DES TRANSPORTS INTERCOMMUNAUX DE BRUXELLES	475.0	■ ■ ■ ■ ■ ■ ■ ■
ZNA - ZIEKENHUISNETWERK ANTWERPEN	HET ZIEKENHUISNETWERK ANTWERPEN	100.0	■ ■ ■ ■ ■ ■ ■ ■
METRON (EGF VD)	METRON SAS	1.5	■ ■ ■ ■ ■ ■ ■ ■
WALLONIA SOC HOUSING ENER EFF & FLOOD RESILIENCE	REGION WALLONNE	365.0	■ ■ ■ ■ ■ ■ ■ ■
WALLONIA SOC HOUSING ENER EFF & FLOOD RESILIENCE	REGION WALLONNE	135.0	■ ■ ■ ■ ■ ■ ■ ■
WASTE RECOVERY & RECYCLING	RENEWI EUROPE BV	29.2	■ ■ ■ ■ ■ ■ ■ ■
FLUVIUS ENERGY TRANSITION INFRA	FLUVIUS SYSTEM OPERATOR	200.0	■ ■ ■ ■ ■ ■ ■ ■
WALLONIA WATER SUPPLY & CLIMATE - SWDE	SOCIETE WALLONNE DES EAUX	250.0	■ ■ ■ ■ ■ ■ ■ ■
EXEVIR (COVID-19) (IDFF)	EXEVIR BIO BV	25.0	■ ■ ■ ■ ■ ■ ■ ■
ALD PAN-EUROPEAN CLEAN TRANSPORT FLEET	ALD SA	30.0	■ ■ ■ ■ ■ ■ ■ ■
ENGIE GREEN RDI	ENGIE	62.7	■ ■ ■ ■ ■ ■ ■ ■
KBC BANK FOCUSED LOAN FOR SMES AND MID-CAPS	KBC BANK NV	150.0	■ ■ ■ ■ ■ ■ ■ ■
SRIW COVID19 RESPONSE LOAN FOR SMES AND MIDCAPS	SOCIETE REGIONALE D'INVESTISSEMENT DE WALLONIE	100.0	■ ■ ■ ■ ■ ■ ■ ■

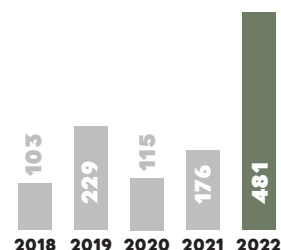
SC-R Sustainable cities and regions
SE-NR Sustainable energy and natural resources

INNOV-D-HC Innovation, digital and human capital
SME SME and mid-cap finance

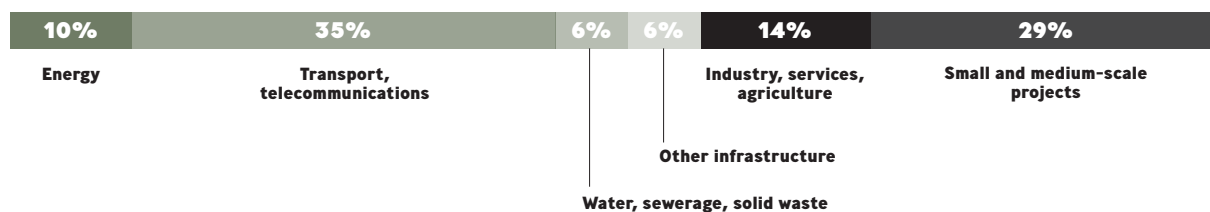
CA-ES Climate action and environmental sustainability
ESC Economic and social cohesion

BULGARIA

Signatures
2018-2022 (in € million)



Signatures by sector from 2018 to 2022



€481.5 million

Project Name	Beneficiary	Amount (€ million)	ESG Labels
SOFIA ROADS AND SUSTAINABLE MOBILITY	SOFIA MUNICIPALITY	50.0	SC-R, SE-NR, INNOV-D-HC, SME, CA-ES, ESC
SOFIA MUNICIPALITY METRO L3 STAGE III-GREEN LOAN	SOFIA MUNICIPALITY, METROPOLITEN EAD	195.5	SC-R, SE-NR, INNOV-D-HC, SME, CA-ES, ESC
BULBANK ENHANCED SME SUPPORT - EGF ABS FLP	ACCEPTABLE CORPORATE(S)	90.0	SC-R, SE-NR, INNOV-D-HC, SME, CA-ES, ESC
ADVANCED ELECTRONICS RDI	KOSTAL AUTOMOBIL ELEKTRIK GMBH & CO KG	6.0	SC-R, SE-NR, INNOV-D-HC, SME, CA-ES, ESC
FLAG DFI FL FOR URBAN AND GREEN PRIORITIES	FUND FLAG EAD	40.0	SC-R, SE-NR, INNOV-D-HC, SME, CA-ES, ESC
BULBANK LRS ENHANCED SUPPORT	ACCEPTABLE CORPORATE(S)	100.0	SC-R, SE-NR, INNOV-D-HC, SME, CA-ES, ESC

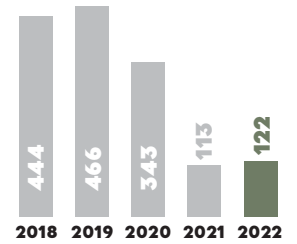
SC-R Sustainable cities and regions
SE-NR Sustainable energy and natural resources

INNOV-D-HC Innovation, digital and human capital
SME SME and mid-cap finance

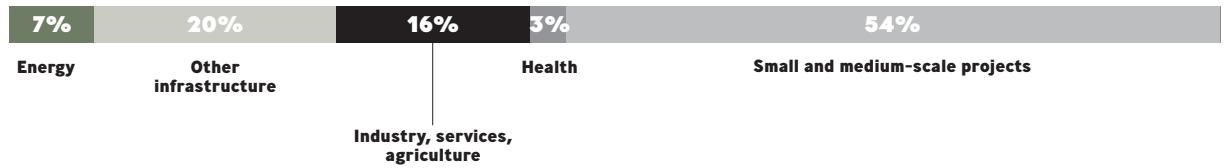
CA-ES Climate action and environmental sustainability
ESC Economic and social cohesion

CROATIA

Signatures
2018-2022 (in € million)



Signatures by sector from 2018 to 2022



€122.5 million

SC-R
SE-NR
INNOV-D-HC
SME
CA-ES
ESC

DANIELI RDI AND AMT INVESTMENTS

DANIELI & C - OFFICINE MECCANICHE SPA,
ACCIAIERIE BERTOLI SAFAU SPA, ACCIAIERIE BERTOLI
SAFAU SISAK DOO ZA PROIZVODNJU I USLUGE

122.5

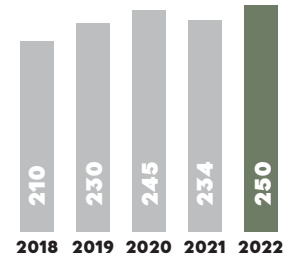
SC-R Sustainable cities and regions
SE-NR Sustainable energy and natural resources

INNOV-D-HC Innovation, digital and human capital
SME SME and mid-cap finance

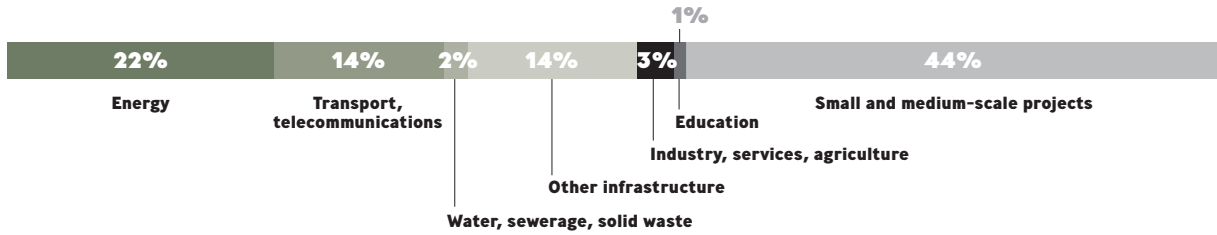
CA-ES Climate action and environmental sustainability
ESC Economic and social cohesion

CYPRUS

Signatures
2018-2022 (in € million)



Signatures by sector from 2018 to 2022



€250.0 million

Project Name	Country	Amount (€ million)	ESF Objectives
SUSTAINABLE URBAN DEVELOPMENT FL	REPUBLIC OF CYPRUS	150.0	SC-R, SE-NR, INNOV-D-HC, SME, CA-ES, ESC
CYPRUS ENTREPRENEURSHIP SCHEME II	REPUBLIC OF CYPRUS	100.0	SC-R, SE-NR, INNOV-D-HC, SME, CA-ES, ESC

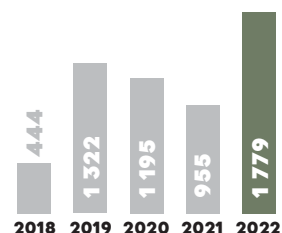
SC-R Sustainable cities and regions
SE-NR Sustainable energy and natural resources

INNOV-D-HC Innovation, digital and human capital
SME SME and mid-cap finance

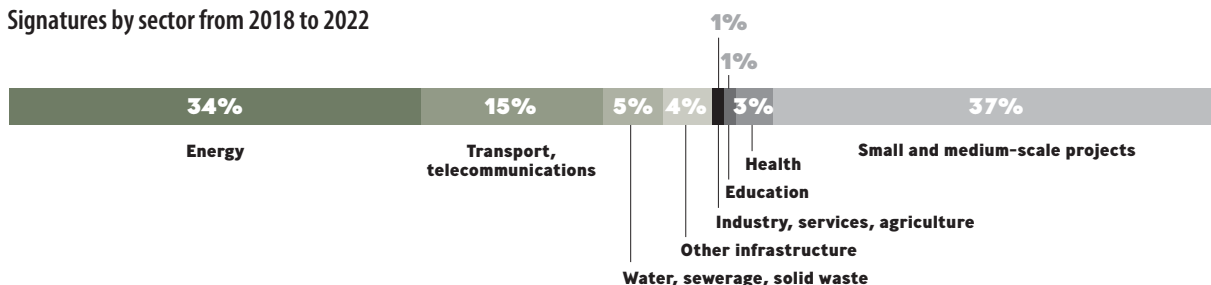
CA-ES Climate action and environmental sustainability
ESC Economic and social cohesion

CZECH REPUBLIC

Signatures
2018-2022 (in € million)



Signatures by sector from 2018 to 2022



€1 778.7 million

Project Name	Entity	Amount (€ million)	SC-R	SE-NR	INNOV-D-HC	SME	CA-ES	ESC
CESKE DRAHY ROLLING STOCK MODERNISATION	CESKE DRAHY AS	36.7	■	■	■	■	■	■
CODASIP (IDGF)	CODASIP SRO	9.9	■	■	■	■	■	■
CEPS TRANSMISSION NETWORK UPGRADE II-GREEN LOAN	CEPS AS	91.6	■	■	■	■	■	■
ADVANCED ELECTRONICS RDI	KOSTAL AUTOMOBIL ELEKTRIK GMBH & CO KG	5.0	■	■	■	■	■	■
CEZ DISTRIBUTION NETWORK UPGRADE III	CEZ DISTRIBUCE AS	790.0	■	■	■	■	■	■
UKRAINE SOLIDARITY PACKAGE - THE CZECH REPUBLIC	CZECH REPUBLIC	200.0	■	■	■	■	■	■
UCL CZ LOAN FOR SMES AND MIDCAPS IV	UNICREDIT LEASING CZ AS	40.0	■	■	■	■	■	■
CSOB CZ LOAN FOR SMES AND MIDCAPS	CSOB LEASING AS	150.0	■	■	■	■	■	■
CSOB CZ LOAN FOR SMES AND MIDCAPS	CESKOSLOVENSKA OBCHODNI BANKA AS	200.0	■	■	■	■	■	■
SGEF CZ LOAN FOR SMES-MIDCAPS & OTHER PRIORITIES	SG EQUIPMENT FINANCE CZECH REPUBLIC SRO	115.5	■	■	■	■	■	■
SGEF CZ LOAN FOR SMES-MIDCAPS & OTHER PRIORITIES	SG EQUIPMENT FINANCE CZECH REPUBLIC SRO	40.0	■	■	■	■	■	■
CESKA SPORITELNA COVID19 RESPONSE FOR SME&MIDCAP	CESKA SPORITELNA AS	100.0	■	■	■	■	■	■

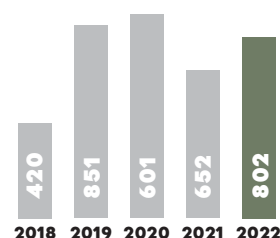
SC-R Sustainable cities and regions
SE-NR Sustainable energy and natural resources

INNOV-D-HC Innovation, digital and human capital
SME SME and mid-cap finance

CA-ES Climate action and environmental sustainability
ESC Economic and social cohesion

DENMARK

Signatures
2018-2022 (in € million)



Signatures by sector from 2018 to 2022



€802.1 million

Project Name	Company	Amount (€ million)	SC-R	SE-NR	INNOV-D-HC	SME	CA-ES	ESC
DSB NEW TRAINS	DSB	100.0	■	■	■	■	■	■
GN STORE NORD - HEARING AIDS RDI	GN STORE NORD A/S	55.0	■	■	■	■	■	■
GMS (EGFF)	GOMSPACE A/S	9.0	■	■	■	■	■	■
GMS (EGFF)	GOMSPACE A/S	9.0	■	■	■	■	■	■
VESTAS WIND POWER TECHNOLOGY RDI - GREEN LOAN	VESTAS WIND SYSTEMS A/S	475.0	■	■	■	■	■	■
MINERVAX (IDFF)	MINERVAX APS	50.0	■	■	■	■	■	■
NILT (IEU FT)	NIL TECHNOLOGY APS	13.2	■	■	■	■	■	■
DEMANT MEDICAL TECHNOLOGY RDI	DEMANT A/S	90.9	■	■	■	■	■	■

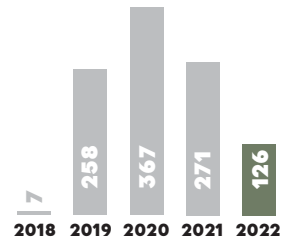
SC-R Sustainable cities and regions
SE-NR Sustainable energy and natural resources

INNOV-D-HC Innovation, digital and human capital
SME SME and mid-cap finance

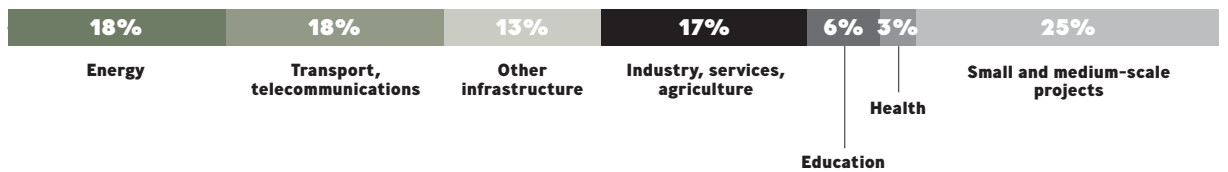
CA-ES Climate action and environmental sustainability
ESC Economic and social cohesion

ESTONIA

Signatures
2018-2022 (in € million)



Signatures by sector from 2018 to 2022



€126.2 million

Project Name	Value (€ million)	ESG Breakdown
E-PIIM DAIRY EXPANSION	29.0	SC-R, SE-NR, INNOV-D-HC, SME, CA-ES, ESC
AS E-PIIM TOOTMINE	18.5	SC-R, SE-NR, INNOV-D-HC, SME, CA-ES, ESC
ESTONIAN RAILWAY	60.7	SC-R, SE-NR, INNOV-D-HC, SME, CA-ES, ESC
CITADELE ENHANCED SUPPORT TO SMES AND MID-CAPS	18.0	SC-R, SE-NR, INNOV-D-HC, SME, CA-ES, ESC
ACCEPTABLE CORPORATES - CITADELE SYNTHETIC 2022		
ICOSAGEN (IEU LS)		
ICOSAGEN AS		

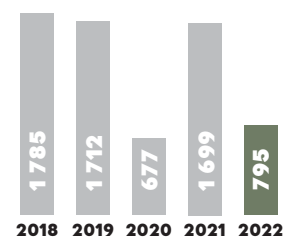
SC-R Sustainable cities and regions
SE-NR Sustainable energy and natural resources

INNOV-D-HC Innovation, digital and human capital
SME SME and mid-cap finance

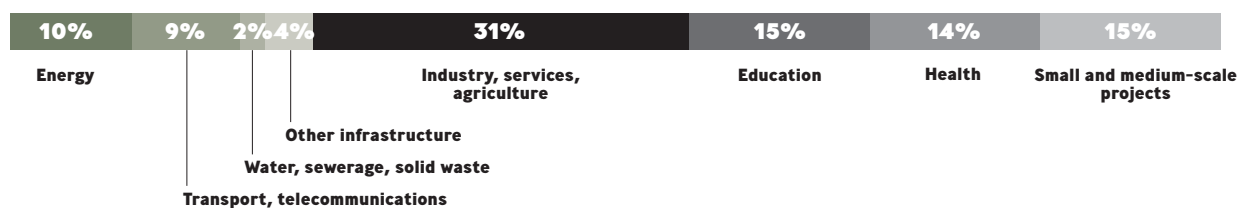
CA-ES Climate action and environmental sustainability
ESC Economic and social cohesion

FINLAND

Signatures
2018-2022 (in € million)



Signatures by sector from 2018 to 2022



€795.0 million

Project Name	Company	Value (€ million)	SC-R	SE-NR	INNOV-D-HC	SME	CA-ES	ESC
KANTA-HAME CENTRAL HOSPITAL	KANTA-HAEMEEN SAIRAANHOITOPPIIRIN KUNTAYHTYMAE	175.0	■	■	■	■	■	■
MINERALS AND AGGREGATES PROCESSING RDI	METSO OUTOTEC OYJ	37.5	■	■	■	■	■	■
IQM QUANTUM COMPUTING (EGF VD)	IQM FINLAND OY	35.0	■	■	■	■	■	■
TURKU EDUCATION INFRASTRUCTURE	TURUN KAUPUNKI	190.0	■	■	■	■	■	■
SANDVIK SPECIAL MACHINING AND TOOLING RDI	SANDVIK AB	137.5	■	■	■	■	■	■
KONE INNOVATIVE PEOPLE FLOW RDI II	KONE OYJ	188.0	■	■	■	■	■	■
RDI FOR DOOR SOLUTIONS II	ASSA ABLOY AB (PUBL)	32.0	■	■	■	■	■	■

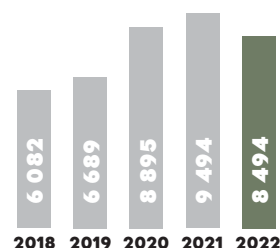
SC-R Sustainable cities and regions
SE-NR Sustainable energy and natural resources

INNOV-D-HC Innovation, digital and human capital
SME SME and mid-cap finance

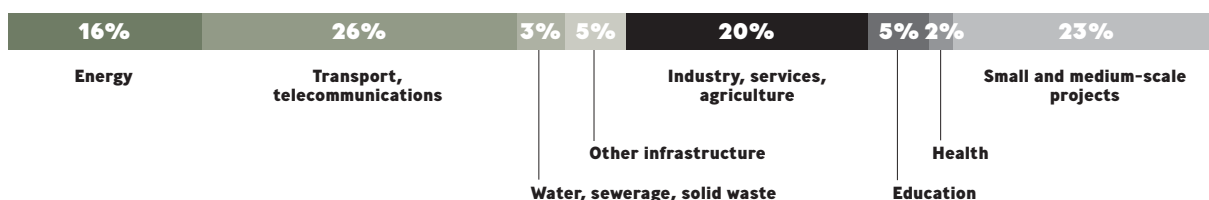
CA-ES Climate action and environmental sustainability
ESC Economic and social cohesion

FRANCE

Signatures
2018-2022 (in € million)



Signatures by sector from 2018 to 2022



€8 494.2 million

Project Name	Partner	Value (€ million)	SC-R	SE-NR	INNOV-D-HC	SME	CA-ES	ESC
PLAN SANTE FRANCE	BPCE	120.0	■	■	■	■	■	■
TRANSPORTS URBAINS BORDEAUX METROPOLE	BORDEAUX METROPOLE	220.0	■	■	■	■	■	■
EOLMED FLOATING OFFSHORE (PORT-LA-NOUVELLE)	EOLMED SAS	78.4	■	■	■	■	■	■
EOLMED FLOATING OFFSHORE (PORT-LA-NOUVELLE)	EOLMED SAS	6.6	■	■	■	■	■	■
GOLFE DU LION FLOATING OFFSHORE (EFGL)	LES EOLIENNES FLOTTANTES DU GOLFE DU LION SAS	75.0	■	■	■	■	■	■
CEGELOG AFFORDABLE HOUSING & ENERGY EFFICIENCY	NOVE SAS	238.5	■	■	■	■	■	■
CEGELOG AFFORDABLE HOUSING & ENERGY EFFICIENCY	NOVE SAS	235.7	■	■	■	■	■	■
CEGELOG AFFORDABLE HOUSING & ENERGY EFFICIENCY	NOVE SAS	11.5	■	■	■	■	■	■
NOUVEL HOPITAL DE NANTES	CENTRE HOSPITALIER UNIVERSITAIRE DE NANTES	400.0	■	■	■	■	■	■
KAYRROS ARTIFICIAL INTELLIGENCE (EGF VD)	KAYRROS SAS	15.0	■	■	■	■	■	■
CRONOS LOGEMENT INTERMEDIAIRE	FONCIERE CRONOS SAS	73.0	■	■	■	■	■	■
CRONOS LOGEMENT INTERMEDIAIRE	FONCIERE CRONOS SAS	132.0	■	■	■	■	■	■
METRON (EGF VD)	METRON SAS	6.8	■	■	■	■	■	■
VOLVO TRUCKS CLEAN TRANSPORT RDI	AB VOLVO	45.0	■	■	■	■	■	■

SC-R Sustainable cities and regions
SE-NR Sustainable energy and natural resources

INNOV-D-HC Innovation, digital and human capital
SME SME and mid-cap finance

CA-ES Climate action and environmental sustainability
ESC Economic and social cohesion

FRANCE (CONTINUED)

			SCR	SE-NR	INNOV-D-HC	SME	CA-ES	ESC
CANAL SEINE NORD	SOCIETE DU CANAL SEINE-NORD EUROPE	800.0	■	■	■	■	■	■
FLORIMOND DESPREZ CLIMATE RESILIENT SEEDS	FLORIMOND DESPREZ VEUVE & FILS SAS	40.0	■	■	■	■	■	■
EIB-BPI COVID-19 FACILITY (EGF)	FRPME BOOSTER FFS	50.0	■	■	■	■	■	■
CDC RENOVATION ENERGETIQUE LOGEMENT SOCIAL	CAISSE DES DEPOTS ET CONSIGNATIONS	500.0	■	■	■	■	■	■
GAL LAFAYETTE DIGITAL TRANSFORMATION	SOCIETE ANONYME DES GALERIES LAFAYETTE	64.0	■	■	■	■	■	■
LYON TRANSPORTS URBAINS 2026	SYTRAL MOBILITES	250.0	■	■	■	■	■	■
AIRCRAFT INNOVATION	AIRBUS SE	36.3	■	■	■	■	■	■
FRANFINANCE ENERGY EFFICIENCY PF4EE CA	PRIVATE ENTITY(IES)	4.8	■	■	■	■	■	■
FRANFINANCE ENERGY EFFICIENCY PF4EE FL	SOCIETE GENERALE	37.5	■	■	■	■	■	■
MONTPELLIER ASSAINISSEMENT	MONTPELLIER MEDITERRANEE METROPOLE	80.0	■	■	■	■	■	■
PROJECT JUSTICE (SA)	EVOTEC SE	67.5	■	■	■	■	■	■
MEDINCELL 2 (EGFF)	MEDINCELL	20.0	■	■	■	■	■	■
MEDINCELL 2 (EGFF)	MEDINCELL	20.0	■	■	■	■	■	■
PUNCH SUSTAINABLE POWERTRAIN SOLUTIONS	PUNCH TORINO SPA	3.6	■	■	■	■	■	■
PUNCH SUSTAINABLE POWERTRAIN SOLUTIONS	PUNCH POWERGLIDE STRASBOURG SAS	1.2	■	■	■	■	■	■
GASCOGNE PAPER FACTORY	GASCOGNE SA	50.0	■	■	■	■	■	■
GENSIGHT BIOLOGICS (EGFF)	GENSIGHT BIOLOGICS SA	17.5	■	■	■	■	■	■
GENSIGHT BIOLOGICS (EGFF)	GENSIGHT BIOLOGICS SA	17.5	■	■	■	■	■	■
SPEE HAUTS-DE-FRANCE 2	PRIVATE ENTITY(IES)	30.0	■	■	■	■	■	■
INVENTIVA - (EGFF)	INVENTIVA SA	25.0	■	■	■	■	■	■
INVENTIVA - (EGFF)	INVENTIVA SA	25.0	■	■	■	■	■	■
MINERALS AND AGGREGATES PROCESSING RDI	METSO OUTOTEC OYJ	4.0	■	■	■	■	■	■
TRIFYL VALORISATION MATIERE&ECONOMIE CIRCULAIRE	SYNDICAT MIXTE DEPARTEMENTAL POUR LA VALORISATION DES DECHETS MENAGERS ET ASSIMILES	40.0	■	■	■	■	■	■
VERKOR BATTERY DEMO LINE (EDP)	VERKOR SA	49.0	■	■	■	■	■	■
LOXAM ELECTRIC CAPEX PROGRAM	LOXAM SAS	130.0	■	■	■	■	■	■
STM SEMICONDUCT R&D ITALY-FRANCE	STMICROELECTRONICS NV	300.0	■	■	■	■	■	■
SIPEARL (EGF VD)	SIPEARL SAS	12.5	■	■	■	■	■	■
MONTPELLIER TRANSPORTS URBAINS	MONTPELLIER MEDITERRANEE METROPOLE	250.0	■	■	■	■	■	■
ENEDIS GREEN ELECTRICITY DISTRIBUTION NETWORK	ENEDIS	400.0	■	■	■	■	■	■

SC-R Sustainable cities and regions
SE-NR Sustainable energy and natural resources

INNOV-D-HC Innovation, digital and human capital
SME SME and mid-cap finance

CA-ES Climate action and environmental sustainability
ESC Economic and social cohesion

FRANCE (CONTINUED)

			SC-R	SE-NR	INNOV-D-HC	SME	CA-ES	ESC
AUTOMOTIVE ELECTRIC AND ADVANCED MOBILITY RDI	VITESCO TECHNOLOGIES GROUP AG	18.8	■	■	■	■	■	■
EDUCATION HERAULT	DEPARTEMENT DE L'HERAULT	155.0	■	■	■	■	■	■
NIDEC STELLANTIS E MOTORS NEW PROJECTS 2022-2024	NIDEC PSA EMOTORS SAS	85.0	■	■	■	■	■	■
GRENOBLE VALORISATION	GRENOBLE-ALPES METROPOLE	45.0	■	■	■	■	■	■
COLLECTIVITES VS COVID 19 CALL EAU & DECHETS	COMMUNAUTE D'AGGLOMERATION DE LENS-LIEVIN	80.0	■	■	■	■	■	■
CAMPUS POLYTECHNIQUE	ECOLE POLYTECHNIQUE	70.0	■	■	■	■	■	■
RENOUVELLEMENT MATERIEL ROULANT - METRO DE PARIS	ILE-DE-FRANCE MOBILITES	250.0	■	■	■	■	■	■
PONT ET BARREAU DE CAMELAT	AGGLOMERATION D'AGEN	30.0	■	■	■	■	■	■
CEPAC ACTION POUR LE CLIMAT FL	BPCE	350.0	■	■	■	■	■	■
FAURECIA - HYDROGEN MOBILITY	FAURECIA	315.0	■	■	■	■	■	■
OVH EUROPEAN CLOUD EXPANSION	OVH GROUPE SA	175.0	■	■	■	■	■	■
CALEF - PAN-EUROPEAN RENEWABLE ENERGY FL II	CREDIT AGRICOLE SA	240.0	■	■	■	■	■	■
SG PAN-EUROPEAN RENEWABLE ENERGY FL	SOCIETE GENERALE	175.0	■	■	■	■	■	■
ILIAD FRANCE TRES HAUT DEBIT EXPANSION 2	ILIAD SA	300.0	■	■	■	■	■	■
ALD PAN-EUROPEAN CLEAN TRANSPORT FLEET	ALD SA	150.0	■	■	■	■	■	■
ENGIE GREEN RDI	ENGIE	87.3	■	■	■	■	■	■
CODASIP (IDGF)	CODASIP SRO	4.5	■	■	■	■	■	■
IZICAP (IDGF)	IZICAP SAS	8.7	■	■	■	■	■	■
EDUCATION AND SUSTAINABILITY CITY OF STRASBOURG	VILLE DE STRASBOURG	95.0	■	■	■	■	■	■
BORDEAUX LITHIUM ION BATTERY STORAGE (EDP)	AMARENCO SOLAR LTD	15.0	■	■	■	■	■	■
BORDEAUX LITHIUM ION BATTERY STORAGE (EDP)	AMARENCO SOLAR LTD	1.5	■	■	■	■	■	■
RDI FOR DOOR SOLUTIONS II	ASSA ABLOY AB (PUBL)	25.6	■	■	■	■	■	■
CELLECTIS (IEU TI)	CELLECTIS SA	40.0	■	■	■	■	■	■
POST-ACUTE SEQUELAE COVID RDI (IEU TI)	GENEURO INNOVATION SAS	25.0	■	■	■	■	■	■
BPCE EFFICACITE ENERGETIQUE MBIL	BPCE	150.0	■	■	■	■	■	■
CASA INSTALLATION & FEMINISATION PLS MBIL	CREDIT AGRICOLE SA	400.0	■	■	■	■	■	■
BFCM JEUNES AGRI & ACTION CLIMATIQUE II MBIL	BANQUE FEDERATIVE DU CREDIT MUTUEL	80.0	■	■	■	■	■	■
CASA AGRI LOAN FOR SME MIDCAPS CLIMATE & GENDER	CREDIT AGRICOLE SA	140.0	■	■	■	■	■	■

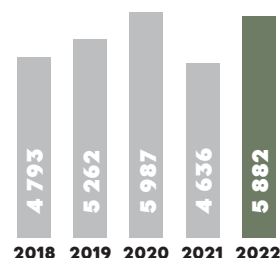
SC-R Sustainable cities and regions
SE-NR Sustainable energy and natural resources

INNOV-D-HC Innovation, digital and human capital
SME SME and mid-cap finance

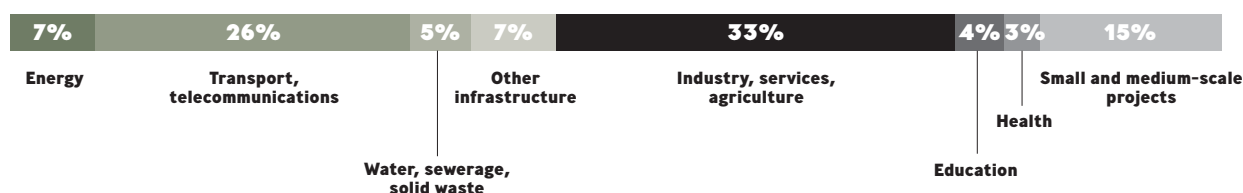
CA-ES Climate action and environmental sustainability
ESC Economic and social cohesion

GERMANY

Signatures
2018-2022 (in € million)



Signatures by sector from 2018 to 2022



€5 881.7 million

Project Name	Entity	Value (€ million)	SC-R	SE-NR	INNOV-D-HC	SME	CA-ES	ESC
SPINDIAG (COVID-19) (IDFF)	SPINDIAG GMBH	15.0						
BLICKFELD (EGFF)	BLICKFELD GMBH	7.5						
BLICKFELD (EGFF)	BLICKFELD GMBH	7.5						
HANNOVER SOCIAL AND AFFORDABLE HOUSING	HANOVA WOHNEN GMBH	60.0						
TRAMTRAINS KARLSRUHE	VBK - VERKEHRSBETRIEBE KARLSRUHE GMBH	150.0						
COLLE RENTAL & SALES ELECTRIFICATION	COLLE SITTARD VERHUUR BV	15.0						
METRON (EGF VD)	METRON SAS	2.1						
BRAINLAB SURGERY SOFTWARE DEVELOPMENT	BRAINLAB AG	50.0						
LEONARDO INNOVATION PROGRAMME	LEONARDO SPA	3.3						
NEUCONNECT INTERCONNECTOR	NEUCONNECT DEUTSCHLAND GMBH & CO KG	239.9						
NEUCONNECT INTERCONNECTOR	NEUCONNECT DEUTSCHLAND GMBH & CO KG	22.9						
NEUCONNECT INTERCONNECTOR	NEUCONNECT DEUTSCHLAND GMBH & CO KG	13.5						
ALTANA SUSTAINABLE SOLUTIONS	ALTANA AG	47.0						
AIRCRAFT INNOVATION	AIRBUS SE	128.7						
STUTTGARTER STRASSENBAHNEN GREEN LOAN	STUTTGARTER STRASSENBAHNEN AG	190.0						
PROJECT JUSTICE (SA)	EVOTEC SE	82.5						
NUMARES (EGF VD)	NUMARES AG	20.0						
EVUM MOTORS (EGFF)	EVUM MOTORS GMBH	6.3						
EVUM MOTORS (EGFF)	EVUM MOTORS GMBH	6.3						
SIPEARL (EGF VD)	SIPEARL SAS	12.5						

SC-R Sustainable cities and regions
SE-NR Sustainable energy and natural resources

INNOV-D-HC Innovation, digital and human capital
SME SME and mid-cap finance

CA-ES Climate action and environmental sustainability
ESC Economic and social cohesion

GERMANY (CONTINUED)

			SC-R	SE-NR	INNOV-D-HC	SME	CA-ES	ESC
ADVANCED HEATING SYSTEMS	VAILLANT GMBH	120.0	■	■	■	■	■	■
MODAL SHIFT SUPPORT CHEMNITZ - TRAMTRAINS	ZWECKVERBAND VERKEHRSVERBUND MITTELSACHSEN	63.2	■	■	■	■	■	■
MODAL SHIFT SUPPORT CHEMNITZ - TRAMTRAINS	ZWECKVERBAND VERKEHRSVERBUND MITTELSACHSEN	25.4	■	■	■	■	■	■
AUTOMOTIVE ELECTRIC AND ADVANCED MOBILITY RDI	VITESCO TECHNOLOGIES GROUP AG	190.5	■	■	■	■	■	■
ADVANCED SEMICONDUCTOR SILICON WAFER DEVELOPMENT	SILTRONIC AG	200.0	■	■	■	■	■	■
AUGSBURG PUBLIC INVESTMENTS	SWA NETZE GMBH, STADTWERKE AUGSBURG WASSER GMBH, STADTWERKE AUGSBURG VERKEHRS-GMBH, STADTWERKE AUGSBURG ENERGIE GMBH	180.0	■	■	■	■	■	■
MUNICH UNDERGROUND ROLLING STOCK	STADTWERKE MUENCHEN GMBH	114.6	■	■	■	■	■	■
COMPUGROUP MEDICAL SOFTWARE RDI	COMPUGROUP MEDICAL SE & CO KGAA	200.0	■	■	■	■	■	■
WINGCOPTER LAST MILE DELIVERY (IEU GT)	WINGCOPTER GMBH	40.0	■	■	■	■	■	■
ADVANCED MOBILITY SOLUTIONS	MAHLE GMBH	150.0	■	■	■	■	■	■
TENNET OSTBAYERNRING GRID EXPANSION GREEN LOAN	TENNET HOLDING BV	450.0	■	■	■	■	■	■
LARGE-SCALE ENERGY EFFICIENT HOUSING GERMANY	VONOVIA SE	600.0	■	■	■	■	■	■
SANDVIK SPECIAL MACHINING AND TOOLING RDI	SANDVIK AB	51.5	■	■	■	■	■	■
OVH EUROPEAN CLOUD EXPANSION	OVH GROUPE SA	16.0	■	■	■	■	■	■
EGF ABS - FLP LBBW LOAN FOR SMES	ACCEPTABLE CORPORATE(S)	160.3	■	■	■	■	■	■
BATTERY SYSTEMS RDI - GREEN LOAN	WEBASTO SE	100.0	■	■	■	■	■	■
GBS (IEU LS)	GERMAN BIONIC SYSTEMS GMBH	15.0	■	■	■	■	■	■
CODASIP (IDGF)	CODASIP SRO	0.6	■	■	■	■	■	■
DB LRS ENHANCED SUPPORT FOR MIDCAPS AND CLIMATE	ACCEPTABLE CORPORATE(S)	200.0	■	■	■	■	■	■
ELDERLY CARE FACILITIES GERMANY	KORIAN SE	130.0	■	■	■	■	■	■
ELDERLY CARE FACILITIES GERMANY	KORIAN SE	20.0	■	■	■	■	■	■
EGF ABS - FLP UC GERMANY LOAN SMES	ACCEPTABLE CORPORATE(S)	146.2	■	■	■	■	■	■
BASF INNOVATIVE CHEMICALS RDI	BASF SE	350.0	■	■	■	■	■	■
P-CAM COMMERCIAL DEMO PLANT (IEU GT)	KOENIGSWARTER & EBELL CHEMISCHE FABRIK GMBH	36.7	■	■	■	■	■	■
VOLTSTORAGE (EDP)	VOLTSTORAGE GMBH	30.0	■	■	■	■	■	■
SOFTWARE AG RDI DIGITAL TRANSFORMATION	SOFTWARE AG	100.0	■	■	■	■	■	■
BERENBERG LRS ENHANCED SUPPORT	ACCEPTABLE CORPORATE(S)	150.0	■	■	■	■	■	■
ADVANCED ELECTRONICS RDI	KOSTAL AUTOMOBIL ELEKTRIK GMBH & CO KG	86.0	■	■	■	■	■	■
HE DREIHT OFFSHORE WIND	ENBW ENERGIE BADEN-WUERTTEMBERG AG	300.0	■	■	■	■	■	■
HE DREIHT OFFSHORE WIND	ENBW ENERGIE BADEN-WUERTTEMBERG AG	300.0	■	■	■	■	■	■
RDI FOR DOOR SOLUTIONS II	ASSA ABLOY AB (PUBL)	25.6	■	■	■	■	■	■
DKB RENEWABLE ENERGY AND MUNICIPAL INFRASTR MBIL	DEUTSCHE KREDITBANK AG	100.0	■	■	■	■	■	■
HELABA MULTI-OBJECTIVE MBIL	LANDESBANK HESSEN-THUERINGEN GIROZENTRALE	100.0	■	■	■	■	■	■
GEFA LOAN FOR SMES AND MIDCAPS IV	GEFA BANK GMBH	50.0	■	■	■	■	■	■

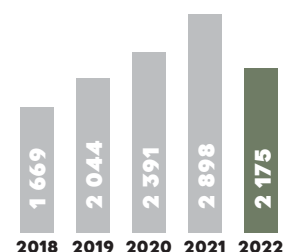
SC-R Sustainable cities and regions
SE-NR Sustainable energy and natural resources

INNOV-D-HC Innovation, digital and human capital
SME SME and mid-cap finance

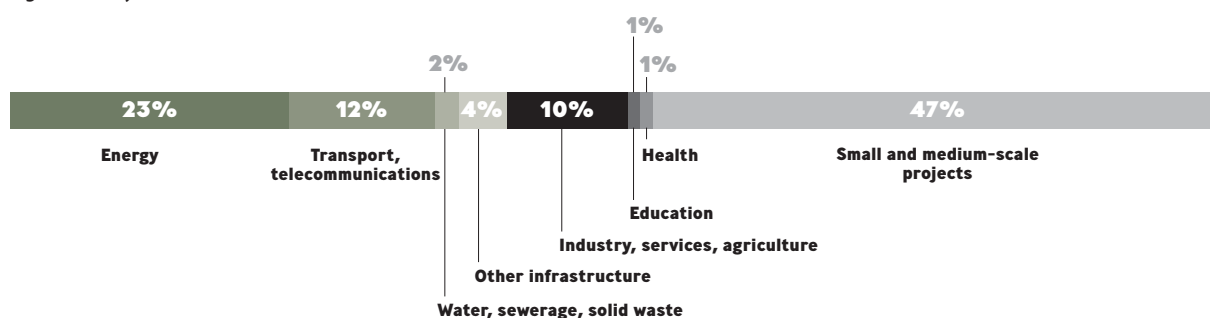
CA-ES Climate action and environmental sustainability
ESC Economic and social cohesion

GREECE

Signatures
2018-2022 (in € million)



Signatures by sector from 2018 to 2022



€2 175.2 million

Project Name	Entity	Value (€ million)	SC-R	SE-NR	INNOV-D-HC	SME	CA-ES	ESC
ATHENS METRO D	ATTIKO METRO SINGLE MEMBER SA	580.0	■	■	■	■	■	■
SMES TRADE FINANCE FACILITY 3	NATIONAL BANK OF GREECE SA	60.0	■	■	■	■	■	■
SMES TRADE FINANCE FACILITY 3	PIRAEUS BANK SA	50.0	■	■	■	■	■	■
SMES TRADE FINANCE FACILITY 3	EUROBANK SA	90.0	■	■	■	■	■	■
PPC DISTRIBUTION VIII	HELLENIC ELECTRICITY DISTRIBUTION NETWORK OPERATOR SA	130.0	■	■	■	■	■	■
KOZANI 230MW PV	PPC RENEWABLES SA	28.5	■	■	■	■	■	■
GREECE RESEARCH CENTRES SUPPORT	PUBLIC ENTITY(IES)	80.7	■	■	■	■	■	■
PAPADOPOULOS BREAD FACTORY	BISCUIT AND FOOD PRODUCTS MANUFACTURING COMPANY E J PAPADOPOULOS SA	24.8	■	■	■	■	■	■
MOTOR OIL E-CHARGING STATIONS & HYDROGEN	MOTOR OIL (HELLAS) CORINTH REFINERIES SA	40.0	■	■	■	■	■	■
ONE DEALER (EGFF)	ONEDEALER INTERNATIONAL GMBH	7.2	■	■	■	■	■	■
ONE DEALER (EGFF)	ONEDEALER INTERNATIONAL GMBH	7.2	■	■	■	■	■	■
ELVALHALCOR ALUMINIUM PROCESSING INVESTMENT	ELVALHALCOR HELLENIC COPPER AND ALUMINIUM INDUSTRY SA	75.0	■	■	■	■	■	■

SC-R Sustainable cities and regions
SE-NR Sustainable energy and natural resources

INNOV-D-HC Innovation, digital and human capital
SME SME and mid-cap finance

CA-ES Climate action and environmental sustainability
ESC Economic and social cohesion

GREECE (CONTINUED)

			SC-R	SE-NR	INNOV-D-HC	SME	CA-ES	ESC
CERTH AND FORTH GREECE R&D INFRASTRUCTURE	PUBLIC ENTITY(IES)	38.0	■	■	■	■	■	■
ALPHA BANK ENHANCED SME SUPPORT - EGF ABS FLP	ACCEPTABLE CORPORATE(S)	84.6	■	■	■	■	■	■
PIRAEUS BANK ENHANCED SME SUPPORT - EGF ABS FLP	ACCEPTABLE CORPORATE(S)	64.3	■	■	■	■	■	■
IPTO CYCLADES INTERCONNECTION PHASE 4	INDEPENDENT POWER TRANSMISSION OPERATOR SA	250.0	■	■	■	■	■	■
IPTO CYCLADES INTERCONNECTION PHASE 4	INDEPENDENT POWER TRANSMISSION OPERATOR SA	65.0	■	■	■	■	■	■
GREECE LOAN FOR CLIMATE ACTION&OTHER PRIORITIES	NATIONAL BANK OF GREECE SA	300.0	■	■	■	■	■	■
GREECE LOAN FOR CLIMATE ACTION&OTHER PRIORITIES	PIRAEUS BANK SA	200.0	■	■	■	■	■	■

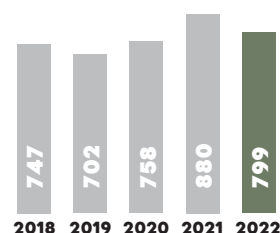
SC-R Sustainable cities and regions
SE-NR Sustainable energy and natural resources

INNOV-D-HC Innovation, digital and human capital
SME SME and mid-cap finance

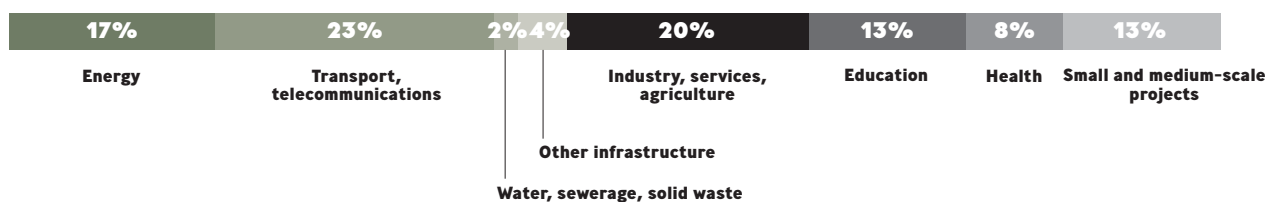
CA-ES Climate action and environmental sustainability
ESC Economic and social cohesion

HUNGARY

Signatures
2018-2022 (in € million)



Signatures by sector from 2018 to 2022



€799.4 million

Project Name	Country	Value (€ million)	SC-R	SE-NR	INNOV-D-HC	SME	CA-ES	ESC
ROAD NETWORK MODERNISATION	HUNGARY	135.0	■	■	■	■	■	■
VOLAN PUBLIC TRANSPORT FLEET RENEWAL	VOLANBUSZ ZRT	76.9	■	■	■	■	■	■
MAV-START RAIL ROLLING STOCK	MAV-START VASUTI SZEMELYSZALLITO ZRT, HUNGARY	157.5	■	■	■	■	■	■
PANNONIA BIO PROTEINS AND R&D	PANNONIA BIO ZRT	50.0	■	■	■	■	■	■
ENERGY EFFICIENCY HOME RENOVATION - GREEN LOAN	HUNGARY	150.0	■	■	■	■	■	■
MVM DISTRIBUTION NETWORK UPGRADE II	MVM ENERGETIKA ZRT	130.0	■	■	■	■	■	■
HU EXIMBANK CLIMATE FOCUSED MBIL	MAGYAR EXPORT-IMPORT BANK ZRT	100.0	■	■	■	■	■	■

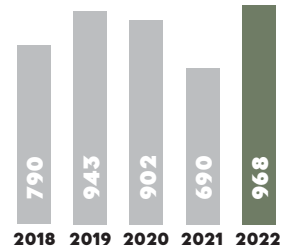
SC-R Sustainable cities and regions
SE-NR Sustainable energy and natural resources

INNOV-D-HC Innovation, digital and human capital
SME SME and mid-cap finance

CA-ES Climate action and environmental sustainability
ESC Economic and social cohesion

IRELAND

Signatures
2018-2022 (in € million)



Signatures by sector from 2018 to 2022



€968.4 million

Project Name	Entity	Value (€ million)	SGR	SE-NR	INNOV-D-HC	SME	CA-ES	ESC
CELTIC INTERCONNECTOR	EIRGRID PLC	150.0	■	■	■	■	■	■
CELTIC INTERCONNECTOR	EIRGRID PLC	150.0	■	■	■	■	■	■
IRISH COMMUNITY NURSING PPP	IRELAND	80.0	■	■	■	■	■	■
IRISH COMMUNITY NURSING PPP	IRELAND	3.9	■	■	■	■	■	■
IRISH COMMUNITY NURSING PPP	IRELAND	16.5	■	■	■	■	■	■
IRISH SCHOOL PROGRAMME IV	PUBLIC ENTITY(IES), IRELAND	240.0	■	■	■	■	■	■
SIREN (EGFF)	SINDICE LTD	6.0	■	■	■	■	■	■
SIREN (EGFF)	SINDICE LTD	6.0	■	■	■	■	■	■
XOCEAN UNCREWED VESSELS FOR OCEAN DATA (IEU GT)	XOCEAN LTD	20.0	■	■	■	■	■	■
SBCI SME AND CLIMATE ACTION INVESTMENT PLATFORM	ACCEPTABLE CORPORATE(S)	246.6	■	■	■	■	■	■
SBCI SME AND CLIMATE ACTION INVESTMENT PLATFORM	ACCEPTABLE CORPORATE(S)	28.4	■	■	■	■	■	■
CO-INVESTMENT EIFFEL SOLAR IRELAND	SPECIAL PURPOSE ENTITY(IES)/FUND	21.0	■	■	■	■	■	■

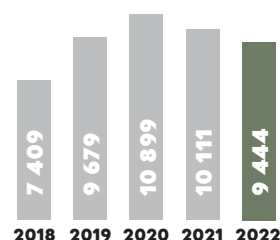
SC-R Sustainable cities and regions
SE-NR Sustainable energy and natural resources

INNOV-D-HC Innovation, digital and human capital
SME SME and mid-cap finance

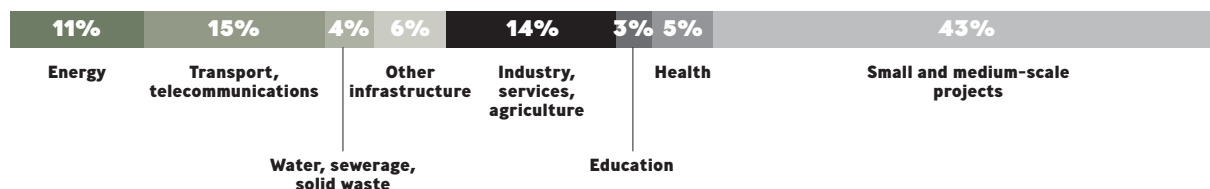
CA-ES Climate action and environmental sustainability
ESC Economic and social cohesion

ITALY

Signatures 2018-2022 (in € million)



Signatures by sector from 2018 to 2022



€9 444.3 million

Project Name	Beneficiary	Amount (€ million)	SC-R	SE-NR	INNOV-D-HC	SME	CA-ES	ESC
LAZIO UMBRIA MARCHE EARTHQUAKE RECOVERY FL	CASSA DEPOSITI E PRESTITI	500.0	■	■	■	■	■	■
CDP ITALIAN REGIONS DE-LINKED RISK SHARING	REGIONE SICILIANA, REGIONE PIEMONTE, REGIONE LAZIO, PUBLIC ENTITY(IES), CASSA DEPOSITI E PRESTITI	485.0	■	■	■	■	■	■
CDP ITALIAN REGIONS DE-LINKED RISK SHARING	REGIONE SICILIANA, REGIONE PIEMONTE, REGIONE LAZIO, PUBLIC ENTITY(IES), CASSA DEPOSITI E PRESTITI	50.0	■	■	■	■	■	■
DE CECCO FOOD PRODUCTION EXPANSION & INNOVATION	F.LLI DE CECCO DI FILIPPO - FARA SAN MARTINO SPA	10.0	■	■	■	■	■	■
DE CECCO FOOD PRODUCTION EXPANSION & INNOVATION	F.LLI DE CECCO DI FILIPPO - FARA SAN MARTINO SPA	9.0	■	■	■	■	■	■
DE CECCO FOOD PRODUCTION EXPANSION & INNOVATION	F.LLI DE CECCO DI FILIPPO - FARA SAN MARTINO SPA	1.0	■	■	■	■	■	■
RFI HIGH SPEED RAIL NAPOLI-BARI	RETE FERROVIARIA ITALIANA SPA, REPUBBLICA ITALIANA	500.0	■	■	■	■	■	■
CLIMATE CITY MILANO COVID-19 FL	COMUNE DI MILANO	31.0	■	■	■	■	■	■
EV SMART E-CHARGING NETWORK	DUFERCO ENERGIA SPA	10.0	■	■	■	■	■	■
EV SMART E-CHARGING NETWORK	DUFERCO ENERGIA SPA, CASSA DEPOSITI E PRESTITI	10.0	■	■	■	■	■	■
PORTS OF GENOA - NEW INVEST PROGRAM FL	AUTORITA DI SISTEMA PORTUALE DEL MAR LIGURE OCCIDENTALE	200.0	■	■	■	■	■	■
METRON (EGF VD)	METRON SAS	3.3	■	■	■	■	■	■
GENOA HOSPITAL	IRCCS OSPEDALE POLICLINICO SAN MARTINO, INTESA SANPAOLO SPA	20.0	■	■	■	■	■	■
LEONARDO INNOVATION PROGRAMME	LEONARDO SPA	256.7	■	■	■	■	■	■
APS PADOVA TRAMWAY LINE	APS HOLDING SPA	34.0	■	■	■	■	■	■
POSTE ITALIANE GREEN MOBILITY	POSTE ITALIANE SPA	100.0	■	■	■	■	■	■

SC-R Sustainable cities and regions
SE-NR Sustainable energy and natural resources

INNOV-D-HC Innovation, digital and human capital
SME SME and mid-cap finance

CA-ES Climate action and environmental sustainability
ESC Economic and social cohesion

ITALY (CONTINUED)

			SC-R	SE-NR	INNOV-D-HC	SME	CA-ES	ESC
E-GRID ELECTRICITY NETWORK UPGRADE	E-DISTRIBUZIONE SPA	300.0	■	■	■	■	■	■
INWIT DIGITAL INFRASTRUCTURE DEVELOPMENT	INFRASTRUTTURE WIRELESS ITALIANE SPA	48.0	■	■	■	■	■	■
PESCARA CLIMATE ACTION & CIRCULAR ECONOMY FL	COMUNE DI PESCARA	35.0	■	■	■	■	■	■
IRBM COVID (IDFF)	IRBM SPA	15.0	■	■	■	■	■	■
TAPOJARVI ITALY	TAPOJARVI ITALIA SRL	18.0	■	■	■	■	■	■
PANARIA SUSTAINABLE CERAMICS	PANARIAGROUP INDUSTRIE CERAMICHE SPA	38.4	■	■	■	■	■	■
LEAF SPACE (EGFF)	LEAF SPACE SRL	7.5	■	■	■	■	■	■
LEAF SPACE (EGFF)	LEAF SPACE SRL	7.5	■	■	■	■	■	■
PUNCH SUSTAINABLE POWERTRAIN SOLUTIONS	PUNCH TORINO SPA	26.4	■	■	■	■	■	■
PUNCH SUSTAINABLE POWERTRAIN SOLUTIONS	PUNCH POWERGLIDE STRASBOURG SAS	8.8	■	■	■	■	■	■
CARRARO GROUP RDI AND DIGITALISATION II	CARRARO SPA	32.0	■	■	■	■	■	■
TEA GROUP WATER INVESTMENTS	AQA SRL	60.0	■	■	■	■	■	■
ITALIAN ENVIRONMENTAL PROTECTION AND DUAL-USE	REPUBBLICA ITALIANA	240.0	■	■	■	■	■	■
GREENBONE (EGF VD)	GREENBONE ORTHO SPA	7.5	■	■	■	■	■	■
VIVERACQUA HYDROBOND 4	PIAVE SERVIZI SPA, LIVENZA TAGLIAMENTO ACQUE SPA, ENERGIA TERRITORIO RISORSE AMBIENTALI - ETRA SPA, BIM GESTIONE SERVIZI PUBBLICI SPA, ACQUE VERONESI SCARL, ACQUE DEL CHIAMPO SPA	74.3	■	■	■	■	■	■
DIADEM (EGF VD)	DIADEM SPA	7.5	■	■	■	■	■	■
ACQUE BRESCIANE GREEN LOAN	ACQUE BRESCIANE SRL	40.0	■	■	■	■	■	■
LSCT UPDATED INVESTMENT PROGRAM	LA SPEZIA CONTAINER TERMINAL - SPA	60.0	■	■	■	■	■	■
LSCT UPDATED INVESTMENT PROGRAM	LA SPEZIA CONTAINER TERMINAL - SPA, CASSA DEPOSITI E PRESTITI	25.0	■	■	■	■	■	■
LSCT UPDATED INVESTMENT PROGRAM	LA SPEZIA CONTAINER TERMINAL - SPA, INTESA SANPAOLO SPA	25.0	■	■	■	■	■	■
FERROVIE DELLO STATO ROLLING STOCK GREEN BOND	FERROVIE DELLO STATO ITALIANE SPA	80.0	■	■	■	■	■	■
CAP WATER INVESTMENT GREEN LOAN	CAP HOLDING SPA	100.0	■	■	■	■	■	■
ALFA WATER INVESTMENTS	ALFA SRL	75.0	■	■	■	■	■	■
SAL WATER INVESTMENTS	SOCIETA ACQUA LODIGIANA SRL	30.0	■	■	■	■	■	■
ASJA WIND REPOWERING AND NEW PROJECTS	ASJA AMBIENTE ITALIA SPA	50.0	■	■	■	■	■	■
VERITAS WASTEWATER INVESTMENTS	VENEZIANA ENERGIA RISORSE IDRICHE TERRITORIO AMBIENTE SERVIZI - VERITAS SPA	50.0	■	■	■	■	■	■
UC ENHANCED SME SUPPORT - EGF ABS	ACCEPTABLE CORPORATE(S)	128.0	■	■	■	■	■	■
BPS ENHANCED SME SUPPORT - EGF	ACCEPTABLE CORPORATE(S)	47.9	■	■	■	■	■	■
SAVIOLA SUSTAINABLE FURNITURE II	SAVIOLA HOLDING SRL, SADEPAN CHIMICA SRL, GRUPPO MAURO SAVIOLA SRL, COMPOSAD SRL	115.0	■	■	■	■	■	■
DANIELI RDI AND AMT INVESTMENTS	DANIELI & C - OFFICINE MECCANICHE SPA, ACCIAIERIE BERTOLI SAFAU SPA, ACCIAIERIE BERTOLI SAFAU SISAK DOO ZA PROIZVODNJU I USLUGE	227.5	■	■	■	■	■	■
ITALGAS (SEASIDE) CLIMATE ACTION FL	ITALGAS SPA	150.0	■	■	■	■	■	■
MARPOSS MEASUREMENT SYSTEMS RDI II	MARPOSS SPA	40.0	■	■	■	■	■	■

SC-R Sustainable cities and regions
SE-NR Sustainable energy and natural resources

INNOV-D-HC Innovation, digital and human capital
SME SME and mid-cap finance

CA-ES Climate action and environmental sustainability
ESC Economic and social cohesion

ITALY (CONTINUED)

			SC-R	SE-NR	INNOV-D-HC	SME	CA-ES	ESC
FIRENZE SMART URBAN REGENERATION FL	COMUNE DI FIRENZE	200.0	■	■	■	■	■	■
SG PAN-EUROPEAN RENEWABLE ENERGY FL	SOCIETE GENERALE	175.0	■	■	■	■	■	■
ALD PAN-EUROPEAN CLEAN TRANSPORT FLEET	ALD SA	30.0	■	■	■	■	■	■
TYRRHENIAN LINK	TERNA - RETE ELETTRICA NAZIONALE SPA	500.0	■	■	■	■	■	■
SMAT WATER INVESTMENTS GREEN LOAN	SOCIETA METROPOLITANA ACQUE TORINO SPA	150.0	■	■	■	■	■	■
RFI HIGH SPEED RAIL PALERMO-CATANIA	RETE FERROVIARIA ITALIANA SPA, REPUBBLICA ITALIANA	200.0	■	■	■	■	■	■
PIAGGIO RDI FOR E-MOBILITY	PIAGGIO & C SPA	60.0	■	■	■	■	■	■
UNICREDIT CLIMATE ACTION FL ITALY II	UNICREDIT SPA	150.0	■	■	■	■	■	■
BNL ENHANCED SUSTAINABLE SME AND MIDCAPS SUPPORT	ACCEPTABLE CORPORATES - BNL	86.8	■	■	■	■	■	■
BLUBRAKE (IDGF)	BLUBRAKE SPA	10.0	■	■	■	■	■	■
CHARLIE PV GREEN LOAN	REDEN DEVELOPMENT ITALY SRL	114.3	■	■	■	■	■	■
CHARLIE PV GREEN LOAN	REDEN DEVELOPMENT ITALY SRL	5.0	■	■	■	■	■	■
KONE INNOVATIVE PEOPLE FLOW RDI II	KONE OYJ	12.0	■	■	■	■	■	■
UC SUSTAINABLE SMES & MIDCAPS	ARTS CONSUMER SRL	608.6	■	■	■	■	■	■
UC SUSTAINABLE SMES & MIDCAPS	ARTS CONSUMER SRL	27.4	■	■	■	■	■	■
UC SUSTAINABLE SMES & MIDCAPS	ARTS CONSUMER SRL	14.9	■	■	■	■	■	■
UC SUSTAINABLE SMES & MIDCAPS	ARTS CONSUMER SRL	49.1	■	■	■	■	■	■
POSTE LOAN FOR SMES MIDCAPS & ENERGY EFFICIENCY	POSTE ITALIANE SPA	600.0	■	■	■	■	■	■
REGIONE EMILIA-ROMAGNA EU BLENDING PROGRAMME	INTESA SANPAOLO SPA, ICCREA BANCA SPA - ISTITUTO CENTRALE DEL CREDITO COOPERATIVO, BPER BANCA SPA, BANCA NAZIONALE DEL LAVORO SPA	37.5	■	■	■	■	■	■
REGIONE EMILIA-ROMAGNA EU BLENDING PROGRAMME	BANCA NAZIONALE DEL LAVORO SPA	37.5	■	■	■	■	■	■
REGIONE EMILIA-ROMAGNA EU BLENDING PROGRAMME	BPER BANCA SPA	37.5	■	■	■	■	■	■
REGIONE EMILIA-ROMAGNA EU BLENDING PROGRAMME	ICCREA BANCA SPA - ISTITUTO CENTRALE DEL CREDITO COOPERATIVO	37.5	■	■	■	■	■	■
SGEF ITALY LOAN FOR SMES AND CLIMATE ACTION	SG LEASING SPA, SG EQUIPMENT FINANCE ITALY SPA, FRAER LEASING SPA	250.0	■	■	■	■	■	■
CCR ALTO ADIGE LOAN FOR SMES AND MID-CAPS IV	CASSA CENTRALE RAIFFEISEN DELL'ALTO ADIGE SPA	30.0	■	■	■	■	■	■
ISP SUSTAINABLE LOAN FOR SMES AND MIDCAPS	INTESA SANPAOLO SPA	500.0	■	■	■	■	■	■
CDP PUBLIC SECTOR CLIMATE ACTION MBIL	CASSA DEPOSITI E PRESTITI	100.0	■	■	■	■	■	■
MCC SUSTAINABLE LOAN FOR COHESION SMES & MIDCAPS	MEDIOCREDITO CENTRALE - BANCA DEL MEZZOGIORNO SPA	50.0	■	■	■	■	■	■
ILLIMITY SUSTAINABLE LOAN FOR SMES	ILLIMITY BANK SPA	100.0	■	■	■	■	■	■
ISP LOAN FOR AGRICULTURE FOR SMES AND MIDCAPS	INTESA SANPAOLO SPA	100.0	■	■	■	■	■	■
CR BOLZANO LOAN FOR SMES AND CLIMATE ACTION	CASSA DI RISPARMIO DI BOLZANO SPA	80.0	■	■	■	■	■	■
FCA BANK LOAN FOR SMES AND CLIMATE ACTION	FCA BANK SPA	90.0	■	■	■	■	■	■
RRF ITALY - FOF SUSTAINABLE TOURISM - EQUITER	NEWCO - FONDO TEMATICO TURISMO SRL	189.2	■	■	■	■	■	■
RRF ITALY - FOF SUSTAINABLE TOURISM - FININT	BANCA FINANZIARIA INTERNAZIONALE SPA	165.6	■	■	■	■	■	■
RRF ITALY - FOF URBAN INTEGRATED PLANS - EQUITER	NEWCO - FONDO TEMATICO PIANI URBANI INTEGRATI SRL	154.4	■	■	■	■	■	■
RRF ITALY - FOF URBAN INTEGRATED PLANS - FININT	BANCA FINANZIARIA INTERNAZIONALE SPA	102.9	■	■	■	■	■	■

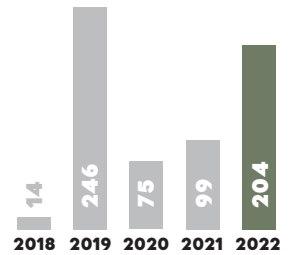
SC-R Sustainable cities and regions
SE-NR Sustainable energy and natural resources

INNOV-D-HC Innovation, digital and human capital
SME SME and mid-cap finance

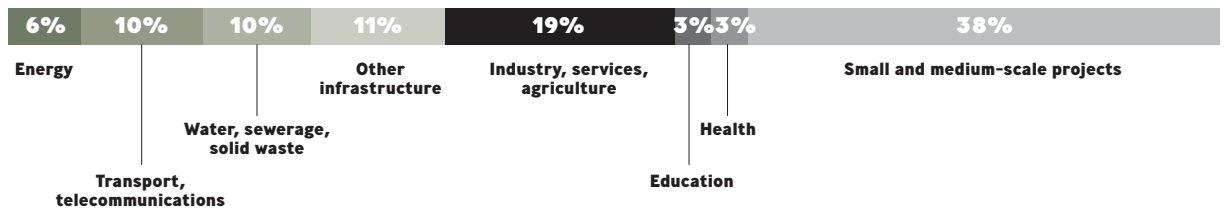
CA-ES Climate action and environmental sustainability
ESC Economic and social cohesion

LATVIA

Signatures
2018-2022 (in € million)



Signatures by sector from 2018 to 2022



€204.5 million

Project Name	Beneficiary	Amount (€ million)	SGR	SE-NR	INNOV-D-HC	SME	CA-ES	ESC
PLYWOOD PRODUCTION INVESTMENT PROGRAMME LATVIA	AS LATVIJAS FINIERIS	39.0	■	■	■	■	■	■
RIGA WATER AND SANITATION	RIGAS UDENS SIA	60.0	■	■	■	■	■	■
CITADELE ENHANCED SUPPORT TO SMES AND MID-CAPS	ACCEPTABLE CORPORATES - CITADELE SYNTHETIC 2022	105.5	■	■	■	■	■	■

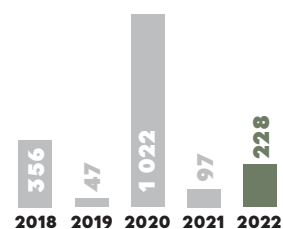
SC-R Sustainable cities and regions
SE-NR Sustainable energy and natural resources

INNOV-D-HC Innovation, digital and human capital
SME SME and mid-cap finance

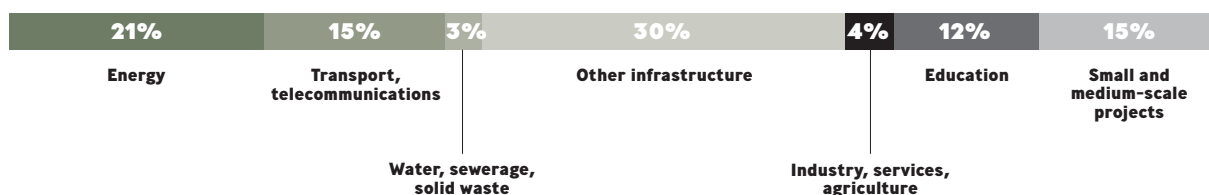
CA-ES Climate action and environmental sustainability
ESC Economic and social cohesion

LITHUANIA

Signatures
2018-2022 (in € million)



Signatures by sector from 2018 to 2022



€228.1 million

Project Name	Beneficiary	Amount (€ million)	SC-R	SE-NR	INNOV-D-HC	SME	CA-ES	ESC
KLAIPEDA SEAPORT III	KLAIPEDA STATE SEAPORT AUTHORITY	65.0	■	■	■	■	■	■
VILNIUS WATER AND SANITATION	UAB VILNIUS VANDENYS	30.0	■	■	■	■	■	■
CITADELE ENHANCED SUPPORT TO SMES AND MID-CAPS	ACCEPTABLE CORPORATES - CITADELE SYNTHETIC 2022	83.1	■	■	■	■	■	■
TELTONIKA IOT GROUP INVESTMENT PROGRAMME	UAB TELTONIKA TELEMEDIC, UAB TELTONIKA TELEMATICS, UAB TELTONIKA NETWORKS, UAB TELTONIKA EMS	50.0	■	■	■	■	■	■

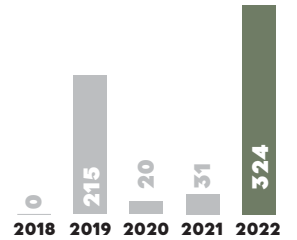
SC-R Sustainable cities and regions
SE-NR Sustainable energy and natural resources

INNOV-D-HC Innovation, digital and human capital
SME SME and mid-cap finance


CA-ES Climate action and environmental sustainability
ESC Economic and social cohesion

LUXEMBOURG

Signatures
2018-2022 (in € million)



Signatures by sector from 2018 to 2022



€324.0 million

Project Name	Value (€ million)	SC-R	SE-NR	INNOV-D-HC	SME	CA-ES	ESC
ALZETTE RIVER RENATURALISATION (NCFE)	9.0	■	■	■	■	■	■
SES ADVANCED HYBRID SATELLITE	300.0	■	■	■	■	■	■
ALD PAN-EUROPEAN CLEAN TRANSPORT FLEET	15.0	■	■	■	■	■	■

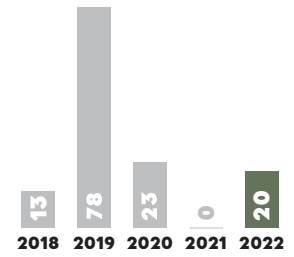
SC-R Sustainable cities and regions
SE-NR Sustainable energy and natural resources

INNOV-D-HC Innovation, digital and human capital
SME SME and mid-cap finance

CA-ES Climate action and environmental sustainability
ESC Economic and social cohesion

MALTA

Signatures
2018-2022 (in € million)



Signatures by sector from 2018 to 2022



€20.0 million

- SC-R
- SE-NR
- INNOV-D-HC
- SME
- CA-ES
- ESC

EPIC MALTA MOBILE AND FIXED NETWORK EVOLUTION

EPIC COMMUNICATIONS LTD

20.0

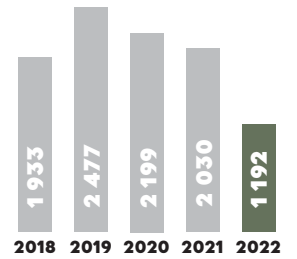
SC-R Sustainable cities and regions
SE-NR Sustainable energy and natural resources

INNOV-D-HC Innovation, digital and human capital
SME SME and mid-cap finance

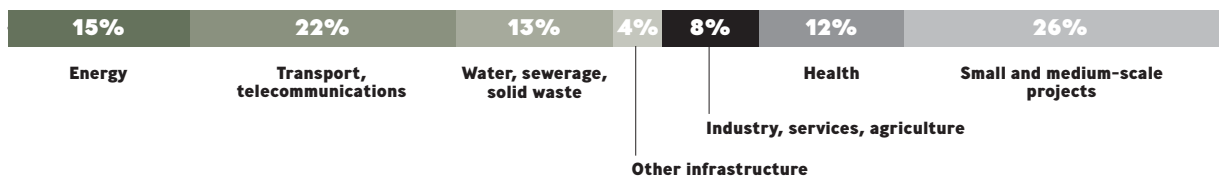
CA-ES Climate action and environmental sustainability
ESC Economic and social cohesion

NETHERLANDS

Signatures
2018-2022 (in € million)



Signatures by sector from 2018 to 2022



€1 191.8 million

Project Name	Partner	Value (€ million)	SC-R	SE-NR	INNOV-D-HC	SME	CA-ES	ESC
NETHERLANDS OFFSHORE WIND	ZEEENERGIE CV, BUITENGAATS CV	12.1	■	■	■	■	■	■
COLLE RENTAL & SALES ELECTRIFICATION	COLLE SITTARD VERHUUR BV	35.0	■	■	■	■	■	■
NEUCONNECT INTERCONNECTOR	NEUCONNECT NETHERLANDS BV	96.8	■	■	■	■	■	■
NEUCONNECT INTERCONNECTOR	NEUCONNECT NETHERLANDS BV	7.8	■	■	■	■	■	■
ENERGIEFONDS OVERIJSEL	ENERGIEFONDS OVERIJSEL II BV	50.0	■	■	■	■	■	■
WASTE RECOVERY & RECYCLING	RENEWI EUROPE BV	10.8	■	■	■	■	■	■
GEN3 PRODUCTION PLATFORM (EDP)	LEYDENJAR TECHNOLOGIES BV	30.0	■	■	■	■	■	■
SUSTAINABLE WATER SUPPLY BRABANT WATER	BRABANT WATER NV	200.0	■	■	■	■	■	■
SINT JANS GASTHUIS SUSTAINABLE HEALTHCARE	STICHTING VOOR MEDISCHE EN VERPLEEGKUNDIGE ZORGVLEENING ST JANS GASTHUIS (SJG WEERT)	40.0	■	■	■	■	■	■
SFVG REGIONAL SUSTAINABLE HEALTHCARE	STICHTING SINT FRANCISCUS VLIETLAND GROEP	80.0	■	■	■	■	■	■
VIECURI SUSTAINABLE HEALTHCARE	STICHTING VIECURI MEDISCH CENTRUM VOOR NOORD-LIMBURG	90.0	■	■	■	■	■	■
ALD PAN-EUROPEAN CLEAN TRANSPORT FLEET	ALD SA	15.0	■	■	■	■	■	■
RABOBANK SME SUPPORT - EGF	ACCEPTABLE CORPORATE(S)	74.2	■	■	■	■	■	■
VESTEDA AFFORDABLE HOUSING II	CUSTODIAN VESTEDA FUND I BV	150.0	■	■	■	■	■	■
RABOBANK IMPACT LOAN FOR SMES AND MIDCAPS VII	COOPERATIEVE RABOBANK UA	300.0	■	■	■	■	■	■

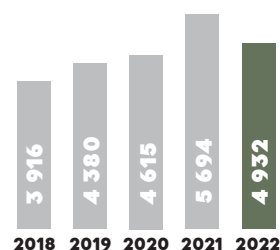
SC-R Sustainable cities and regions
SE-NR Sustainable energy and natural resources

INNOV-D-HC Innovation, digital and human capital
SME SME and mid-cap finance

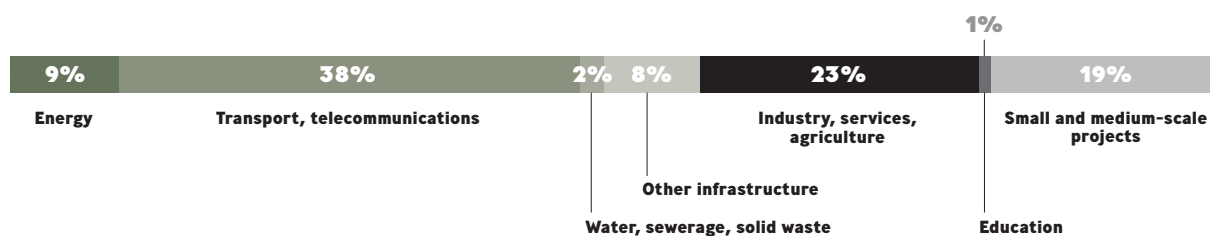
CA-ES Climate action and environmental sustainability
ESC Economic and social cohesion

POLAND

Signatures
2018-2022 (in € million)



Signatures by sector from 2018 to 2022



€4 931.7 million

				SC-R	SE-NR	INNOV-D-HC	SME	CA-ES	ESC
OPOLE MUNICIPAL INFRASTRUCTURE II	MIASTO OPOLE	25.8							
KRAKOW TRAMWAY PPP	THE CITY OF KRAKOW	32.3							
KRAKOW TRAMWAY PPP	THE CITY OF KRAKOW	6.5							
GORZOW WLKP URBAN INFRASTRUCTURE	CITY OF GORZOW WIELKOPOLSKI	9.2							
PLAY P4 NETWORK DEVELOPMENT 5G	P4 SP ZOO	103.5							
BNP PARIBAS BANK POLSKA ENERGY EFF PF4EE CA	BNP PARIBAS BANK POLSKA SA, ACCEPTABLE BNP POLSKA PF4EE GUARANTEE FINAL BENEFICIARY	11.0							
WARSAW SUSTAINABLE DEVELOPMENT	MIASTO STOLECZNE WARSZAWA	42.5							
BIELSKO BIALA URBAN INFRASTRUCTURE	CITY OF BIELSKO BIALA	42.4							
EDPR POLAND GREEN ENERGY LOAN	EDP RENOVAVEIS SA	8.6							
EDPR POLAND GREEN ENERGY LOAN	EDP RENOVAVEIS SA	0.6							
EDPR POLAND GREEN ENERGY LOAN	EDP RENOVAVEIS SA	9.6							
EDPR POLAND GREEN ENERGY LOAN	EDP RENOVAVEIS SA	12.8							
EDPR POLAND GREEN ENERGY LOAN	EDP RENOVAVEIS SA	2.6							
EDPR POLAND GREEN ENERGY LOAN	EDP RENOVAVEIS SA	10.9							
EDPR POLAND GREEN ENERGY LOAN	EDP RENOVAVEIS SA	18.5							
EDPR POLAND GREEN ENERGY LOAN	EDP RENOVAVEIS SA	0.5							

SC-R Sustainable cities and regions
SE-NR Sustainable energy and natural resources

INNOV-D-HC Innovation, digital and human capital
SME SME and mid-cap finance

CA-ES Climate action and environmental sustainability
ESC Economic and social cohesion

POLAND (CONTINUED)

			SC-R	SE-NR	INNOV-D-HC	SME	CA-ES	ESC
EDPR POLAND GREEN ENERGY LOAN	EDP RENOVAVEIS SA	0.8	■	■	■	■	■	■
EDPR POLAND GREEN ENERGY LOAN	EDP RENOVAVEIS SA	0.2	■	■	■	■	■	■
EDPR POLAND GREEN ENERGY LOAN	EDP RENOVAVEIS SA	0.7	■	■	■	■	■	■
EDPR POLAND GREEN ENERGY LOAN	EDP RENOVAVEIS SA	1.1	■	■	■	■	■	■
METRON (EGF VD)	METRON SAS	1.4	■	■	■	■	■	■
S3 EXPRESSWAY SWINOUJSCIE - SZCZECIN	REPUBLIC OF POLAND, BANK GOSPODARSTWA KRAJOWEGO	250.0	■	■	■	■	■	■
WROCLAW SUSTAINABLE INFRASTRUCTURE	CITY OF WROCLAW	25.1	■	■	■	■	■	■
ZIELONA GORA MUNICIPAL INFRASTRUCTURE III	CITY OF ZIELONA GORA	64.0	■	■	■	■	■	■
AQUANET WATER AND WASTEWATER III	AQUANET SA	105.8	■	■	■	■	■	■
PLK E65 SOUTHERN SECTION PHASE II	PKP POLSKIE LINIE KOLEJOWE SA	600.0	■	■	■	■	■	■
KONTAKT IO (EGF VD)	KONTAKT MICRO-LOCATION SP ZOO	12.0	■	■	■	■	■	■
RYVU (EGFF)	RYVU THERAPEUTICS SA	11.0	■	■	■	■	■	■
RYVU (EGFF)	RYVU THERAPEUTICS SA	11.0	■	■	■	■	■	■
S1 EXPRESSWAY PYRZOWICE - BIELSKO-BIALA	REPUBLIC OF POLAND, BANK GOSPODARSTWA KRAJOWEGO	400.0	■	■	■	■	■	■
LODZ URBAN DEVELOPMENT	CITY OF LODZ	64.0	■	■	■	■	■	■
WARSAW SUSTAINABLE WATER AND WASTEWATER NETWORK	MIEJSKIE PRZEDSIEBIORSTWO WODOCIAGOW I KANALIZACJI W M ST WARSZAWIE SA	192.1	■	■	■	■	■	■
ADVANCED MOBILITY SOLUTIONS	MAHLE GMBH	33.0	■	■	■	■	■	■
EGF ABS - FLP PL BANK MILLENNIUM LOAN FOR SMES	ACCEPTABLE CORPORATE(S)	63.0	■	■	■	■	■	■
RYBNIK SUSTAINABLE DEVELOPMENT	CITY OF RYBNIK	34.5	■	■	■	■	■	■
WARSAW TRAMWAY III	TRAMWAJE WARSZAWSKIE SP ZOO	204.6	■	■	■	■	■	■
FIBER OPTIC NETWORK ROLL OUT POLAND (FONROP)	POLSKI SWIATLOWOD OTWARTY SP ZOO	176.7	■	■	■	■	■	■
OVH EUROPEAN CLOUD EXPANSION	OVH GROUPE SA	9.0	■	■	■	■	■	■
PGE ELECTRICITY DISTRIBUTION	PGE DYSTRYBUCAJA SA	426.7	■	■	■	■	■	■
RZESZOW MUNICIPAL INFRASTRUCTURE III	CITY OF RZESZOW	74.6	■	■	■	■	■	■
UKRAINE SOLIDARITY PACKAGE - POLAND (BGK)	BANK GOSPODARSTWA KRAJOWEGO	600.0	■	■	■	■	■	■
UKRAINE SOLIDARITY PACKAGE - POLAND (BGK)	BANK GOSPODARSTWA KRAJOWEGO	600.0	■	■	■	■	■	■
MASPEX FOOD PRODUCTION RESOURCE EFFICIENCY	MASPEX FOOD SP ZOO	47.3	■	■	■	■	■	■
DEMANT MEDICAL TECHNOLOGY RDI	DEMANT A/S	24.2	■	■	■	■	■	■
S7 EXPRESSWAY PLONSK - CZOSNOW	REPUBLIC OF POLAND, BANK GOSPODARSTWA KRAJOWEGO	220.0	■	■	■	■	■	■
SCB ENHANCED SUPPORT TO SMES AND MID-CAPS	ACCEPTABLE CORPORATES - SANTANDER CONSUMER BANK S.A. SYNTHETIC 2022 (POLAND)	99.5	■	■	■	■	■	■
SCB ENHANCED SUPPORT TO SMES AND MID-CAPS	ACCEPTABLE CORPORATES - SANTANDER CONSUMER BANK S.A. SYNTHETIC 2022 (POLAND)	42.3	■	■	■	■	■	■
BNP LEASING PL LOAN FOR SMES&MIDCAPS AND CLIMATE	BNP PARIBAS BANK POLSKA SA	100.0	■	■	■	■	■	■
SGEL LOAN FOR SMES AND MIDCAPS CLIMATE ACTION	SG EQUIPMENT LEASING POLSKA SP ZOO	100.0	■	■	■	■	■	■

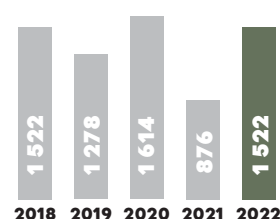
SC-R Sustainable cities and regions
SE-NR Sustainable energy and natural resources

INNOV-D-HC Innovation, digital and human capital
SME SME and mid-cap finance

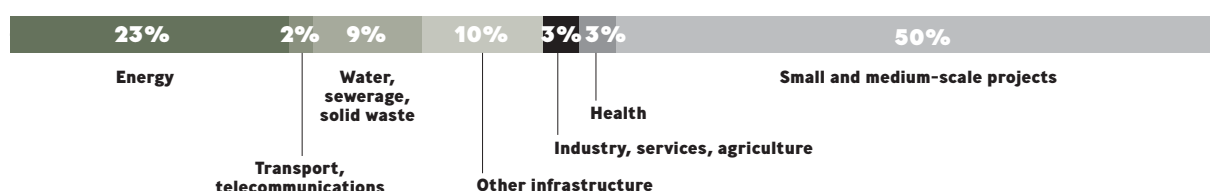
CA-ES Climate action and environmental sustainability
ESC Economic and social cohesion

PORTUGAL

Signatures
2018-2022 (in € million)



Signatures by sector from 2018 to 2022



€1 522.5 million

Project Name	Entity	Amount (€ million)	SC-R	SE-NR	INNOV-D-HC	SME	CA-ES	ESC
EU FUNDS CO-FINANCING 2014-2020 (PT)	REPUBLICA PORTUGUESA	200.0	■	■	■	■	■	■
LISBON URBAN RENEWAL HOUSING CLIMATE FL	CAMARA MUNICIPAL DE LISBOA	90.0	■	■	■	■	■	■
IFRRU 2014-2020	REPUBLICA PORTUGUESA	200.0	■	■	■	■	■	■
GALP EV SUSTAINABLE CHARGING NETWORK	GALP ENERGIA SGPS SA	22.0	■	■	■	■	■	■
ATLAS IBERIA RE GREEN LOAN	SPECIAL PURPOSE ENTITY(IES)/FUND	97.5	■	■	■	■	■	■
PANARIA SUSTAINABLE CERAMICS	PANARIAGROUP INDUSTRIE CERAMICHE SPA	11.7	■	■	■	■	■	■
ALD PAN-EUROPEAN CLEAN TRANSPORT FLEET	ALD SA	15.0	■	■	■	■	■	■
IZICAP (IDGF)	IZICAP SAS	6.3	■	■	■	■	■	■
IBERDROLA SOLAR PV GREEN LOAN PORTUGAL	IBERDROLA SA, IBERDROLA FINANCIACION SAU	70.0	■	■	■	■	■	■
PORTUGAL SOLID WASTE INVESTMENT PLAN II	EMPRESA GERAL DO FOMENTO SA	100.0	■	■	■	■	■	■
REN GREEN ENERGY LOAN	REN - REDES ENERGETICAS NACIONAIS SGPS SA	300.0	■	■	■	■	■	■
BST FOCUSED SUPPORT FOR SMES & MIDCAPS	GAMMA - SOCIEDADE DE TITULARIZACAO DE CREDITOS SA	345.0	■	■	■	■	■	■
BST FOCUSED SUPPORT FOR SMES & MIDCAPS	GAMMA - SOCIEDADE DE TITULARIZACAO DE CREDITOS SA	25.0	■	■	■	■	■	■
BST FOCUSED SUPPORT FOR SMES & MIDCAPS	GAMMA - SOCIEDADE DE TITULARIZACAO DE CREDITOS SA	40.0	■	■	■	■	■	■

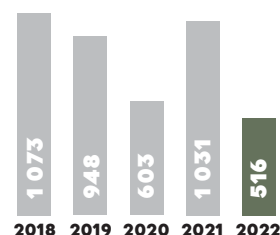
SC-R Sustainable cities and regions
SE-NR Sustainable energy and natural resources

INNOV-D-HC Innovation, digital and human capital
SME SME and mid-cap finance


CA-ES Climate action and environmental sustainability
ESC Economic and social cohesion

REGIONAL – EU COUNTRIES

Signatures
2018-2022 (in € million)



Signatures by sector from 2018 to 2022



€515.7 million

Investment	Entity	Value (€ million)	SGR	SE-NR	INNOV-D-HC	SME	CA-ES	ESC
GD VENTURES	GIESECKE+DEVRIENT TRUSTTECH FUND I GMBH & CO KG	25.0	■	■	■	■	■	■
ALTANA SUSTAINABLE SOLUTIONS	ALTANA AG	3.0	■	■	■	■	■	■
AFR-IX MEDUSA SUBMARINE CABLE SYSTEM	SPECIAL PURPOSE ENTITY(IES)/FUND	11.5	■	■	■	■	■	■
CLARET CAPITAL CO-INVESTMENT FACILITY (EGF VDC)	CLARET LUXCO 3 SARL	35.0	■	■	■	■	■	■
SABADELL CO-INVESTMENT FACILITY (EGF VDC)	ACCEPTABLE CORPORATE(S)	20.0	■	■	■	■	■	■
ADVANCED MOBILITY SOLUTIONS	MAHLE GMBH	36.0	■	■	■	■	■	■
CALEF - PAN-EUROPEAN RENEWABLE ENERGY FL II	CREDIT AGRICOLE SA	60.0	■	■	■	■	■	■
SG PAN-EUROPEAN RENEWABLE ENERGY FL	SOCIETE GENERALE	50.0	■	■	■	■	■	■
ALD PAN-EUROPEAN CLEAN TRANSPORT FLEET	ALD SA	45.0	■	■	■	■	■	■
INVEN CAPITAL II	INVEN CAPITAL SICAV AS	50.0	■	■	■	■	■	■
RDI FOR DOOR SOLUTIONS II	ASSA ABLOY AB (PUBL)	35.2	■	■	■	■	■	■
TRUMPF INNOVATION MBIL	TRUMPF FINANCIAL SERVICES GMBH	75.0	■	■	■	■	■	■
CASA AGRI LOAN FOR SME MIDCAPS CLIMATE & GENDER	CREDIT AGRICOLE SA	10.0	■	■	■	■	■	■
FCA BANK LOAN FOR SMES AND CLIMATE ACTION	FCA BANK SPA	60.0	■	■	■	■	■	■

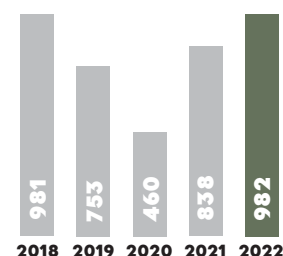
SC-R Sustainable cities and regions
SE-NR Sustainable energy and natural resources

INNOV-D-HC Innovation, digital and human capital
SME SME and mid-cap finance

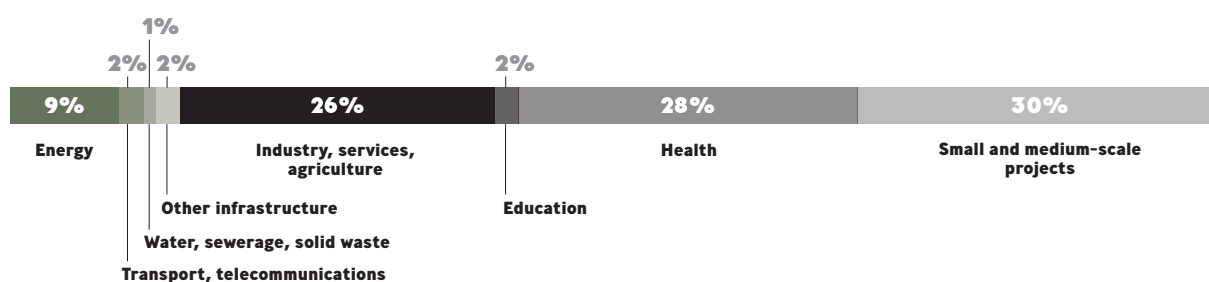
CA-ES Climate action and environmental sustainability
ESC Economic and social cohesion

ROMANIA

Signatures 2018-2022 (in € million)



Signatures by sector from 2018 to 2022



€981.6 million

Project Name	Beneficiary	Amount (€ million)	SC-R	SE-NR	INNOV-D-HC	SME	CA-ES	ESC
RAIFFEISEN RO COVID-19 ABS FOR SMES & MIDCAPS	ACCEPTABLE CORPORATES - RBRO	26.6						
COVID-19 RESPONSE ROMANIA PUBLIC SECTOR	ROMANIA	87.0						
ROMANIA FOREST REGENERATION-SLB (NCFE)	CERASUS AVIUM SRL	9.5						
ROMANIA ROAD SAFETY PRIORITY INVESTMENTS	ROMANIA	50.0						
CRAIOVA REGIONAL HOSPITAL	ROMANIA	368.0						
ORADEA SUSTAINABLE URBAN INFRASTRUCTURE III	MUNICIPALITY OF ORADEA	19.5						
CLUJ-NAPOCA BABES-BOLYAI UNIVERSITY	UNIVERSITATEA BABES-BOLYAI DIN CLUJ-NAPOCA	35.0						
TARGU MURES MEDICINE UNIVERSITY	UNIVERSITATEA DE MEDICINA FARMACIE STIINTE SI TEHNOLOGIE GEORGE EMIL PALADE DIN TARGU MURES	20.0						
AUTOMOTIVE ELECTRIC AND ADVANCED MOBILITY RDI	VITESCO TECHNOLOGIES GROUP AG	40.8						
ROMANIA PUBLIC SECTOR COVID-19 RESPONSE II	ROMANIA	123.6						
BUCHAREST S2 ENERGY EFFICIENCY II	MUNICIPIUL BUCURESTI - SECTORUL 2	10.0						
AUTONOM EV FLEET DEPLOYMENT ROMANIA	AUTONOM SERVICES SA	15.0						
MASPEX FOOD PRODUCTION RESOURCE EFFICIENCY	MASPEX FOOD SP ZOO	6.7						
UCL ROMANIA LOAN FOR SMES AND MIDCAPS III	UNICREDIT LEASING CORPORATION IFN SA	50.0						
UCL ROMANIA LOAN FOR SMES AND MIDCAPS III	UNICREDIT LEASING CORPORATION IFN SA	20.0						
EXIMBANK ROMANIA LOAN FOR SMES & MIDCAPS	BANCA DE EXPORT-IMPORT A ROMANIEI EXIMBANK SA	50.0						
SOGLEASE RO LOAN FOR SMES & MIDCAPS III	BRD SOGELEASE IFN SA	50.0						

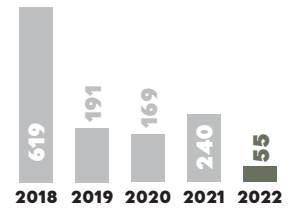
SC-R Sustainable cities and regions
SE-NR Sustainable energy and natural resources

INNOV-D-HC Innovation, digital and human capital
SME SME and mid-cap finance

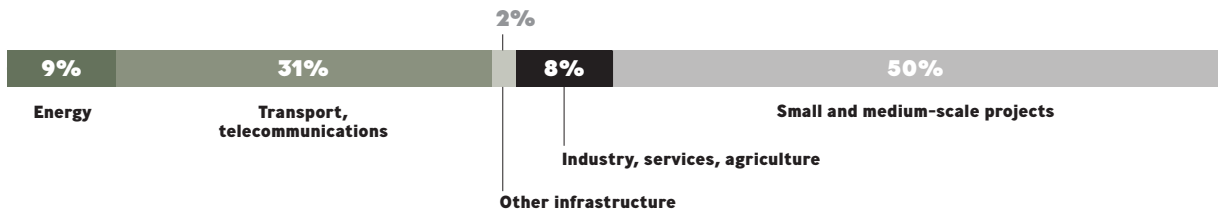
CA-ES Climate action and environmental sustainability
ESC Economic and social cohesion

SLOVAKIA

Signatures
2018-2022 (in € million)



Signatures by sector from 2018 to 2022



€54.5 million

Project Name	Value (€ million)	ESG Categories
UCL CZ LOAN FOR SMES AND MIDCAPS IV	10.0	SC-R, SE-NR, INNOV-D-HC, SME, CA-ES, ESC
UNICREDIT LEASING CZ AS	10.0	SC-R, SE-NR, INNOV-D-HC, SME, CA-ES, ESC
SGEF CZ LOAN FOR SMES-MIDCAPS & OTHER PRIORITIES	34.5	SC-R, SE-NR, INNOV-D-HC, SME, CA-ES, ESC
SGEF CZ LOAN FOR SMES-MIDCAPS & OTHER PRIORITIES	10.0	SC-R, SE-NR, INNOV-D-HC, SME, CA-ES, ESC

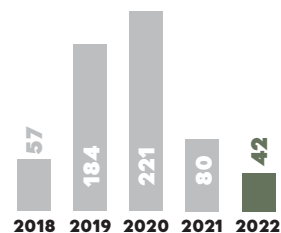
SC-R Sustainable cities and regions
SE-NR Sustainable energy and natural resources

INNOV-D-HC Innovation, digital and human capital
SME SME and mid-cap finance

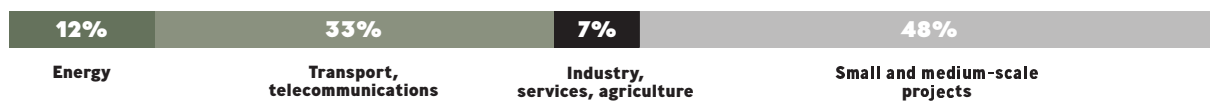
CA-ES Climate action and environmental sustainability
ESC Economic and social cohesion

SLOVENIA

Signatures
2018-2022 (in € million)



Signatures by sector from 2018 to 2022



€42.0 million

SC-R
SE-NR
INNOV-D-HC
SME
CA-ES
ESC

ADVANCED MOBILITY SOLUTIONS

MAHLE GMBH

42.0

SC-R Sustainable cities and regions
SE-NR Sustainable energy and natural resources

INNOV-D-HC Innovation, digital and human capital
SME SME and mid-cap finance

CA-ES Climate action and environmental sustainability
ESC Economic and social cohesion

SPAIN (CONTINUED)

			SC-R	SE-NR	INNOV-D-HC	SME	CA-ES	ESC
CABIFY (FM)	CABIFY ESPANA SL	40.0	■	■	■	■	■	■
ATLAS IBERIA RE GREEN LOAN	SPECIAL PURPOSE ENTITY(IES)/FUND	65.0	■	■	■	■	■	■
ATLAS IBERIA RE GREEN LOAN	SPECIAL PURPOSE ENTITY(IES)/FUND, COLMENA SUN BARCIENCE SLU	90.0	■	■	■	■	■	■
ATLAS IBERIA RE GREEN LOAN	SPECIAL PURPOSE ENTITY(IES)/FUND	147.5	■	■	■	■	■	■
ATLAS IBERIA RE GREEN LOAN	SPECIAL PURPOSE ENTITY(IES)/FUND	50.0	■	■	■	■	■	■
AENA RESILIENCE AND SECURITY	AENA SME SA	200.0	■	■	■	■	■	■
ROVI PHARMA TECHNOLOGY RDI II	LABORATORIOS FARMACEUTICOS ROVI SA	50.0	■	■	■	■	■	■
BBVA ENHANCED SUPPORT TO SMES&MIDCAPS II	TRATON SE	250.0	■	■	■	■	■	■
BBVA ENHANCED SUPPORT TO SMES&MIDCAPS II	EL CORTE INGLES SA, EBRO FOODS SA, BARCELO CORPORACION EMPRESARIAL SA, ATRESMEDIA CORPORACION DE MEDIOS DE COMUNICACION SA, ACERINOX SA, ACCIONA SA	120.7	■	■	■	■	■	■
IBERDROLA GREEN ELECTRICITY DISTRIBUTION NETWORK	IBERDROLA SA, IBERDROLA FINANCIACION SAU	220.0	■	■	■	■	■	■
SANTANDER RISK SHARING RECOVERY SUPPORT 2021	SOCIEDAD ANONIMA INDUSTRIAS CELULOSA ARAGONESA	100.0	■	■	■	■	■	■
IBERDROLA GREEN HYDROGEN	IBERDROLA SA, IBERDROLA FINANCIACION SAU	53.0	■	■	■	■	■	■
SAVANA (EGFF)	MEDSAVANA SL	9.0	■	■	■	■	■	■
SAVANA (EGFF)	MEDSAVANA SL	9.0	■	■	■	■	■	■
GRUPO JORGE RDI FOR SUSTAINABLE REARING	JORGE PORK MEAT SLU	40.0	■	■	■	■	■	■
GREEN EQUIPMENT & LAST MILE SUSTAINABLE DELIVERY	GENERAL DE ALQUILER DE MAQUINARIA SA	35.0	■	■	■	■	■	■
HELIOS GREEN LOAN	PLANTA SOLAR OPDE 7 SLU	9.8	■	■	■	■	■	■
HELIOS GREEN LOAN	PLANTA SOLAR OPDE 7 SLU	0.6	■	■	■	■	■	■
HELIOS GREEN LOAN	SPECIAL PURPOSE ENTITY(IES)/FUND, BBVA CONSUMER AUTO 2022-1 FT	90.0	■	■	■	■	■	■
HELIOS GREEN LOAN	PLANTA SOLAR OPDE 17 SLU	12.8	■	■	■	■	■	■
HELIOS GREEN LOAN	PLANTA SOLAR OPDE 15 SLU	10.1	■	■	■	■	■	■
HELIOS GREEN LOAN	RENOVABLES DE LA CLAMOR SLU	6.3	■	■	■	■	■	■
HELIOS GREEN LOAN	PLANTA SOLAR OPDE 14 SLU	12.5	■	■	■	■	■	■
HELIOS GREEN LOAN	PLANTA SOLAR OPDE 12 SLU	11.4	■	■	■	■	■	■
HELIOS GREEN LOAN	PLANTA SOLAR OPDE 13 SLU	12.5	■	■	■	■	■	■
HELIOS GREEN LOAN	PLANTA SOLAR OPDE 8 SLU	12.8	■	■	■	■	■	■
HELIOS GREEN LOAN	PLANTA SOLAR OPDE 11 SLU	3.4	■	■	■	■	■	■
HELIOS GREEN LOAN	PLANTA SOLAR OPDE 50 SLU	10.4	■	■	■	■	■	■
HELIOS GREEN LOAN	ORINOCO SOLAR SLU	12.5	■	■	■	■	■	■
HELIOS GREEN LOAN	PLANTA SOLAR OPDE 25 SLU	12.6	■	■	■	■	■	■
HELIOS GREEN LOAN	PLANTA SOLAR OPDE 55 SLU	12.8	■	■	■	■	■	■
HELIOS GREEN LOAN	PLANTA SOLAR OPDE 17 SLU	1.1	■	■	■	■	■	■
HELIOS GREEN LOAN	PLANTA SOLAR OPDE 15 SLU	0.6	■	■	■	■	■	■
HELIOS GREEN LOAN	RENOVABLES DE LA CLAMOR SLU	0.4	■	■	■	■	■	■
HELIOS GREEN LOAN	PLANTA SOLAR OPDE 14 SLU	0.6	■	■	■	■	■	■
HELIOS GREEN LOAN	PLANTA SOLAR OPDE 12 SLU	0.6	■	■	■	■	■	■
HELIOS GREEN LOAN	PLANTA SOLAR OPDE 13 SLU	0.7	■	■	■	■	■	■
HELIOS GREEN LOAN	PLANTA SOLAR OPDE 8 SLU	0.8	■	■	■	■	■	■
HELIOS GREEN LOAN	PLANTA SOLAR OPDE 11 SLU	0.2	■	■	■	■	■	■
HELIOS GREEN LOAN	PLANTA SOLAR OPDE 50 SLU	0.5	■	■	■	■	■	■
HELIOS GREEN LOAN	ORINOCO SOLAR SLU	0.6	■	■	■	■	■	■
HELIOS GREEN LOAN	PLANTA SOLAR OPDE 25 SLU	0.6	■	■	■	■	■	■
HELIOS GREEN LOAN	PLANTA SOLAR OPDE 55 SLU	0.6	■	■	■	■	■	■
AMB ENERGY EFFICIENT SOCIAL HOUSING	AREA METROPOLITANA DE BARCELONA	145.0	■	■	■	■	■	■

SC-R Sustainable cities and regions
SE-NR Sustainable energy and natural resources

INNOV-D-HC Innovation, digital and human capital
SME SME and mid-cap finance

CA-ES Climate action and environmental sustainability
ESC Economic and social cohesion

SPAIN (CONTINUED)

			SC-R	SE-NR	INNOV-D-HC	SME	CA-ES	ESC
HINOJOSA RECYCLED PACKAGING CIRCULAR ECONOMY	HINOJOSA PACKAGING GROUP SL	20.0	■	■	■	■	■	■
ICF BARCELONA ROLLING STOCK	FERROCARRIL METROPOLITA DE BARCELONA SA	25.0	■	■	■	■	■	■
ROLLING STOCK RDI AND DIGITAL TRANSFORMATION	PATENTES TALGO SLU	35.0	■	■	■	■	■	■
ACCIONA ENERGY WATER & CONSTRUCTION R&D	ACCIONA SA	67.0	■	■	■	■	■	■
ACCIONA ENERGY WATER & CONSTRUCTION R&D	CORPORACION ACCIONA ENERGIAS RENOVABLES SA	43.0	■	■	■	■	■	■
FERROVIE DELLO STATO ROLLING STOCK GREEN BOND	FERROVIE DELLO STATO ITALIANE SPA	120.0	■	■	■	■	■	■
SOLARIA TRILLO TORO PV GREEN LOAN	ADHARA SOLAR SLU	141.7	■	■	■	■	■	■
SOLARIA TRILLO TORO PV GREEN LOAN	ADHARA SOLAR SLU	7.0	■	■	■	■	■	■
METRO DE MADRID LINE 11 EXTENSION	COMUNIDAD AUTONOMA DE MADRID	372.0	■	■	■	■	■	■
EU FUNDS CO-FINANCING ANDALUCIA 2021-2027	COMUNIDAD AUTONOMA DE ANDALUCIA	195.0	■	■	■	■	■	■
MADRID RESEARCH AND DEVELOPMENT	COMUNIDAD AUTONOMA DE MADRID	182.0	■	■	■	■	■	■
PACKBENEFIT - SUSTAINABLE FOOD PACKAGING (EDP)	PACKBENEFIT SL	13.2	■	■	■	■	■	■
SANTANDER RISK SHARING EUROPEAN CLIMATE ACTION	SPECIAL PURPOSE ENTITY(IES)/FUND	325.0	■	■	■	■	■	■
EASY CHARGER SPAIN (FM)	GRUPO EASYCHARGER SA	40.0	■	■	■	■	■	■
SANTANDER CLIMATE ACTION	ACCEPTABLE CORPORATES - SANTANDER CA - ARACATACA 2022	80.7	■	■	■	■	■	■
FGV SUSTAINABLE RAIL INFRA & ROLLING STOCK FL	COMUNIDAD VALENCIANA	50.0	■	■	■	■	■	■
IBERDROLA GREEN ENERGY FRAMEWORK LOAN II	IBERDROLA FINANCIACION SAU	550.0	■	■	■	■	■	■
NAVARRA SOCIAL HOUSING II FL	NAVARRA DE SUELO Y VIVIENDA SA	23.6	■	■	■	■	■	■
EAFRD CO-FINANCING EXTREMADURA	COMUNIDAD AUTONOMA DE EXTREMADURA	60.0	■	■	■	■	■	■
BBVA - ABS EGF ENHANCED SME SUPPORT II	ACCEPTABLE CORPORATE(S)	54.0	■	■	■	■	■	■
TRUCKSTERS (IEU FT)	DISRUPTTEAM SL	15.0	■	■	■	■	■	■
ENDESA NETWORK MODERNISATION III	ENDESA SA	250.0	■	■	■	■	■	■
COSENTINO SUSTAINABILITY & DECARBONIZATION	COSENTINO GLOBAL SLU	120.0	■	■	■	■	■	■
MADRID LA PAZ HOSPITAL	COMUNIDAD AUTONOMA DE MADRID	500.0	■	■	■	■	■	■
CARTAGENA ADVANCED BIOFUELS	REPSOL SA	120.0	■	■	■	■	■	■
ADVANCED ELECTRONICS RDI	KOSTAL AUTOMOBIL ELEKTRIK GMBH & CO KG	3.0	■	■	■	■	■	■
ORMAZABAL RDI & INVESTMENTS	ORMAZABAL ELECTRIC SLU	40.0	■	■	■	■	■	■
LUZARO LOAN FOR SMES & MIDCAPS II	LUZARO ESTABLECIMIENTO FINANCIERO DE CREDITO SA	25.0	■	■	■	■	■	■
ADVANCED MOBILITY SOLUTIONS	MAHLE GMBH	39.0	■	■	■	■	■	■
BBVA GREEN ENERGY MORTGAGES MBIL	BBVA CONSUMER AUTO 2022-1 FT	100.0	■	■	■	■	■	■
ICE FOCUSED SUPPORT FOR SMES AND MIDCAPS	INSTITUTO PARA LA COMPETITIVIDAD EMPRESARIAL DE CASTILLA Y LEON	30.0	■	■	■	■	■	■
ICE FOCUSED SUPPORT FOR SMES AND MIDCAPS	INSTITUTO PARA LA COMPETITIVIDAD EMPRESARIAL DE CASTILLA Y LEON	2.1	■	■	■	■	■	■
FLEET RENEWAL LOAN SMES & MIDCAPS SCF	SANTANDER CONSUMER FINANCE SA	100.0	■	■	■	■	■	■
ICO MIDCAPS AND SUSTAINABLE LOAN	INSTITUTO DE CREDITO OFICIAL	125.0	■	■	■	■	■	■
BBVA LOAN FOR SMES & GREEN INITIATIVES	BBVA CONSUMER AUTO 2022-1 FT	196.0	■	■	■	■	■	■
BBVA LOAN FOR SMES & GREEN INITIATIVES	BBVA CONSUMER AUTO 2022-1 FT	24.0	■	■	■	■	■	■
BBVA LOAN FOR SMES & GREEN INITIATIVES	BBVA CONSUMER AUTO 2022-1 FT	30.0	■	■	■	■	■	■
BBVA LOAN FOR SMES & GREEN INITIATIVES	BBVA CONSUMER AUTO 2022-1 FT	250.0	■	■	■	■	■	■
SABADELL LOAN FOR SMES&MIDCAPS CLIMATE ACTION II	BANCO DE SABADELL SA	500.0	■	■	■	■	■	■
SCF GREEN FLEET LOAN FOR SMES AND MIDCAPS	FT SANTANDER CONSUMER SPAIN AUTO 2022-01	50.0	■	■	■	■	■	■
SCF ENHANCED SUPPORT SMES AND MID-CAPS ABS	FT SANTANDER CONSUMER SPAIN AUTO 2022-01	95.0	■	■	■	■	■	■
SCF ENHANCED SUPPORT SMES AND MID-CAPS ABS	FT SANTANDER CONSUMER SPAIN AUTO 2022-01	45.0	■	■	■	■	■	■
SCF ENHANCED SUPPORT SMES AND MID-CAPS ABS	FT SANTANDER CONSUMER SPAIN AUTO 2022-01	32.5	■	■	■	■	■	■
SCF ENHANCED SUPPORT SMES AND MID-CAPS ABS	FT SANTANDER CONSUMER SPAIN AUTO 2022-01	22.5	■	■	■	■	■	■

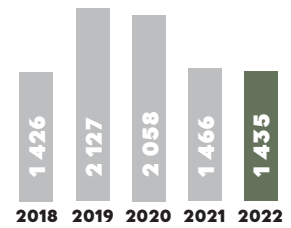
SC-R Sustainable cities and regions
SE-NR Sustainable energy and natural resources

INNOV-D-HC Innovation, digital and human capital
SME SME and mid-cap finance

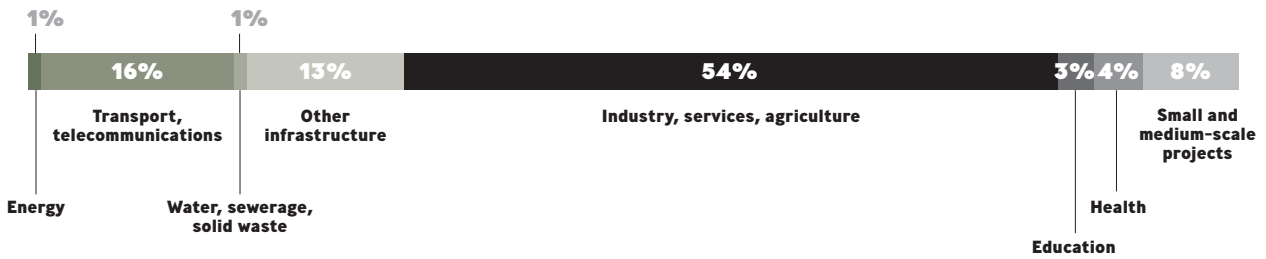
CA-ES Climate action and environmental sustainability
ESC Economic and social cohesion

SWEDEN

Signatures
2018-2022 (in € million)



Signatures by sector from 2018 to 2022



€1 435.0 million

SC-R
SE-NR
INNOV-D-HC
SME
CA-ES
ESC

VOLVO TRUCKS CLEAN TRANSPORT RDI	AB VOLVO	455.0	■ ■ ■ ■ ■ ■ ■ ■ ■ ■
MINERALS AND AGGREGATES PROCESSING RDI	METSO OUTOTEC OYJ	8.5	■ ■ ■ ■ ■ ■ ■ ■ ■ ■
ELLEVIO DISTRIBUTION NETWORK INVESTMENTS II	ELLEVIO AB	90.5	■ ■ ■ ■ ■ ■ ■ ■ ■ ■
PREMIUM SVENSK LAX SUSTAINABLE SALMON FARM (EDP)	REOCEAN AB	48.6	■ ■ ■ ■ ■ ■ ■ ■ ■ ■
ENERGY EFFICIENT HOUSING COOPERATIVE GREEN LOAN	STOCKHOLMS KOOPERATIVA BOSTADSFOERENING	73.4	■ ■ ■ ■ ■ ■ ■ ■ ■ ■
STOCKHOLM ENERGY EFFICIENT HOUSING	STOCKHOLMS KOMMUN	225.1	■ ■ ■ ■ ■ ■ ■ ■ ■ ■
SANDVIK SPECIAL MACHINING AND TOOLING RDI	SANDVIK AB	311.0	■ ■ ■ ■ ■ ■ ■ ■ ■ ■
NILT (IEU FT)	NIL TECHNOLOGY APS	1.8	■ ■ ■ ■ ■ ■ ■ ■ ■ ■
AFFIBODY (IEU LS)	AFFIBODY MEDICAL AB	20.0	■ ■ ■ ■ ■ ■ ■ ■ ■ ■
ANOCCA (IEU TI)	ANOCCA AB	25.0	■ ■ ■ ■ ■ ■ ■ ■ ■ ■
RDI FOR DOOR SOLUTIONS II	ASSA ABLOY AB (PUBL)	176.0	■ ■ ■ ■ ■ ■ ■ ■ ■ ■

SC-R Sustainable cities and regions
SE-NR Sustainable energy and natural resources

INNOV-D-HC Innovation, digital and human capital
SME SME and mid-cap finance





CA-ES Climate action and environmental sustainability
ESC Economic and social cohesion

OUTSIDE THE EUROPEAN UNION

























€9 126.6 million

* ▲

EUROPEAN FREE TRADE ASSOCIATION (EFTA) COUNTRIES €25.6 million

NORWAY		6.4
RDI FOR DOOR SOLUTIONS II	ASSA ABLOY AB (PUBL)	6.4  
SWITZERLAND		19.2
RDI FOR DOOR SOLUTIONS II	ASSA ABLOY AB (PUBL)	19.2  

CANDIDATE COUNTRIES €1 078.4 million

BOSNIA AND HERZEGOVINA		20.0
ISP BIH IMPACT INCENTIVE LOAN FOR SMES & MIDCAPS	INTESA SANPAOLO BANKA DD BOSNA I HERCEGOVINA	20.0  
MOLDOVA		262.4
MOLDOVA ROADS III	REPUBLICA MOLDOVA	100.0  
MOLDOVA ENERGY EFFICIENCY	REPUBLICA MOLDOVA, PUBLIC ENTITY(IES)	12.4  
MOLDOVA ROADS IV	REPUBLICA MOLDOVA	150.0  
MONTENEGRO		50.0
IDF LOAN FOR SMES CLIMATE & PRIORITY PROJECTS VI	INVESTMENT AND DEVELOPMENT FUND OF MONTENEGRO JSC	50.0  
NORTH MACEDONIA		50.0
MUNICIPAL WATER INFRASTRUCTURE NORTH MACEDONIA	REPUBLIC OF NORTH MACEDONIA	50.0  
SERBIA		666.0
SERBIAN INLAND WATERWAY INFRASTRUCTURE	REPUBLIC OF SERBIA	31.0  
CONNECTED SCHOOLS IN SERBIA	REPUBLIC OF SERBIA, PUBLIC ENTITY(IES)	5.0  
SERBIA CORRIDOR X RAILWAYS FL - GLOBAL GATEWAY	REPUBLIC OF SERBIA	550.0  
OTP SERBIA LOAN FOR SMES & MIDCAPS	OTP BANKA SRBIJA AD NOVI SAD	40.0  
OTP SERBIA LOAN FOR SMES & MIDCAPS	OTP LEASING SRBIJA DOO BEOGRAD (NOVI BEOGRAD)	40.0  
TÜRKIYE		30.0
EDFI EUROPEAN FINANCING PARTNERS VII	EUROPEAN FINANCING PARTNERS SA	30.0  

* own resources ▲ third-party resources

* ▲

POTENTIAL CANDIDATE COUNTRIES**€68.0 million**

GEORGIA		30.0
GEORGIA-ZEMO SAMGORI IRRIGATION PROJECT	GEORGIA	20.0 ■ ■
MSME OUTREACH INITIATIVE - CAUCASUS	CREDO BANK JSC	10.0 ■ ■
KOSOVO¹		38.0
ROUTE 10 RAIL REHABILITATION	INFRASTRUKTURA E HEKURUDHAVE TE KOSOVES - INFRAKOS SHA	38.0 ■ ■

EASTERN EUROPE, SOUTH CAUCASUS**€70.0 million**

ARMENIA		70.0
ARMENIA ECONOMIC RESILIENCE FACILITY	CENTRAL BANK OF THE REPUBLIC OF ARMENIA	70.0 ■ ■























MEDITERRANEAN COUNTRIES**€2 428.4 million**

EGYPT		957.8
EGYPTIAN POLLUTION ABATEMENT(EPAP) III	EGYPTIAN ENVIRONMENTAL AFFAIRS AGENCY	4.0 ■ ■
EGYPT GREEN ECONOMY FINANCING FACILITY	BANK OF ALEXANDRIA	14.1 ■ ■
FAYOUM WASTEWATER EXPANSION PROJECT	FAYOUM COMPANY FOR WATER AND WASTEWATER	46.0 ■ ■
ALEXANDRIA WEST WASTE WATER TREATMENT PLANT EXT	ALEXANDRIA SANITARY DRAINAGE COMPANY	20.1 ■ ■
HELWAN WASTEWATER TREATMENT PROJECT	GREATER CAIRO SANITARY DRAINAGE COMPANY	78.0 ■ ■
TANTA-EL MANSOURA-DAMIETTA RAILWAY UPGRADING	EGYPTIAN NATIONAL RAILWAY	221.0 ■ ■
ALCAZAR ENERGY PARTNERS II	PRIVATE ENTITY(IES)	74.7 ■ ■
EGYPT INCLUSIVE GROWTH FACILITY	NATIONAL BANK OF EGYPT	250.0 ■ ■
EGYPT INCLUSIVE GROWTH FACILITY	BANQUE MISR SAE	250.0 ■ ■
ISRAEL		500.0
ISRAEL LOAN FOR SMES&MIDCAPS & GREEN TRANSITION	BANK LEUMI LE ISRAEL BM	500.0 ■ ■
JORDAN		360.0
AQABA-AMMAN WATER DESALINATION & CONVEYANCE	HASHEMITE KINGDOM OF JORDAN	200.0 ■ ■
JORDAN LOAN FOR SMES AND MID-CAPS	CAPITAL BANK OF JORDAN PSC	100.0 ■ ■
JORDAN LOAN FOR SMES AND MID-CAPS	JORDAN KUWAIT BANK PLC	60.0 ■ ■

1. This designation is without prejudice to positions on status and is in line with UNSCR 1244(1999) and the ICJ Opinion on the Kosovo declaration of independence.





* own resources ▲ third-party resources

MEDITERRANEAN COUNTRIES (CONTINUED)

MOROCCO		222.0
PROGRAMME DE SCOLARISATION RURALE	ROYAUME DU MAROC	14.0  
MOROCCO SME T&C GUARANTEE - BCP	ACCEPTABLE CORPORATE(S)	8.0  
ONCF REHABILITATION FERROVIAIRE	OFFICE NATIONAL DES CHEMINS DE FER	200.0  
REGIONAL - MEDITERRANEAN		134.3
MIDDLE EAST VENTURE FUND IV (MEVF IV)	MIDDLE EAST VENTURE FUND IV SCSP	20.1  
EAST LANE PARTNERS NORTH AFRICA & LEVANT FUND I	SPECIAL PURPOSE ENTITY(IES)/FUND	18.9  
EDFI EUROPEAN FINANCING PARTNERS VII	EUROPEAN FINANCING PARTNERS SA	30.0  
MIDDLE EAST VENTURE FUND IV B (MEVF IV B)	MIDDLE EAST VENTURE FUND IV SCSP	5.3  
GLOBAL GATEWAY FUND (GGF)	ACCEPTABLE CORPORATE(S)	60.0  
REGIONAL - NORTH AFRICA		38.5
AFR-IX MEDUSA SUBMARINE CABLE SYSTEM	SPECIAL PURPOSE ENTITY(IES)/FUND	38.5  
TUNISIA		215.8
STEG - PROGRAMME TRANSPORT ET DISTRIBUTION	SOCIETE TUNISIENNE DE L'ELECTRICITE ET DU GAZ	65.8  
STRENGTHENING TUNISIA FOOD RESILIENCE	OFFICE DES CEREALES	150.0  

AFRICAN, CARIBBEAN AND PACIFIC (ACP) COUNTRIES

2 427.8 million

ANGOLA		54.5
ANGOLA COVID-19 HEALTH RESILIENCE	REPUBLICA DE ANGOLA	50.0  
ANGOLA COVID-19 HEALTH RESILIENCE	REPUBLICA DE ANGOLA	4.5  
BENIN		10.0
BENIN OFF-GRID SOLAR ACCELERATION	ENGIE ENERGY ACCESS BENIN SASU	10.0  
CAMEROON		15.0
W AND C AFRICA COVID19 RAPID RESPONSE FACILITY	CREDIT COMMUNAUTAIRE D'AFRIQUE BANK	15.0  
CHAD		175.5
MODERNISATION DU RESEAU ROUTIER AU TCHAD	REPUBLIQUE DU TCHAD	141.2  
MODERNISATION DU RESEAU ROUTIER AU TCHAD	REPUBLIQUE DU TCHAD	34.3  

AFRICAN, CARIBBEAN AND PACIFIC (ACP) COUNTRIES (CONTINUED)

CONGO		26.0
CONGO DIGITAL TRANSFORMATION	REPUBLIQUE DU CONGO	26.0 ■ ■
DEMOCRATIC REPUBLIC OF THE CONGO		10.3
BANDWIDTH AND CLOUD SOLUTIONS	BANDWIDTH AND CLOUD SERVICES GROUP HOLDINGS	10.3 ■ ■
DOMINICAN REPUBLIC		10.0
BANFONDESA MICROFINANCE LOAN	BANCO DE AHORRO Y CREDITO FONDESA SA	10.0 ■ ■
GHANA		7.5
COVID-19 HEALTH RESPONSE GHANA	REPUBLIC OF GHANA	7.5 ■ ■
GUINEA		17.0
OMVG - INTERCONNECTION	PUBLIC ENTITY(IES)	17.0 ■ ■
MADAGASCAR		10.0
MADAGASCAR ELECTRIFICATION PROGRAMME	WE LIGHT MADAGASCAR SA	5.3 ■ ■
MADAGASCAR ELECTRIFICATION PROGRAMME	WE LIGHT MADAGASCAR SA	4.7 ■ ■
MALAWI		38.5
MALAWI M1 ROAD REHABILITATION I	ROADS AUTHORITY	38.5 ■ ■
NIGERIA		13.9
ESSENTIAL API - NIGERIA	EMZOR PHARMACEUTICAL INDUSTRIES LTD	13.9 ■ ■
REGIONAL - ACP		80.0
EDFI EUROPEAN FINANCING PARTNERS VII	EUROPEAN FINANCING PARTNERS SA	80.0 ■ ■
REGIONAL - AFRICA		1 610.3
AFRICA FOOD SECURITY FUND (AFSF)	ACCEPTABLE CORPORATE(S)	12.5 ■ ■
WHO COVID-19 RAPID RESPONSE FACILITY	PUBLIC ENTITY(IES), GAVI ALLIANCE	285.8 ■ ■
ECOBANK (ETI) COVID-19 GUARANTEE FACILITY	PRIVATE ENTITY(IES)	1.1 ■ ■
ECOBANK (ETI) COVID-19 GUARANTEE FACILITY	PRIVATE ENTITY(IES)	4.3 ■ ■
ECOBANK (ETI) COVID-19 GUARANTEE FACILITY	PRIVATE ENTITY(IES)	0.8 ■ ■
ECOBANK (ETI) COVID-19 GUARANTEE FACILITY	PRIVATE ENTITY(IES)	2.4 ■ ■
ECOBANK (ETI) COVID-19 GUARANTEE FACILITY	PRIVATE ENTITY(IES)	0.8 ■ ■
ECOBANK (ETI) COVID-19 GUARANTEE FACILITY	PRIVATE ENTITY(IES)	0.8 ■ ■
ECOBANK (ETI) COVID-19 GUARANTEE FACILITY	PRIVATE ENTITY(IES)	2.4 ■ ■

* own resources ▲ third-party resources

AFRICAN, CARIBBEAN AND PACIFIC (ACP) COUNTRIES (CONTINUED)

REGIONAL - AFRICA

ECOBANK (ETI) COVID-19 GUARANTEE FACILITY	PRIVATE ENTITY(IES)	1.1	■ ■
ECOBANK (ETI) COVID-19 GUARANTEE FACILITY	PRIVATE ENTITY(IES)	1.3	■ ■
EIFFEL ENERGY TRANSITION AFRICA FUND	SPECIAL PURPOSE ENTITY(IES)/FUND	35.3	■ ■
AFRICAN INFRASTRUCTURE INVESTMENT FUND 4	PRIVATE ENTITY(IES)	71.7	■ ■
VANTAGE MEZZANINE FUND IV	ACCEPTABLE CORPORATE(S)	47.8	■ ■
PARTECH AFRICA VENTURE CAPITAL FUND II	ACCEPTABLE CORPORATE(S)	45.0	■ ■
COVID-19 VACCINE VOLUME ALLOCATION III	PUBLIC ENTITY(IES), GAVI ALLIANCE	350.0	■ ■
AFREXIMBANK AFRICA HEALTH RESILIENCE FL	AFRICAN EXPORT-IMPORT BANK	100.0	■ ■
LEAPFROG EMERGING CONSUMER FUND IV	PRIVATE ENTITY(IES)	22.7	■ ■
IFAD - FOOD SECURITY LOAN	INTERNATIONAL FUND FOR AGRICULTURAL DEVELOPMENT	75.0	■ ■
GLOBAL GATEWAY FUND (GGF)	ACCEPTABLE CORPORATE(S)	60.0	■ ■
AFREXIMBANK SUPPLY CHAIN LOAN FOR SMES & MIDCAPS	AFRICAN EXPORT-IMPORT BANK	300.0	■ ■
TDB SUPPLY CHAIN FINANCE LOAN FOR SMES & MIDCAPS	EASTERN AND SOUTHERN AFRICAN TRADE AND DEVELOPMENT BANK	189.4	■ ■

REGIONAL - CARIBBEAN

33.3

PORTLAND CARIBBEAN FUND III	ACCEPTABLE CORPORATE(S)	33.3	■ ■
-----------------------------	-------------------------	------	-----

REGIONAL - EAST AFRICA

10.4

EVOLUTION III	SPECIAL PURPOSE ENTITY(IES)/FUND, PRIVATE ENTITY(IES)	10.4	■ ■
---------------	---	------	-----

REGIONAL - INDIAN OCEAN

6.8

SOUTHERN AFRICA COVID19 RAPID RESPONSE FACILITY	NORSAD CAPITAL LTD	3.4	■ ■
SOUTHERN AFRICA COVID19 RAPID RESPONSE FACILITY	FIRST CAPITAL BANK SA	3.4	■ ■

REGIONAL - SOUTHERN AFRICA

35.9

EVOLUTION III	SPECIAL PURPOSE ENTITY(IES)/FUND, PRIVATE ENTITY(IES)	22.6	■ ■
SOUTHERN AFRICA COVID19 RAPID RESPONSE FACILITY	NORSAD CAPITAL LTD	6.7	■ ■
SOUTHERN AFRICA COVID19 RAPID RESPONSE FACILITY	FIRST CAPITAL BANK SA	6.7	■ ■

REGIONAL - WEST AFRICA

14.1

EVOLUTION III	SPECIAL PURPOSE ENTITY(IES)/FUND, PRIVATE ENTITY(IES)	14.1	■ ■
---------------	---	------	-----

SAINT LUCIA

13.5

SAINT LUCIA COVID-19 HEALTH RESILIENCE	SAINT LUCIA	13.5	■ ■
--	-------------	------	-----

SÃO TOMÉ AND PRÍNCIPE











14.0

SAO TOME WATER SUPPLY	EMPRESA DE AGUA E ELECTRICIDADE	8.4	■ ■
SAO TOME WATER SUPPLY	EMPRESA DE AGUA E ELECTRICIDADE	5.6	■ ■

* own resources ▲ third-party resources

* ▲

AFRICAN, CARIBBEAN AND PACIFIC (ACP) COUNTRIES (CONTINUED)

SENEGAL		172.5
SENEGAL EAU POTABLE & COVID-19	SOCIETE NATIONALE DES EAUX DU SENEGAL, REPUBLIQUE DU SENEGAL	5.6  
DAKAR PUBLIC TRANSPORT NETWORK RESTRUCTURING	REPUBLIQUE DU SENEGAL	166.9  
THE GAMBIA		24.1
GAMBIA RENEWABLE ENERGY	SUSTAINABLE ENERGY SERVICES COMPANY LTD	24.1  
ZIMBABWE		25.0
ZIMBABWE PRIVATE SECTOR FACILITY	NMB BANK LTD	12.5  
ZIMBABWE PRIVATE SECTOR FACILITY	FIRST CAPITAL BANK LTD	12.5  

SOUTH AFRICA**€200.0 million**

SOUTH AFRICA		200.0
DBSA EGIP FACILITY	DEVELOPMENT BANK OF SOUTHERN AFRICA	200.0  

ASIA (EXCL. CENTRAL ASIA)**€1 179.9 million**

INDIA		538.4
PUNE METRO RAIL PROJECT	MAHARASHTRA METRO RAIL CORPORATION LTD	150.0  
BHOPAL METRO RAIL PROJECT	MADHYA PRADESH METRO RAIL CO LTD	150.0  
SBI CLIMATE ACTION FL	STATE BANK OF INDIA	200.0  
GEF SOUTH ASIA GROWTH FUND III	ACCEPTABLE CORPORATE(S)	38.4  
MALDIVES		18.4
MALDIVES COVID-19 HEALTH FACILITY	REPUBLIC OF MALDIVES	18.4  
REGIONAL - ASIA		623.0
COVID-19 VACCINE VOLUME ALLOCATION III	PUBLIC ENTITY(IES), GAVI ALLIANCE	50.0  
LEAPFROG EMERGING CONSUMER FUND IV	PRIVATE ENTITY(IES)	34.1  
IFAD - FOOD SECURITY LOAN	INTERNATIONAL FUND FOR AGRICULTURAL DEVELOPMENT	57.0  
GAVI GUARANTEE FACILITY II	GAVI ALLIANCE	301.9  
EDFI EUROPEAN FINANCING PARTNERS VII	EUROPEAN FINANCING PARTNERS SA	60.0  
GLOBAL GATEWAY FUND (GGF)	ACCEPTABLE CORPORATE(S)	120.0  

* ▲

CENTRAL ASIA**€20.0 million**

REGIONAL - CENTRAL ASIA		20.0
EDFI EUROPEAN FINANCING PARTNERS VII	EUROPEAN FINANCING PARTNERS SA	20.0  

* own resources ▲ third-party resources

LATIN AMERICA**€1 628.5 million**

ARGENTINA		160.0
ARGENTINA - TRANSMISSION NETWORK INVESTMENTS FL	REPUBLICA ARGENTINA	100.0 ■ ■
BICE ARGENTINA - GREEN MBIL	REPUBLICA ARGENTINA	60.0 ■ ■
BRAZIL		500.0
SICREDI SOLAR ENERGY PORTFOLIO FL	BANCO COOPERATIVO SICREDI SA	200.0 ■ ■
SOLAR DEVELOPMENT IN BRAZIL	BANCO SANTANDER (BRASIL) SA	300.0 ■ ■
CHILE		200.0
BANCO ESTADO ECOVIVIENDA - ENERGY MBIL	BANCO DEL ESTADO DE CHILE	200.0 ■ ■
REGIONAL - LATIN AMERICA		768.5
ENEL ENERGY EFFICIENCY & RENEWABLES FL (LATAM)	ELETROPAULO METROPOLITANA ELETRICIDADE DE SAO PAULO SA	190.1 ■ ■
ENEL ENERGY EFFICIENCY & RENEWABLES FL (LATAM)	ENEL CHILE SA	296.0 ■ ■
LATAM ENERGY EFFICIENT HOUSING FUND III	ASHMORE AVENIDA LATAM ENERGY EFFICIENT AFFORDABLE HOUSING FUND III SLP	24.4 ■ ■
COVID-19 VACCINE VOLUME ALLOCATION III	PUBLIC ENTITY(IES), GAVI ALLIANCE	100.0 ■ ■
IFAD - FOOD SECURITY LOAN	INTERNATIONAL FUND FOR AGRICULTURAL DEVELOPMENT	18.0 ■ ■
EDFI EUROPEAN FINANCING PARTNERS VII	EUROPEAN FINANCING PARTNERS SA	80.0 ■ ■
GLOBAL GATEWAY FUND (GGF)	ACCEPTABLE CORPORATE(S)	60.0 ■ ■

TOTAL (EU + NON-EU)**€65 149.4 million**

STATISTICAL SUPPLEMENT

SECTION I FINANCING PROVIDED WITHIN THE EUROPEAN UNION

(contracts signed)

Table A	Breakdown by country and objective (2022)	54
Table B	Breakdown by country and sector (2022)	55
Table C	Breakdown by country and sector (2018-2022)	56
Table D	Detailed breakdown by sector (2022 and 2018-2022)	57
Table E	Breakdown by region (2022 and 2018-2022)	59

SECTION II FINANCING PROVIDED OUTSIDE THE EUROPEAN UNION

(contracts signed)

Table F	Lending facilities and mandates in the investment phase outside the European Union (as at 31 December 2022)	64
Table G	Breakdown by country and sector (2022)	65
Table H	Breakdown by country and sector (2018-2022)	66

SECTION III BORROWINGS RAISED

Table I	Medium and long-term borrowings raised in 2022 (before swaps)	68
Table J	Borrowings raised from 2018 to 2022 (before swaps)	71
Table K	Borrowings raised (before swaps) in 2022 under medium-term note or debt issuance programmes (excluding EARNs and stand-alone issues)	72

NB: As rounded figures are used in the following tables, it is possible that the totals do not correspond to the sum of the individual amounts.

SECTION I **FINANCING PROVIDED WITHIN THE EUROPEAN UNION**

Table A **BREAKDOWN BY COUNTRY AND OBJECTIVE (2022) ⁽¹⁾**
Own resources

(€ million)

	Amount signed (own resources)	Sustainable cities and regions		Sustainable energy and natural resources			Innovation, digital and human capital			SME and mid-cap finance	Climate action and environmental sustainability ⁽²⁾	Economic and social cohesion ⁽²⁾
		Integrated territorial development	Transport	Energy	Natural resource use, management and protection	Water, wastewater and waste management	Education and training	Health	Research, innovation and digital			
Austria	1 268	132	-	236	-	-	-	-	326	574	378	53
Belgium	2 322	75	905	525	107	265	-	100	94	252	1 590	802
Bulgaria	392	36	250	-	-	-	-	-	6	100	241	346
Croatia	122	-	-	1	5	-	-	-	116	-	107	40
Cyprus	250	99	51	-	-	-	-	-	11	89	55	250
Czech Republic	1 779	-	60	882	-	-	40	160	26	611	972	1 567
Denmark	802	-	100	-	-	-	-	-	677	25	575	172
Estonia	127	-	19	-	-	-	-	-	18	90	31	118
Finland	760	-	-	-	-	-	190	175	395	-	345	429
France	8 405	691	1 980	2 029	168	218	337	434	1 875	674	5 885	4 804
Germany	5 541	150	643	2 068	-	49	40	250	1 929	412	3 891	632
Greece	2 026	-	620	474	62	-	-	-	208	663	1 409	1 771
Hungary	799	-	369	310	-	-	-	-	6	114	614	619
Ireland	968	-	-	321	-	-	240	100	32	275	535	60
Italy	8 638	885	1 360	1 971	568	579	-	20	935	2 320	5 409	2 542
Latvia	204	-	-	-	-	60	-	-	39	105	74	189
Lithuania	228	-	65	-	-	30	-	-	50	83	65	151
Luxembourg	324	-	15	-	9	-	-	-	300	-	24	-
Malta	20	-	-	-	-	-	-	-	20	-	6	20
Netherlands	1 118	129	15	198	3	205	-	210	20	338	731	30
Poland	4 844	1 332	1 840	569	47	298	-	120	368	270	2 372	3 851
Portugal	1 522	318	47	480	50	89	26	20	83	411	693	1 065
Regional - EU countries	461	-	45	110	2	-	-	-	228	76	273	106
Romania	982	7	74	13	16	-	35	579	83	174	161	863
Slovakia	55	-	7	-	-	-	-	-	-	48	7	42
Slovenia	42	-	-	-	-	-	-	-	42	-	25	14
Spain	8 695	353	1 736	2 637	139	8	74	690	1 021	2 035	5 205	4 193
Sweden	1 435	225	-	164	49	-	-	-	997	-	771	96
TOTAL	54 128	4 431	10 200	12 988	1 224	1 801	982	2 858	9 906	9 739	32 446	24 822

(1) As certain financing operations meet several objectives, the totals for the various headings cannot be meaningfully added together.

(2) Transversal indicator.

SECTION I

FINANCING PROVIDED WITHIN THE EUROPEAN UNION

Table B BREAKDOWN BY COUNTRY AND SECTOR (2022)

(€ million)

	Total	Investment loans or framework loans	Infrastructure				Industry, services, agriculture	Education	Health	Credit lines
			Energy	Transport, telecommunications	Water, sewerage, solid waste	Urban development, composite infrastructure				
Austria	1 268	618	225	-	-	75	318	-	-	650
Belgium	2 323	2 073	524	875	379	140	55	-	100	250
Bulgaria	481	292	-	246	-	40	6	-	-	190
Croatia	122	122	-	-	-	-	122	-	-	-
Cyprus	250	150	-	-	-	150	-	-	-	100
Czech Republic	1 779	1 157	882	60	-	-	15	40	160	622
Denmark	802	802	-	118	-	-	684	-	-	-
Estonia	126	66	-	19	-	-	47	-	-	61
Finland	795	795	-	-	-	-	430	190	175	-
France	8 494	7 874	1 499	2 100	227	691	2 541	297	520	620
Germany	5 882	5 125	1 421	643	29	60	2 473	-	350	907
Greece	2 175	1 326	474	620	-	-	233	-	-	849
Hungary	799	729	165	379	-	-	185	-	-	70
Ireland	968	693	321	10	-	-	22	240	100	275
Italy	9 444	5 307	1 335	1 213	602	722	1 415	-	20	4 137
Latvia	204	99	-	-	60	-	39	-	-	105
Lithuania	228	145	-	65	30	-	50	-	-	83
Luxembourg	324	324	-	300	9	-	15	-	-	-
Malta	20	20	-	20	-	-	-	-	-	-
Netherlands	1 192	818	165	-	211	150	82	-	210	374
Poland	4 932	4 494	502	2 095	298	293	1 340	-	-	405
Portugal	1 522	1 066	478	32	143	310	60	24	20	456
Regional - EU countries	516	335	110	12	-	-	249	-	-	145
Romania	982	785	-	50	-	30	92	35	579	197
Slovakia	55	7	-	7	-	-	-	-	-	48
Slovenia	42	-	-	-	-	-	42	-	-	-
Spain	8 861	6 262	2 231	1 748	27	374	1 168	77	675	2 560
Sweden	1 435	1 435	90	-	-	225	1 119	-	-	-
TOTAL	56 023	42 919	10 420	10 610	2 014	3 259	12 804	903	2 909	13 104

SECTION I **FINANCING PROVIDED WITHIN THE EUROPEAN UNION**

Table C BREAKDOWN BY COUNTRY AND SECTOR (2018-2022)

(€ million)

	Total	Investment loans or framework loans	Infrastructure				Industry, services, agriculture	Education	Health	Credit lines
			Energy	Transport, telecommunications	Water, sewerage, solid waste	Urban development, composite infrastructure				
Austria	7 106	4 738	718	885	39	955	1 799	91	250	2 369
Belgium	9 438	8 394	1 909	2 244	1 013	506	1 450	678	595	1 044
Bulgaria	1 104	787	114	385	67	65	157	-	-	317
Croatia	1 487	687	106	-	-	300	231	-	50	800
Cyprus	1 169	654	254	168	20	166	35	7	4	515
Czech Republic	5 695	3 585	1 943	862	300	207	59	40	173	2 110
Denmark	3 325	2 844	43	992	-	-	1 810	-	-	481
Estonia	1 029	777	187	184	-	138	174	60	35	252
Finland	6 668	5 644	647	606	150	248	2 069	1 017	908	1 023
France	39 654	30 578	6 267	10 265	1 466	1 869	7 896	1 954	861	9 076
Germany	26 560	22 739	1 911	6 929	1 389	1 912	8 664	984	800	3 970
Greece	11 178	5 887	2 595	1 394	205	459	1 074	70	89	5 291
Hungary	3 886	3 364	661	881	79	155	760	520	309	522
Ireland	4 293	3 523	769	617	-	521	395	887	335	770
Italy	47 542	27 293	5 392	6 927	1 950	2 796	6 470	1 536	2 222	20 250
Latvia	638	395	41	61	60	70	123	20	20	243
Lithuania	1 749	1 478	373	267	50	518	68	202	0	271
Luxembourg	590	571	-	516	9	-	46	-	-	19
Malta	133	48	-	48	-	-	-	-	-	85
Netherlands	9 831	7 282	1 512	2 174	1 234	375	777	18	1 193	2 549
Poland	23 538	19 090	2 104	8 885	503	1 798	5 474	245	114	4 415
Portugal	6 814	3 380	1 526	162	574	679	194	24	220	3 434
Regional - EU countries	4 172	2 705	752	246	25	19	1 666	-	34	1 431
Romania	4 014	2 807	360	60	39	88	1 038	89	1 134	1 207
Slovakia	1 273	633	120	390	-	19	104	-	-	640
Slovenia	584	262	72	190	-	-	42	-	-	280
Spain	40 643	21 698	6 758	6 799	284	802	5 257	149	1 688	18 906
Sweden	8 511	7 849	90	1 318	97	1 123	4 621	295	305	663
TOTAL	272 625	189 693	37 224	54 453	9 552	15 788	52 453	8 884	11 339	82 931

SECTION I **FINANCING PROVIDED WITHIN THE EUROPEAN UNION**

Table D DETAILED BREAKDOWN BY SECTOR (2022 AND 2018-2022)

(€ million)

	2022		2018-2022	
	Amount	% of total	Amount	% of total
Energy and infrastructure	26 303	47.0	117 017	43.0
Energy	10 420	18.6	37 224	13.7
<i>Production</i>	<i>5 074</i>	<i>9.1</i>	<i>20 550</i>	<i>7.5</i>
Electricity generation	4 669	8.3	17 199	6.3
Energy	405	0.7	2 879	1.1
Heat production	-	-	322	0.1
Crude petroleum and natural gas production	-	-	150	0.1
<i>Transport and distribution</i>	<i>5 346</i>	<i>9.5</i>	<i>16 674</i>	<i>6.1</i>
Power transmission and distribution	5 304	9.5	14 268	5.2
Oil and natural gas transmission and distribution	-	-	2 030	0.7
Heat transmission and distribution	42	0.1	377	0.1
Transport	9 583	17.1	44 599	16.4
Railways	2 676	4.8	18 135	6.7
Urban transport	3 871	6.9	12 179	4.5
Roads, motorways	1 509	2.7	8 281	3.0
Air transport	240	0.4	2 488	0.9
Sea transport	375	0.7	1 757	0.6
Transport	880	1.6	1 214	0.4
Other forms of transport	32	0.1	296	0.1
Space transport	-	-	237	0.1
Transport infrastructure	-	-	11	0.0
Telecommunications	1 027	1.8	9 854	3.6
PSTN; transmission and broadcasting networks	488	0.9	5 302	1.9
Mobile communications networks	175	0.3	2 921	1.1
Telecommunications	20	0.0	1 043	0.4
Satellites and ground stations	343	0.6	588	0.2
Water, sewerage	1 767	3.2	8 142	3.0
Water collection, treatment and supply	1 384	2.5	5 398	2.0
Sewerage	378	0.7	2 534	0.9
Irrigation	5	0.0	210	0.1
Solid waste	247	0.4	1 410	0.5
Waste treatment and disposal	144	0.3	978	0.4
Waste collection and recycling	103	0.2	432	0.2
Urban development	3 242	5.8	14 423	5.3
Urban development	3 242	5.8	14 423	5.3
Composite infrastructure	18	0.0	1 364	0.5
Composite infrastructure	18	0.0	1 364	0.5

SECTION I FINANCING PROVIDED WITHIN THE EUROPEAN UNION

Table D DETAILED BREAKDOWN BY SECTOR (2022 AND 2018-2022) (continued)

(€ million)

	2022		2018-2022	
	Amount	% of total	Amount	% of total
Industry, services, education, health and agriculture	16 616	29.7	72 677	26.7
Industry	7 948	14.2	33 262	12.2
Manufacture of electrical and electronic equipment	1 483	2.6	7 770	2.9
Manufacture of transport equipment	1 476	2.6	5 893	2.2
Civil engineering	1 028	1.8	4 098	1.5
Manufacture of chemicals and chemical products	1 073	1.9	5 016	1.8
Manufacture of machinery and equipment	1 071	1.9	3 735	1.4
Manufacture of basic metals and fabricated metal products	792	1.4	2 384	0.9
Manufacture of pulp and paper; publishing and printing	83	0.1	1 274	0.5
Manufacture of food and agricultural products	178	0.3	1 151	0.4
Manufacture of other non-metallic mineral products	68	0.1	369	0.1
Other manufacturing	658	1.2	1 053	0.4
Manufacture of rubber and plastic products	-	-	316	0.1
Mining and quarrying	-	-	120	0.0
Manufacture of textiles	-	-	31	0.0
Manufacture of wood and wood products	39	0.1	52	0.0
Services	4 537	8.1	17 158	6.3
Research and development	561	1.0	5 979	2.2
Business activities	1 822	3.3	5 973	2.2
Financial industry	180	0.3	1 698	0.6
Public administration	1 464	2.6	2 064	0.8
Commerce	508	0.9	1 172	0.4
Hotel, restaurants	-	-	216	0.1
Public, social and personnel services	2	0.0	56	0.0
Agriculture, fisheries, forestry	319	0.6	2 033	0.7
Agriculture	199	0.4	1 862	0.7
Forestry	71	0.1	121	0.0
Aquaculture	49	0.1	50	0.0
Education	903	1.6	8 884	3.3
Education and training	386	0.7	3 089	1.1
Tertiary education	99	0.2	2 353	0.9
Secondary education	349	0.6	2 440	0.9
Primary education	59	0.1	755	0.3
Pre-primary education	-	-	222	0.1
Vocational education and technical training	10	0.0	25	0.0
Health	2 909	5.2	11 339	4.2
Health and social work activities	2 909	5.2	11 339	4.2
Total individual loans / framework loans	42 919	76.6	189 693	69.7
Total credit lines	13 104	23.4	82 631	30.3
Total	56 023	100.0	272 325	100.0

SECTION I **FINANCING PROVIDED WITHIN THE EUROPEAN UNION**

Table E BREAKDOWN BY REGION (2022 AND 2018-2022)

This analytical table is based on NUTS 1 or 2 regional classification, depending on the country concerned. Where possible, individual loans covering several regions have been subdivided. Credit lines are accounted separately. EUROSTAT 2019 GDP at current market prices expressed in terms of purchasing power standard (PPS) per inhabitant as a percentage of the EU average (EU27 from 2020=100). 2020 unemployment rate (EU27-2020=6.7). 2020 population figures ('000).

(€ million)

	GDP per capita	Unemployment rate (%)	Population ('000)	2022	2018-2022
Austria	126	5.4	8 901	1 437	7 157
Ostösterreich	125	7.4	3 890	-	797
Südösterreich	113	4.5	1 808	50	758
Westösterreich	136	3.5	3 203	-	742
Multiregional	-	-	-	514	2 784
Credit lines	-	-	-	873	2 076
Belgium	118	5.6	11 522	2 700	8 686
Région de Bruxelles-Capitale	202	12.3	1 223	-	118
Région wallonne	86	7.3	3 660	-	1 561
Vlaams Gewest	120	3.5	6 639	420	1 686
Multiregional	-	-	-	1 739	4 244
Credit lines	-	-	-	541	1 077
Bulgaria	53	5.1	6 951	176	854
Severen tsentralen	35	5.7	773	-	38
Severoiztochen	41	6.1	925	6	51
Yugozapaden	89	3.6	2 094	-	145
Yuzhen tsentralen	37	3.4	1 407	-	153
Multiregional	-	-	-	110	300
Credit lines	-	-	-	60	168
Croatia	65	7.5	4 058	113	1 903
Jadranska Hrvatska	64	7.5	1 374	-	149
Multiregional	-	-	-	63	518
Credit lines	-	-	-	50	1 236
Cyprus	90	7.6	888	234	1 255
Czech Republic	93	2.6	10 694	1 003	4 939
Jihovýchod	83	2.3	1 702	-	27
Jihozápad	78	2.0	1 234	-	50
Severovýchod	76	2.3	1 518	-	36
Střední Čechy	83	1.9	1 385	69	116
Multiregional	-	-	-	610	2 352
Credit lines	-	-	-	324	2 357
Denmark	130	5.6	5 823	689	3 602
Hovedstaden	167	6.1	1 846	-	469
Sjælland	89	5.3	837	-	260
Multiregional	-	-	-	652	2 215
Credit lines	-	-	-	38	658
Estonia	84	6.8	1 329	271	1 011

SECTION I

FINANCING PROVIDED WITHIN THE EUROPEAN UNION

Table E BREAKDOWN BY REGION (2022 AND 2018-2022) (continued)

(€ million)

	GDP per capita	Unemployment rate (%)	Population ('000)	2022	2018-2022
Finland	111	7.8	5 525	1 724	7 219
Etelä-Suomi	99	7.7	1 149	-	452
Helsinki-Uusimaa	144	7.2	1 690	65	1 507
Itä-Suomi	93	8.8	1 278	-	713
Länsi-Suomi	98	7.7	1 379	-	608
Extra-Regio NUTS 2	-	-	-	-	7
Multiregional	-	-	-	858	2 733
Credit lines	-	-	-	802	1 198
France	106	8.1	67 320	9 153	38 414
Auvergne-Rhône-Alpes	105	7.2	8 064	865	2 050
Bourgogne-Franche-Comté	83	6.9	2 795	-	98
Bretagne	89	6.7	3 359	-	140
Grand Est	86	8.8	5 536	482	1 492
Hauts-de-France	83	9.0	5 988	382	1 232
Île-de-France	178	8.2	12 292	543	4 834
Normandie	84	7.4	3 313	280	770
Nouvelle-Aquitaine	89	7.7	6 018	-	446
Occitanie	91	7.2	5 952	156	1 065
Pays de la Loire	95	6.9	3 818	-	34
Provence-Alpes-Côte d'Azur	99	8.0	5 078	132	976
Régions ultrapériphériques françaises	62	17.3	2 196	25	365
Extra-Regio NUTS 1	-	-	-	-	42
Multiregional	-	-	-	4 363	15 283
Credit lines	-	-	-	1 925	9 589
Germany	120	3.8	83 167	4 612	27 259
Baden-Württemberg	137	3.2	11 100	360	1 568
Bayern	141	2.7	13 125	35	950
Berlin	123	6.2	3 669	300	2 190
Brandenburg	86	3.9	2 522	-	1 276
Hamburg	195	4.7	1 847	-	732
Hessen	137	3.9	6 288	-	856
Niedersachsen	112	3.7	7 994	3	577
Nordrhein-Westfalen	116	4.4	17 947	-	2 535
Rheinland-Pfalz	103	3.6	4 094	-	846
Sachsen	92	3.8	4 072	-	99
Sachsen-Anhalt	84	4.8	2 195	-	211
Schleswig-Holstein	98	3.4	2 904	-	110
Thüringen	87	4.2	2 133	-	65
Multiregional	-	-	-	3 504	11 136
Credit lines	-	-	-	409	4 111
Greece	67	16.3	10 719	2 898	11 260
Attiki	91	14.1	3 739	-	416
Kentriki Ellada	54	17.3	2 697	-	520
Nisia Aigaiou, Kriti	59	17.0	1 214	-	269
Voreia Ellada	51	18.2	3 069	-	233
Multiregional	-	-	-	989	4 407
Credit lines	-	-	-	1 910	5 414

SECTION I

FINANCING PROVIDED WITHIN THE EUROPEAN UNION

Table E BREAKDOWN BY REGION (2022 AND 2018-2022) (continued)

(€ million)

	GDP per capita	Unemployment rate (%)	Population ('000)	2022	2018-2022
Hungary	73	4.3	9 770	880	3 788
Alföld és Észak	50	5.8	3 792	-	38
Dunántúl	64	3.3	2 930	-	70
Közép-Magyarország	112	3.3	3 047	-	347
Multiregional	-	-	-	830	2 354
Credit lines	-	-	-	50	980
Ireland	193	5.7	4 964	672	4 241
Italy	96	9.2	59 641	9 860	48 827
Abruzzo	82	9.3	1 294	-	128
Basilicata	75	8.6	553	-	244
Calabria	56	20.1	1 894	-	149
Campania	61	18.0	5 712	4	782
Emilia-Romagna	118	5.7	4 464	85	683
Friuli-Venezia Giulia	103	5.7	1 206	82	379
Lazio	110	9.1	5 756	3	697
Liguria	104	8.3	1 525	-	82
Lombardia	127	5.0	10 028	18	2 150
Marche	90	7.4	1 513	-	89
Molise	69	9.5	301	-	10
Piemonte	102	7.5	4 311	1	891
Provincia Autonoma di Bolzano - Alto Adige	155	3.8	533	-	80
Provincia Autonoma di Trento	125	5.3	545	-	10
Puglia	62	14.1	3 953	-	539
Sardegna	69	13.3	1 612	21	339
Sicilia	58	17.9	4 875	8	426
Toscana	103	6.6	3 693	10	581
Umbria	85	8.2	870	-	45
Veneto	108	5.8	4 879	29	946
Multiregional	-	-	-	5 886	18 987
Credit lines	-	-	-	3 713	20 591
Latvia	69	8.1	1 908	99	540
Lithuania	84	8.5	2 794	97	1 467
Luxembourg	260	6.8	626	34	287
Malta	100	4.4	515	-	143
Netherlands	128	3.8	17 408	2 041	10 825
Noord-Nederland	97	4.3	1 730	20	716
Oost-Nederland	107	3.6	3 671	-	270
West-Nederland	145	4.0	8 327	-	1 250
Zuid-Nederland	125	3.5	3 680	-	1 007
Multiregional	-	-	-	1 602	4 629
Credit lines	-	-	-	419	2 953

SECTION I FINANCING PROVIDED WITHIN THE EUROPEAN UNION
Table E BREAKDOWN BY REGION (2022 AND 2018-2022) (continued)

(€ million)

	GDP per capita	Unemployment rate (%)	Population ('000)	2022	2018-2022
Poland	73	3.2	37 958	5 769	23 727
Dolnośląskie	80	3.1	2 865	253	992
Kujawsko-Pomorskie	58	3.1	2 051	-	82
Łódzkie	69	3.1	2 443	-	87
Lubelskie	50	5.7	2 088	-	117
Lubuskie	59	-	1 001	69	344
Małopolskie	67	2.7	3 372	-	602
Mazowiecki regionalny	63	4.8	2 319	-	30
Podlaskie	52	2.8	1 149	-	571
Pomorskie	71	3.1	2 316	-	266
Śląskie	74	2.7	4 475	69	529
Świętokrzyskie	52	4.3	1 219	-	58
Warmińsko-Mazurskie	50	3.1	1 399	44	84
Warszawski stołeczny	160	2.5	3 082	420	991
Wielkopolskie	79	1.8	3 480	-	221
Zachodniopomorskie	60	3.4	1 672	74	181
Multiregional	-	-	-	3 620	13 097
Credit lines	-	-	-	1 221	5 475
Portugal	79	6.9	10 296	876	6 859
Alentejo	73	5.9	705	-	29
Algarve	88	8.4	438	-	5
Área Metropolitana de Lisboa	103	7.7	2 863	-	214
Centro (PT)	69	5.7	2 217	-	115
Norte	68	6.9	3 575	-	318
Região Autónoma da Madeira	76	8.1	254	-	0
Região Autónoma dos Açores	70	6.1	243	-	2
Multiregional	-	-	-	347	2 143
Credit lines	-	-	-	529	4 033
Regional - EU countries	-	-	-	999	5 184
Romania	70	5.0	19 329	842	4 351
Slovakia	70	6.7	5 458	240	1 539
Bratislavský kraj	162	3.4	670	-	25
Západné Slovensko	65	4.7	1 824	-	50
Multiregional	-	-	-	30	662
Credit lines	-	-	-	210	802
Slovenia	89	5.0	2 096	80	598

SECTION I

FINANCING PROVIDED WITHIN THE EUROPEAN UNION

Table E BREAKDOWN BY REGION (2022 AND 2018-2022) (continued)

(€ million)

	GDP per capita	Unemployment rate (%)	Population ('000)	2022	2018-2022
Spain	91	15.5	47 333	8 962	41 978
Andalucía	68	22.3	8 478	144	1 407
Aragón	99	11.7	1 330	-	278
Canarias	73	22.6	2 237	-	187
Castilla y León	86	12.1	2 401	105	179
Castilla-La Mancha	72	17.7	2 046	1	310
Cataluña	107	12.6	7 652	410	1 441
Comunidad de Madrid	124	12.5	6 747	21	2 139
Comunidad Foral de Navarra	111	10.1	657	6	210
Comunidad Valenciana	80	16.2	5 029	102	405
Extremadura	67	21.8	1 062	-	448
Galicia	82	12.0	2 703	26	248
Illes Balears	97	16.1	1 211	-	56
La Rioja	97	10.8	316	-	60
País Vasco	118	9.5	2 189	413	1 348
Principado de Asturias	80	14.1	1 019	42	42
Región de Murcia	75	16.2	1 505	-	101
Multiregional	-	-	-	3 406	10 198
Credit lines	-	-	-	4 286	22 919
Sweden	119	8.3	10 328	1 409	9 357
Mellersta Norrland	101	7.6	376	19	19
Östra Mellansverige	100	9.4	1 727	-	151
Övre Norrland	115	6.2	522	85	584
Småland med öarna	100	7.7	870	5	5
Stockholm	166	7.6	2 377	163	734
Sydsverige	101	10.5	1 537	38	553
Västsverige	115	7.6	2 060	189	1 022
Multiregional	-	-	-	498	5 659
Credit lines	-	-	-	413	630
European Union (27 countries)	100	7.1	447 320	57 870	277 270

SECTION II FINANCING PROVIDED OUTSIDE THE EUROPEAN UNION
Table F LENDING FACILITIES AND MANDATES IN THE INVESTMENT PHASE OUTSIDE THE EUROPEAN UNION (AS AT 31 DECEMBER 2022)

Lending facilities and mandates	Period of validity	Financial envelope € million
1.1 With Member States' or European Union Guarantee		
1.1.1 With Member States' Guarantee		2 600
ACP ⁽¹⁾ (Cotonou Partnership Agreement)	2014-2021	2 500
OCT ⁽²⁾ (Council Decision)	2014-2021	100
1.1.2 With European Union Guarantee (Council Decision)		32 300 ⁽¹⁰⁾
Pre-accession countries ⁽³⁾ and beneficiaries	2014-2020	5 272
Neighbourhood and Partnership countries	2014-2020	21 958
– Southern Neighbourhood ⁽⁴⁾		13 927
– Eastern Neighbourhood ⁽⁵⁾		8 031
Asia and Latin America ⁽⁶⁾	2014-2020	4 643
– Asia		1 315
– Central Asia		349
– Latin America		2 979
South Africa	2014-2020	427
1.1.3 With ACP Investment Facility Guarantee		1 500
Cotonou Infrastructure Package ACP ⁽¹⁾ / OCT ⁽²⁾	2018-2021	1 500
1.2 EIB own risk facilities		46 300
Pre-Accession Facility	up to 2021	31 750
EFTA Facility ⁽⁷⁾	up to 2021	5 100
Neighbourhood Finance Facility ⁽⁸⁾	2014-2021	2 550
Climate Action and Environment Facility ⁽⁹⁾	2014-2021	5 650
Strategic Projects Facility	2014-2021	1 250
2 Third-party resources lending		
ACP Investment Facility (Cotonou Agreement)	2003-2021	Revolving
OCT Risk Capital (Council Decision)	2003-2021	Revolving
IFE-IF ACP Cotonou III	2014-2021	800

The eligible countries and regions include:
(1) African, Caribbean and Pacific (ACP) countries

Africa: Angola, Benin, Botswana, Burkina Faso, Burundi, Cameroon, Cabo Verde, Central African Republic, Chad, Comoros, Congo (Brazzaville), Congo (Kinshasa), Côte d'Ivoire, Djibouti, Eritrea, Ethiopia, Gabon, Ghana, Guinea, Guinea Bissau, Kenya, Eswatini, Lesotho, Liberia, Madagascar, Malawi, Mali, Mauritania, Mauritius, Mozambique, Namibia, Niger, Nigeria, Rwanda, São Tomé and Príncipe, Senegal, Seychelles, Sierra Leone, Tanzania, The Gambia, Uganda, Zambia, Zimbabwe.

Caribbean: Antigua and Barbuda, Bahamas, Barbados, Belize, Dominica, Dominican Republic, Grenada, Guyana, Haiti, Jamaica, Saint Kitts and Nevis, Saint Lucia, Saint Vincent and the Grenadines, Suriname, Trinidad and Tobago.

Pacific: Cook Islands, Timor-Leste, Fiji, Kiribati, Marshall Islands, Micronesia, Nauru, Niue, Palau, Papua New Guinea, Samoa, Solomon Islands, Tonga, Tuvalu, Vanuatu.

(2) Overseas countries and territories (OCTs)

Anguilla, Aruba, Bermuda, Bonaire, British Antarctic Territory, British Indian Ocean Territory, British Virgin Islands, Cayman Islands, Curaçao, Falkland Islands, French Polynesia, French Southern and Antarctic Lands, Greenland, Montserrat, New Caledonia and dependencies, Pitcairn Islands, Saba, Saint Barthélemy, Sint Eustatius, Sint Maarten, South Georgia and the South Sandwich Islands, Saint Helena, Saint Pierre and Miquelon, Turks and Caicos Islands, Wallis and Futuna.

(3) Pre-accession countries and beneficiaries

Albania, North Macedonia, Montenegro, Serbia, Türkiye, Bosnia and Herzegovina, Kosovo under United Nations Security Council Resolution 1244 (1999).

(4) Southern Neighbourhood: Algeria, Egypt, Palestine, Jordan, Lebanon, Libya, Morocco, Tunisia.

(5) Eastern Neighbourhood: Belarus, Moldova, Ukraine, South Caucasus (Armenia, Azerbaijan, Georgia).

(6) Asia: Bangladesh, Bhutan, Cambodia, China (including Hong Kong and Macao Special Administrative Regions), India, Indonesia, Iran, Iraq, Laos, Malaysia, Maldives, Mongolia, Myanmar/Burma, Nepal, Pakistan, Philippines, Sri Lanka, Thailand, Vietnam, Yemen.

Central Asia: Kazakhstan, Kyrgyzstan, Tajikistan, Turkmenistan, Uzbekistan.

Latin America: Argentina, Bolivia, Brazil, Colombia, Costa Rica, Ecuador, El Salvador, Guatemala, Honduras, Mexico, Nicaragua, Panama, Paraguay, Peru, Uruguay, Venezuela.

(7) EFTA countries: Iceland, Liechtenstein, Norway, Switzerland.

(8) Eligible regions include Southern Neighbourhood countries and Eastern Neighbourhood countries (see above for exhaustive lists).
(9) Eligible regions include African, Caribbean and Pacific countries and overseas countries and territories, Asia including Central Asia, Latin America and South Africa.
Financial envelope of the EIB external mandate

⁽¹⁰⁾ The maximum ceiling for EIB financing under the EU guarantee comprises a general mandate of €32.3 billion (broken down into regional ceilings indicated in the table). This amount was increased from the original €27 billion after the entry into force of the revised External Lending Mandate Decision in October 2018.

EIB own risk facilities were also amended in line with the revised External Lending Mandate Decision.

Risk capital, technical assistance, investment grants, guarantee instruments and interest subsidies

EIB lending beyond the European Union is complemented by risk capital, blending and advisory activities which, depending on the initiative, partnership or mechanism, are funded by the EU budget, the European Development Fund, direct contributions from EU Member States or other donor countries, the European Commission or EIB own resources.

SECTION II

FINANCING PROVIDED OUTSIDE THE EUROPEAN UNION

Table G BREAKDOWN BY COUNTRY AND SECTOR (2022)

(€ million)

	Resources			Sectors					
	Total	Own	Third party	Energy	Transport, telecommunications	Water, sewerage, solid waste, urban development	Industry, services (*), agriculture	Education, health	Credit lines
EFTA	25.6	25.6	-	-	-	-	25.6	-	-
Norway	6.4	6.4	-	-	-	-	6.4	-	-
Switzerland	19.2	19.2	-	-	-	-	12.4	-	-
Candidate countries	1 078.4	1 066.0	12.4	-	831.0	50.0	12.4	5.0	180.0
Bosnia and Herzegovina	20.0	20.0	-	-	-	-	-	-	20.0
Moldova	262.4	250.0	12.4	-	250.0	-	12.4	-	-
Montenegro	50.0	50.0	-	-	-	-	-	-	50.0
North Macedonia	50.0	50.0	-	-	-	50.0	-	-	-
Serbia	666.0	666.0	-	-	581.0	-	-	5.0	80.0
Türkiye	30.0	30.0	-	-	-	-	-	-	30.0
Potential candidate countries	68.0	68.0	-	-	38.0	20.0	-	-	10.0
Georgia	30.0	30.0	-	-	-	20.0	-	-	10.0
Kosovo ¹	38.0	38.0	-	-	38.0	-	-	-	-
Eastern Europe, South Caucasus	70.0	70.0	-	-	-	-	-	-	70.0
Armenia	70.0	70.0	-	-	-	-	-	-	70.0
Mediterranean countries	2 428.4	2 382.4	46.0	140.5	459.5	344.1	254.3	14.0	1 216.1
Egypt	957.8	933.8	24.0	74.7	221.0	144.1	-	-	518.1
Israel	500.0	500.0	-	-	-	-	-	-	500.0
Jordan	360.0	360.0	-	-	-	200.0	-	-	160.0
Morocco	222.0	200.0	22.0	-	200.0	-	-	14.0	8.0
Regional - Mediterranean	134.3	134.3	-	-	-	-	104.3	-	30.0
Regional - North Africa	38.5	38.5	-	-	38.5	-	-	-	-
Tunisia	215.8	215.8	-	65.8	-	-	150.0	-	-
ACP countries	2 427.8	1 857.1	570.7	160.0	446.4	19.6	386.2	761.3	654.4
Angola	54.5	50.0	4.5	-	-	-	-	54.5	-
Benin	10.0	-	10.0	10.0	-	-	-	-	-
Cameroon	15.0	-	15.0	-	-	-	-	-	15.0
Chad	175.5	141.2	34.3	-	175.5	-	-	-	-
Congo	26.0	26.0	-	-	-	-	26.0	-	-
Democratic Republic of the Congo	10.3	-	10.3	-	10.3	-	-	-	-
Dominican Republic	10.0	10.0	-	-	-	-	-	-	10.0
Ghana	7.5	-	7.5	-	-	-	-	7.5	-
Guinea	17.0	17.0	-	17.0	-	-	-	-	-
Madagascar	10.0	-	10.0	10.0	-	-	-	-	-
Malawi	38.5	-	38.5	-	38.5	-	-	-	-
Nigeria	13.9	-	13.9	-	-	-	13.9	-	-
Regional - ACP	80.0	80.0	-	-	-	-	-	-	80.0
Regional - Africa	1 610.3	1 297.0	313.3	51.8	55.2	-	313.0	685.8	504.4
Regional - Caribbean	33.3	-	33.3	-	-	-	33.3	-	-
Regional - East Africa	10.4	10.4	-	10.4	-	-	-	-	-
Regional - Indian Ocean	6.7	-	6.7	-	-	-	-	-	6.7
Regional - Southern Africa	35.9	22.6	13.3	22.6	-	-	-	-	13.3
Regional - West Africa	14.1	14.1	-	14.1	-	-	-	-	-
Saint Lucia	13.5	13.5	-	-	-	-	-	13.5	-
São Tomé and Príncipe	14.0	8.4	5.6	-	-	14.0	-	-	-
Senegal	172.5	166.9	5.6	-	166.9	5.6	-	-	-
The Gambia	24.1	-	24.1	24.1	-	-	-	-	-
Zimbabwe	25.0	-	25.0	-	-	-	-	-	25.0
South Africa	200.0	200.0	-	200.0	-	-	-	-	-
South Africa	200.0	200.0	-	200.0	-	-	-	-	-
Asia (excl. Central Asia)	1 179.9	1 179.9	-	200.0	300.0	-	249.5	370.3	60.0
India	538.4	538.4	-	200.0	300.0	-	38.4	-	-
Maldives	18.4	18.4	-	-	-	-	-	18.4	-
Regional - Asia	623.0	623.0	-	-	-	-	211.1	351.9	60.0
Central Asia	20.0	20.0	-	-	-	-	-	-	20.0
Regional - Central Asia	20.0	20.0	-	-	-	-	-	-	20.0
Latin America	1 628.5	1 628.5	-	1 086.0	-	224.4	78.0	100.0	140.0
Argentina	160.0	160.0	-	100.0	-	-	-	-	60.0
Brazil	500.0	500.0	-	500.0	-	-	-	-	-
Chile	200.0	200.0	-	-	-	200.0	-	-	-
Regional - Latin America	768.5	768.5	-	486.0	-	24.4	78.0	100.0	80.0
Total	9 126.6	8 497.4	629.1	1 786.5	2 074.9	658.0	1 006.0	1 250.7	2 350.4

1. This designation is without prejudice to positions on status and is in line with UNSCR 1244(1999) and the ICJ Opinion on the Kosovo declaration of independence.

(*) Includes financial services (equity investments in fund agency agreements).

Table H BREAKDOWN BY COUNTRY AND SECTOR (2018-2022)

(€million)

	Resources			Sectors					
	Total	Own	Third party	Energy	Transport, telecommunications	Water, sewerage, solid waste, urban development	Industry, services (*), agriculture	Education, health	Credit lines
EFTA	523.9	523.9	-	130.0	100.0	-	113.9	-	180.0
Iceland	168.3	168.3	-	-	100.0	-	68.3	-	-
Norway	316.4	316.4	-	130.0	-	-	6.4	-	180.0
Switzerland	39.2	39.2	-	-	-	-	39.2	-	-
Candidate countries	7 572.3	7 257.3	315.0	631.9	3 721.6	1 054.4	445.7	146.8	1 572.0
Albania	210.4	208.0	2.4	105.0	-	90.4	-	-	15.0
Bosnia and Herzegovina	1 005.7	966.0	39.7	-	754.6	51.1	-	-	200.0
Moldova	361.4	349.0	12.4	-	274.0	25.0	42.4	-	20.0
Montenegro	452.2	449.1	3.1	-	81.1	3.1	-	18.0	350.0
North Macedonia	384.3	361.9	22.4	41.3	-	128.0	-	-	215.0
Serbia	2 001.8	1 876.2	125.6	25.0	1 152.8	107.0	-	70.0	647.0
Türkiye	532.7	465.8	66.9	235.8	150.0	66.9	50.0	-	30.0
Ukraine	2 623.8	2 581.3	42.5	224.7	1 309.1	582.9	353.3	58.8	95.0
Potential candidate countries	706.4	706.4	-	-	402.0	50.8	-	-	253.6
Georgia	517.6	517.6	-	-	284.0	20.0	-	-	213.6
Kosovo ¹	188.8	188.8	-	-	118.0	30.8	-	-	40.0
Eastern Europe, South Caucasus	704.3	695.0	9.3	87.6	114.3	177.4	5.0	-	320.0
Armenia	129.3	120.0	9.3	-	4.3	-	5.0	-	120.0
Belarus	550.0	550.0	-	62.6	110.0	177.4	-	-	200.0
Regional - Eastern Europe, South Caucasus	25.0	25.0	-	25.0	-	-	-	-	-
Mediterranean countries	12 247.6	12 039.1	208.5	760.1	2 488.6	1 868.0	532.9	475.2	6 122.8
Egypt	6 312.2	6 217.9	94.3	90.0	1 849.0	665.2	28.6	-	3 679.4
Israel	683.5	683.5	-	-	-	150.0	33.5	-	500.0
Jordan	1 243.4	1 216.7	26.8	45.0	-	639.4	-	48.5	510.5
Lebanon	833.0	814.7	18.3	27.4	151.1	212.8	22.1	-	419.5
Morocco	2 021.0	1 985.5	35.5	516.0	405.0	75.0	82.2	326.8	616.0
Palestine	362.8	346.8	16.0	15.9	-	-	-	-	346.9
Regional - Mediterranean	335.8	335.8	-	-	-	-	202.8	100.0	33.0
Regional - North Africa	38.5	38.5	-	-	38.5	-	-	-	-
Tunisia	417.5	399.8	17.7	65.8	45.0	125.6	163.6	-	17.5
ACP countries	9 735.1	5 393.8	4 341.2	1 466.5	1 388.2	1 217.0	1 679.6	1 663.3	2 320.5
Angola	154.5	150.0	4.5	-	-	100.0	-	54.5	-
Barbados	59.8	59.8	-	-	-	9.8	-	50.0	-
Benin	313.9	291.9	22.0	10.0	-	201.9	60.0	30.0	12.0
Burkina Faso	30.0	30.0	-	-	-	15.0	15.0	-	-
Cameroon	226.5	117.4	109.1	50.0	123.1	-	11.4	-	42.0
Cabo Verde	22.0	22.0	-	0.5	21.5	-	-	-	-
Chad	200.5	156.2	44.3	-	175.5	-	15.0	-	10.0
Congo	41.0	26.0	15.0	-	-	-	26.0	-	15.0
Côte d'Ivoire	7.5	-	7.5	-	-	-	7.5	-	-
Democratic Republic of the Congo	10.3	-	10.3	-	10.3	-	-	-	-
Dominican Republic	87.3	54.6	32.7	-	33.3	22.2	-	-	31.7
Eswatini	46.4	36.4	10.0	-	-	36.4	-	-	10.0
Ethiopia	34.0	-	34.0	4.0	-	-	-	-	30.0
Ghana	272.5	257.5	15.0	12.5	-	-	7.5	82.5	170.0
Guinea	344.4	317.0	27.4	344.4	-	-	-	-	-
Haiti	12.0	12.0	-	-	-	-	-	-	12.0
Kenya	232.4	35.0	197.4	61.4	35.0	71.0	15.0	-	50.0
Lesotho	116.1	82.0	34.1	-	-	116.1	-	-	-
Liberia	20.0	20.0	-	-	20.0	-	-	-	-
Madagascar	267.2	116.3	150.9	91.3	114.7	61.2	-	-	-
Malawi	218.9	141.8	77.1	3.6	134.0	46.3	-	-	35.0
Mali	45.0	45.0	-	45.0	-	-	-	-	-
Mauritania	75.0	25.0	50.0	-	75.0	-	-	-	-
Mauritius	33.3	-	33.3	-	-	-	33.3	-	-
Micronesia	4.4	-	4.4	-	-	-	-	-	4.4
Mozambique	105.4	100.0	5.4	5.4	-	100.0	-	-	-
Niger	192.4	131.4	61.0	61.0	-	105.0	11.4	15.0	-
Nigeria	714.9	175.0	539.9	-	100.0	175.0	379.9	-	60.0

1. This designation is without prejudice to positions on status and is in line with UNSCR 1244(1999) and the ICJ Opinion on the Kosovo declaration of independence.

(*) Includes financial services (equity investments in fund agency agreements).

Table H BREAKDOWN BY COUNTRY AND SECTOR (2018-2022) (continued)

(€ million)

	Resources			Sectors					
	Total	Own	Third party	Energy	Transport, telecommunications	Water, sewerage, solid waste, urban development	Industry, services (*), agriculture	Education, health	Credit lines
Regional - ACP	726.5	169.9	556.6	37.0	-	-	99.6	198.7	391.1
Regional - Africa	3 146.8	1 906.3	1 240.5	378.6	86.7	18.3	736.8	1 197.1	729.4
Regional - Caribbean	33.3	-	33.3	-	-	-	33.3	-	-
Regional - Central Africa	122.5	12.5	110.0	12.5	-	-	-	-	110.0
Regional - East Africa	408.6	35.0	373.5	19.5	-	-	32.7	-	356.4
Regional - Indian Ocean	40.0	-	40.0	-	-	-	-	-	40.0
Regional - Southern Africa	114.9	29.2	85.8	29.2	14.8	-	3.5	-	67.5
Regional - West Africa	223.8	47.1	176.6	65.3	-	-	90.4	-	68.0
Rwanda	122.0	122.0	-	100.0	-	-	-	22.0	-
Saint Lucia	18.5	13.5	5.0	-	-	-	-	13.5	5.0
São Tomé and Príncipe	26.5	20.9	5.6	-	12.5	14.0	-	-	-
Senegal	454.5	436.4	18.1	12.5	231.9	120.1	90.0	-	-
Seychelles	27.5	12.5	15.0	-	17.5	-	-	-	10.0
The Gambia	101.9	65.0	36.9	101.9	-	-	-	-	-
Timor-Leste	2.0	-	2.0	-	-	-	-	-	2.0
Togo	11.4	11.4	-	-	-	-	11.4	-	-
Uganda	10.6	-	10.6	10.6	-	-	-	-	-
Zambia	216.4	110.0	106.4	10.1	182.5	4.8	-	-	19.0
Zimbabwe	40.0	-	40.0	-	-	-	-	-	40.0
Overseas countries and territories	104.0	80.0	24.0	-	44.2	-	-	-	59.8
New Caledonia	59.8	35.8	24.0	-	-	-	-	-	59.8
Sint Maarten	44.2	44.2	-	-	44.2	-	-	-	-
South Africa	484.0	484.0	-	200.0	-	-	-	-	284.0
South Africa	484.0	484.0	-	200.0	-	-	-	-	284.0
Asia (excl. Central Asia)	4 875.9	4 835.2	40.7	755.8	2 223.0	241.9	934.9	620.3	100.0
Bangladesh	400.0	400.0	-	-	110.0	40.0	-	250.0	-
Cambodia	260.2	234.0	26.2	-	78.8	181.5	-	-	-
China	900.0	900.0	-	100.0	200.0	-	600.0	-	-
India	2 303.4	2 303.4	-	542.0	1 700.0	12.1	49.3	-	-
Laos	125.0	120.0	5.0	-	125.0	-	-	-	-
Maldives	58.4	58.4	-	-	-	-	-	18.4	40.0
Nepal	100.0	100.0	-	100.0	-	-	-	-	-
Regional - Asia	728.9	719.4	9.5	13.8	9.3	8.3	285.6	351.9	60.0
Central Asia	445.0	445.0	-	73.7	-	100.0	-	-	271.3
Kazakhstan	69.1	69.1	-	-	-	-	-	-	69.1
Regional - Central Asia	20.0	20.0	-	-	-	-	-	-	20.0
Tajikistan	30.0	30.0	-	30.0	-	-	-	-	-
Uzbekistan	325.9	325.9	-	43.7	-	100.0	-	-	182.2
Latin America	4 250.1	4 226.4	23.7	2 136.7	151.8	925.1	153.0	206.5	676.9
Argentina	546.9	538.9	8.0	100.0	91.3	207.3	-	88.3	60.0
Bolivia	55.5	55.5	-	-	-	55.5	-	-	-
Brazil	1 681.1	1 681.1	-	1 238.4	12.0	171.6	7.1	7.1	245.0
Chile	200.0	200.0	-	-	-	200.0	-	-	-
Colombia	183.7	183.7	-	-	48.5	-	-	-	135.2
Ecuador	180.5	169.3	11.2	-	-	169.3	-	11.2	-
El Salvador	33.3	33.3	-	16.7	-	-	-	-	16.7
Mexico	196.8	196.8	-	73.5	-	-	-	-	123.3
Nicaragua	13.2	13.2	-	-	-	13.2	-	-	-
Panama	43.0	43.0	-	-	-	43.0	-	-	-
Peru	81.6	81.6	-	81.6	-	-	-	-	-
Regional - Latin America	1 034.6	1 030.1	4.5	626.6	-	65.4	146.0	100.0	96.8
Former EU Member States	1 388.2	1 388.2	-	392.3	247.0	460.6	162.5	-	125.8
United Kingdom	1 388.2	1 388.2	-	392.3	247.0	460.6	162.5	-	125.8
Total	43 036.8	38 074.4	4 962.4	6 634.5	10 880.7	6 095.2	4 027.5	3 112.1	12 286.7

(*) Includes financial services (equity investments in fund agency agreements).

SECTION III **BORROWINGS RAISED**

Table I MEDIUM AND LONG-TERM BORROWINGS RAISED IN 2022 (BEFORE SWAPS)

Month of issue	Subscription currency	Characteristics (*)	Life (years)	Coupon (%) / Structure	Amount (million)		
					Currency	€	
PUBLIC BORROWING OPERATIONS							
January							
	EUR	2	3.25	0.125000	1 000	1 000	
	EUR	1	4.15	0.000000	500	500	
	EUR	1	4.13	0.000000	250	250	
	MXN	1	5.45	6.500000	400	17	
	USD	1	3.02	synthetic	25	22	
	MXN	1	3.03	7.750000	250	11	
	PLN	1	7.83	3.000000	1 100	243	
	CAD	1	2.99	1.900000	1 400	977	
	ZAR	1	8.03	7.250000	250	14	
	MXN	1	2.41	4.250000	250	11	
	MXN	1	2.41	4.250000	250	11	
	MXN	1	2.38	4.250000	500	21	
	MXN	1	6.04	4.500000	600	26	
	USD	1	2.10	synthetic	19	17	
	EUR	1	5.84	0.000000	500	500	
	AUD	1	5.00	1.800000	1 500	962	
	AUD	1	3.00	1.315000	100	64	
	USD	1	5.17	1.375000	5 000	4 417	
	USD	1	2.00	synthetic	22	20	
	GBP	1	3.42	1.125000	750	899	
	USD	1	2.50	synthetic	16	14	
	EUR	2	10.01	0.250000	4 000	4 000	
	EUR	1	5.00	synthetic	26	26	
	EUR	1	7.79	0.050000	1 000	1 000	
	CZK	1	5.00	3.400000	1 000	41	
February							
	EUR	1	9.04	1.000000	250	250	
	AUD	1	3.64	2.900000	150	95	
	USD	1	2.96	synthetic	20	18	
	MXN	1	2.94	7.750000	250	11	
	PLN	1	7.76	3.000000	250	55	
	ZAR	1	7.94	7.250000	300	17	
	ZAR	1	10.64	6.500000	250	14	
	EUR	1	20.01	1.040000	100	100	
	EUR	1	20.01	1.160000	50	50	
	CZK	1	3.00	2.750000	250	10	
	EUR	2	5.56	0.375000	3 000	3 000	
	EUR	2	20.01	1.385000	50	50	
March							
	EUR	1	7.52	0.250000	250	250	
	EUR	1	5.65	0.000000	250	250	
	EUR	1	4.89	synthetic	17	17	
	USD	1	7.02	1.750000	3 000	2 688	
	AUD	1	10.01	3.000000	200	132	
April							
	EUR	1	14.40	1.125000	100	100	
	EUR	1	15.54	0.500000	250	250	
	EUR	1	7.38	0.250000	500	500	
	MXN	1	2.81	7.750000	250	11	
	MXN	1	2.78	7.750000	250	12	
	USD	1	3.34	2.750000	3 000	2 746	

(*) Characteristics: (1) Operations launched under medium-term note or debt issuance programmes (2) Euro Area Reference Notes (3) Other
(**) In establishing statistics on its borrowing operations, the EIB uses the FX rates valid when the operation is launched.

SECTION III **BORROWINGS RAISED**

Table I MEDIUM AND LONG-TERM BORROWINGS RAISED IN 2022 (BEFORE SWAPS) (continued)

Month of issue	Subscription currency	Characteristics (*)	Life (years)	Coupon (%)/Structure	Amount (million)		
					Currency	€	
PUBLIC BORROWING OPERATIONS							
May							
	MXN	1	2.09	4.250000	550	26	
	ZAR	1	10.38	6.500000	250	15	
	EUR	2	10.07	1.500000	4 000	4.000	
June							
	ZAR	1	7.56	7.250000	300	18	
	CNY	1	3.00	3.300000	430	61	
July							
	EUR	1	15.35	0.500000	1 000	1.000	
	AUD	1	5.49	3.300000	125	85	
August							
	AUD	1	5.49	3.300000	50	34	
	ZAR	1	7.46	7.250000	200	12	
	NOK	1	4.45	1.250000	1 000	102	
	USD	1	5.21	3.250000	4 000	4.029	
	PLN	1	1.00	8.050000	1 050	221	
	PLN	1	1.00	8.050000	700	148	
	HUF	1	3.00	11.500000	15 000	37	
September							
	ZAR	1	4.23	8.125000	200	11	
	AUD	1	3.07	2.900000	500	339	
	PLN	1	0.93	8.050000	750	158	
	EUR	2	7.48	2.250000	4 000	4.000	
	EUR	1	10.01	2.835000	70	70	
	CNY	1	4.00	2.600000	500	72	
	PLN	1	2.98	7.000000	600	126	
October							
	EUR	2	11.01	3.000000	1 000	1.000	
	ZAR	1	2.83	8.750000	250	14	
	PLN	1	15.13	7.000000	100	21	
	SEK	1	5.00	3.250000	1 500	137	
	NOK	1	5.50	3.750000	2 000	195	
November							
	ZAR	1	4.06	8.125000	300	17	
	ZAR	1	2.70	8.750000	250	14	
	AUD	1	3.71	3.100000	300	194	
	ZAR	1	7.19	7.250000	250	14	
	GBP	1	3.49	0.875000	650	741	
	EUR	1	7.02	0.050000	1 000	1.000	
	EUR	1	20.01	3.670000	50	50	
	EUR	3	2.00	2.507000	100	100	
December							
	AUD	1	5.13	3.300000	100	64	
	83	operations				43.814	

(*) Characteristics: (1) Operations launched under medium-term note or debt issuance programmes (2) Euro Area Reference Notes (3) Other
 (***) In establishing statistics on its borrowing operations, the EIB uses the FX rates valid when the operation is launched.

SECTION III **BORROWINGS RAISED**

Table I **MEDIUM AND LONG-TERM BORROWINGS RAISED IN 2022 (BEFORE SWAPS)** (continued)

Month of issue	Subscription currency	Characteristics (*)	Life (years)	Coupon (%) / Structure	Amount (million)	
					Currency	€
PRIVATE BORROWING OPERATIONS						
April						
	CNY	1	2.00	3.425000	350	50
June						
	MXN	1	3.00	10.220000	250	12
July						
	NZD	1	5.00	4.000000	475	289
	AUD	1	10.01	4.135000	107	72
August						
	CNY	1	3.00	2.900000	300	44
	5	operations				466
TOTAL	88	operations				44.280

(*) Characteristics: (1) Operations launched under medium-term note or debt issuance programmes (2) Euro Area Reference Notes (3) Other
 (***) In establishing statistics on its borrowing operations, the EIB uses the FX rates valid when the operation is launched.

SECTION III **BORROWINGS RAISED**

Table J BORROWINGS RAISED FROM 2018 TO 2022 (BEFORE SWAPS)

(Amounts in € million)

	2018		2019		2020		2021		2022	
	Amount	%	Amount	%	Amount	%	Amount	%	Amount	%
European Union										
CZK	36	0.1	-	0.0	-	0.0	-	0.0	51	0.1
DKK	-	0.0	402	0.8	254	0.4	-	0.0	-	0.0
EUR	25 700	42.9	22 700	45.1	32 980	47.1	26 560	38.0	23 270	52.6
GBP	5 108	8.5	6 176	12.3	7 389	10.6	-	0.0	-	0.0
HUF	-	0.0	-	0.0	-	0.0	17	0.0	37	0.1
PLN	1 581	2.6	1 342	2.7	1 793	2.6	1 231	1.8	971	2.2
RON	39	0.1	-	0.0	-	0.0	21	0.0	-	0.0
SEK	878	1.5	631	1.3	1 641	2.3	227	0.3	137	0.3
Total	33 342	55.6	31 251	62.1	44 057	63.0	28 056	50.8	24 467	55.3
Outside the European Union										
AUD	1 369	2.3	1 127	2.2	551	0.8	2 423	3.5	2 042	4.6
CAD	1 929	3.2	892	1.8	730	1.0	1 126	1.6	977	2.2
CNY	64	0.1	167	0.3	141	0.2	128	0.2	227	0.5
GBP	-	-	-	-	-	-	4 900	-	1 640	3.7
HKD	95	0.2	-	0.0	44	0.1	33	0.0	-	0.0
JPY	4	0.0	-	0.0	-	0.0	-	0.0	-	0.0
MXN	570	1.0	94	0.2	280	0.4	165	0.2	168	0.4
NOK	572	1.0	1 944	3.9	1 025	1.5	683	1.0	297	0.7
NZD	119	0.2	-	0.0	-	0.0	149	0.2	289	0.7
RUB	54	0.1	34	0.1	33	0.0	79	0.1	-	0.0
TRY	786	1.3	-	0.0	66	0.1	-	0.0	-	0.0
USD	20 363	34.0	13 849	27.5	22 577	32.3	16 994	24.3	13 881	31.3
ZAR	143	0.2	621	1.2	312	0.4	86	0.1	160	0.4
<i>Synthetic format:</i>										
ARS	50	0.1	21	0.0	-	0.0	-	0.0	-	0.0
BRL	416	0.7	169	0.3	102	0.1	237	0.3	43	0.1
EGP	-	0.0	32	0.1	19	0.0	95	0.1	50	0.1
GEL	-	-	-	-	-	-	52	0.1	-	0.0
IDR	83	0.1	130	0.3	12	0.0	49	0.1	40	0.1
INR	-	0.0	-	0.0	17	0.0	2	0.0	-	0.0
Total	26 616	44.4	19 081	37.9	25 907	37.0	27 200	49.2	19 814	44.7
GRAND TOTAL	59 957 (*)	100.0	50 332 (*)	100.0	69 964 (*)	100.0	55 256 (*)	100.0	44 280 (*)	100.0
of which: fixed	53 821	89.8	44 376	88.2	63 168	90.3	49 909	90.3	44 147	99.7
of which: floating	6 136	10.2	5 956	11.8	6 796	9.7	5 347	9.7	133	0.3
Medium and long-term operations										
- Public borrowing operations	59 835	99.8	49 182	97.7	69 853	99.8	54 889	99.3	43 814	98.9
- Private borrowing operations	122	0.2	1 150	2.3	112	0.2	367	0.7	466	1.1

(*) In establishing statistics on its borrowing operations, the EIB applies the conversion rates obtained when the operation is launched to the amounts actually raised.

SECTION III **BORROWINGS RAISED**

Table K BORROWINGS RAISED (BEFORE SWAPS) IN 2022 UNDER MEDIUM-TERM NOTE OR DEBT ISSUANCE PROGRAMMES (EXCLUDING EARNS AND STAND-ALONE ISSUES)

(Amounts in €million)

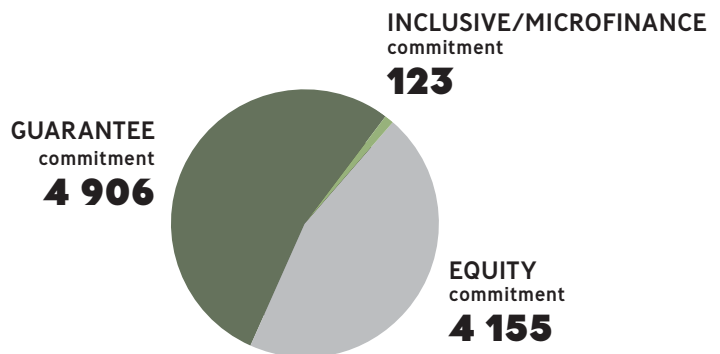
		Currency	€	Number of transactions
Total European Union				
	CZK	1 250	51	2
	EUR	6 163	6 163	18
	HUF	15 000	37	1
	PLN	4 550	971	7
	SEK	1 500	137	1
Total outside the European Union				
	AUD	3 132	2 042	10
	CAD	1 400	977	1
	CNY	1 580	227	4
	GBP	1 400	1 640	2
	MXN	3 800	168	11
	NOK	3 000	297	2
	NZD	475	289	1
	USD	15 102	13 971	9
	ZAR	2 800	160	11
Total			27 130	80

EUROPEAN INVESTMENT FUND

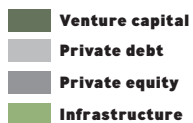
HIGHLIGHTS 2022

EIF 2022 volumes by product (€ million)

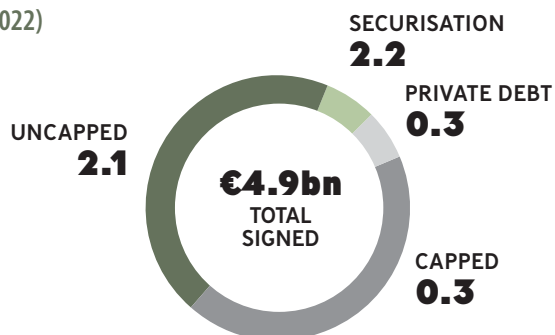
€9.2bn
signed transactions



Equity commitments in €bn (as at 31 December 2022)



Guarantee signatures in €bn (as at 31 December 2022)



Inclusive finance signatures in €m (as at 31 December 2022)



EIF EQUITY SIGNATURES (as of December 2022)

(€ million)

EIF OVERVIEW 2022	DEAL NAME	RESOURCE(S)	GEOGRAPHIC FOCUS	TOTAL
Infrastructure	Eurazeo Transition Infrastructure Fund SLP	EIF (PE) in IEU PP, IEU - Climate and Infrastructure - PP Infra, Infra Climate Funds	Multi-Country	75.0
	Eiffel Transition Infrastructure	EIF (PE) in IEU PP, IEU - Climate and Infrastructure - PP Infra, Infra Climate Funds	Multi-Country	75.0
	WATTS.green Renewable Energy Fund I	EIF (PE) in IEU PP, IEU - Climate and Infrastructure - PP Infra, Infra Climate Funds	Multi-Country	75.0
	SC Climate Impact Fund III	EIF (PE) in IEU PP, IEU - Climate and Infrastructure - PP Infra, Infra Climate Funds	Multi-Country	75.0
	Pearl Infrastructure Capital II SCA, RAIF	EIF (PE) in IEU PP, IEU - Climate and Infrastructure - PP Infra	Multi-Country	100.0
	Mirova Energy Transition 5 SLP	EIF (PE) in IEU PP, IEU - Climate and Infrastructure - PP Infra, Infra Climate Funds	Multi-Country	50.0
	Marguerite III	EIF (PE) in IEU PP, IEU - Climate and Infrastructure - PP Infra, Infra Climate Funds	Multi-Country	100.0
	Construction Energie Plus 2 SLP	EIF (PE) in IEU PP, IEU - Climate and Infrastructure - PP Infra, Infra Climate Funds	Multi-Country	75.0
Private debt	Syntaxis New Europe Fund SCSp	JER-002 Additional funds	Multi-Country	5.0
	EMZ 10	EIF, RCR-PE	Multi-Country	46.0
	Kreos Capital VII	EIF, ERP in GFF-EIF Growth, GFF in GFF-EIF Growth, RCR-PE	Multi-Country	130.0
	Oquendo Senior Debt II SCA SICAV-RAIF	EGF-Selective Loan Funds Facility	Multi-Country	50.0
	Merito Private Debt	EGF-Selective Loan Funds Facility	Italy	30.0
	AMC V SCA RAIF	EIF (PE) in IEU PP, IEU - CMU - PP, RCR-IEU	Multi-Country	40.0
	Round2 Capital Partners II	BMW-i-MDD-2, EIF, LfA GV-MDD-2, NRW-MDD-2, RCR21, SAB-MDD-2	Multi-Country	24.8
	Claret European Growth Opportunities Annex Fund I	EGF-Existing Funds Top-up Facility	Multi-Country	35.0
Alteralia III SCA SICAV-RAIF	EIF (PE) in IEU PP, IEU - CMU - PP	Multi-Country	30.0	
Private equity	HCapital II FCR	EGF-Minimum & Target Fund size Facility	Multi-Country	12.5
	FSI II	EIF, RCR-PE	Multi-Country	50.0
	Volpi Capital Investments III SCSp	EIF (PE) in IEU PP, IEU - CMU - PP, IEU - Digital and CCS - PP, RCR-IEU	Multi-Country	40.0
	FnB Europe Fund II	EIF (PE) in IEU PP, IEU - Climate and Environmental Solutions - PP, IEU - CMU - PP, RCR-IEU	Multi-Country	40.0
	Ring Altitude Growth Capital II	EIF, RCR-PE	Multi-Country	30.0
	SOL-Drei EuVECA GmbH & Co KG	EGF-Turnaround/Special Situation Funds	Multi-Country	30.0
	Resource Eastern European Equity Partners III	EGF-Minimum & Target Fund size Facility	Multi-Country	40.0
	Capital A Fund IV CV	EIF, RCR21	Multi-Country	40.0
	Miura Fund IV	EIF, RCR-PE	Multi-Country	40.0
	Nordic Alpha Partners Fund II K/S	EIF (PE) in IEU PP, IEU - Climate and Environmental Solutions - PP, RCR-IEU	Multi-Country	40.0
	GRO Fund III K/S	EIF, RCR21	Multi-Country	40.0
	Algebris Green Transition Fund SCSp	EIF, RCR-PE	Multi-Country	40.0
	Saari II Ky	EIF (PE) in IEU PP, IEU - CMU - PP, RCR-IEU	Multi-Country	17.5
	Innova/7 SCA SICAV-RAIF	EIF (PE) in IEU PP, IEU - CMU - PP, IEU - Digital and CCS - PP, RCR-IEU	Multi-Country	40.0
	CataCap III KS	EIF, RCR-PE	Multi-Country	39.7
	eEquity Growth V AB	EIF (PE) in IEU PP, IEU - CMU - PP, IEU - CMU - PP - escalar, IEU - Digital and CCS - PP, IEU - Digital and CCS - PP - escalar	Multi-Country	35.9
	Xenon FIDEC	EIF (PE) in IEU PP, IEU - Climate and Environmental Solutions - PP, RCR-IEU	Multi-Country	30.0
	Verdane Edda III (E) AB	EIF, ERP in GFF-EIF Growth, GFF in GFF-EIF Growth, RCR-PE	Multi-Country	40.0
	Andera Mid-Cap 5	EIF, RCR-PE	Multi-Country	30.0
	New Frontier Technology Investments Syndication SCSp	JER-009 Additional Fund	Bulgaria	5.1
	Growth Blue Fund I	IEU - Blue Economy - LE - B, NPI BPF I - Portugal Blue	Multi-Country	28.0
	Ambienta IV	EIF, RCR-PE	Multi-Country	40.0
	Oxy Capital III	EIF (PE) in IEU PP, IEU - CMU - PP, NPI BPF II (FFI), RCR-IEU	Multi-Country	25.0
Cipango I	EGF-Turnaround/Special Situation Funds	France	30.0	

EIF EQUITY SIGNATURES (as at December 2022) (continued)

(€ million)

EIF OVERVIEW 2022	DEAL NAME	RESOURCE(S)	GEOGRAPHIC FOCUS	TOTAL
Private equity	Extens E-Health Fund III SLP	EGF-Minimum & Target Fund size Facility	Multi-Country	30.0
	Raft Capital Baltic Equity Fund	Baltic Innovation Fund 2	Multi-Country	15.0
	Portobello Capital Co-investment Fund SCA SICAV-RAIF	Asset Management Umbrella Fund - European Secondaries Compartment, EIF, RCR-PE	Multi-Country	10.0
	KKA Value Fund II	EIF (PE) in IEU PP, IEU - CMU - PP, IEU - Digital and CCS - PP, RCR-IEU	Multi-Country	30.0
	Miura Expansion Fund I	EIF, RCR-PE	Multi-Country	40.0
	FSN Capital Compass I L.P.	EIF, RCR-PE	Multi-Country	40.0
	Hivest II FCPI	EIF, RCR21	Multi-Country	30.0
	Parquest Capital III	EIF, RCR-PE	Multi-Country	20.0
	Consilium Private Equity Fund IV	EGF-Minimum & Target Fund size Facility	Italy	30.0
	Halder VII GmbH & Co. KG	EIF (PE) in IEU PP, IEU - CMU - PP, RCR-IEU	Multi-Country	25.0
	Invera Private Equity Fund C.V.	EGF-Minimum & Target Fund size Facility	Multi-Country	0.8
	Venture capital	EAF-Germany Rauschenbusch	EIF-ERP in EAF Germany, ERP in EAF Germany, RCR13 in EAF Germany	Germany
EAF-Germany von Selchow		EIF-ERP in EAF Germany, ERP in EAF Germany, RCR13 in EAF Germany	Germany	0.5
CMF-Munich Venture Partners		German CMF	Germany	1.6
EAF-Germany Willenbacher		EIF-ERP in EAF Germany, ERP in EAF Germany, RCR13 in EAF Germany	Multi-Country	4.4
SHIFT Invest III Cooperatief U.A.		EIF, NPI Invest NL - DFF, RCR-VC	Multi-Country	10.0
CMF-Lakestar		German CMF	Germany	2.0
LV II Conopus AB		EIF (PE) in IEU PP, IEU - Digital and CCS - PP	Multi-Country	13.8
Co-investment with Telesystem - Northstar		Luxembourg Future Fund – Co-Investments	Canada	3.5
Co-investment with Rocket Internet Capital Partners - Convelio		EIB-EIF Co-Inv Facility II - AI	France	5.0
Vendep Capital Fund III Ky		EGF-Minimum & Target Fund size Facility	Multi-Country	25.0
Speedinvest Opportunity I EuVECA GmbH & Co. KG		EIF, ERP in GFF-EIF Growth, GFF in GFF-EIF Growth, RCR-VC	Multi-Country	40.0
NVC Fund 2 (E) AB		EIF (PE) in IEU PP, IEU - Climate and Environmental Solutions - PP, RCR-IEU	Multi-Country	30.0
Hventures Capital II AB		EIF, RCR-VC	Multi-Country	15.0
YZR Capital Fund I GmbH & Co. KG		EIF, ERP, LfA-EIF 3, RCR-VC, SDUF – Health Compartment	Multi-Country	30.0
XGen Venture Life Science Fund		IEU - Enabling Sectors - LE, SDUF – Health Compartment	Multi-Country	30.0
Educapital II		EIF (PE) in IEU PP, IEU - Social Entrepreneurship and Impact Investing - PP, RCR-IEU	Multi-Country	25.0
Innovestor Life Science Fund Ky		EIF, RCR-VC, SDUF – Health Compartment	Multi-Country	20.0
Atlantic Labs V GmbH & Co. KG		EIF, ERP, RCR-VC	Multi-Country	20.0
Vsquared Ventures Opportunities II GmbH & Co. KG		EIF (PE) in IEU PP, ERP in GFF-EIF Growth, GFF in GFF-EIF Growth, IEU - Enabling Sectors - PP, LfA-EIF 3	Multi-Country	25.0
OTB Fund II Cooperatief U.A.		EIF (PE) in IEU PP, IEU - Digital and CCS - PP, IEU - Enabling Sectors - PP, RCR-IEU	Multi-Country	45.0
VVNP Fund II		EIF, RCR-VC	Multi-Country	37.0
CARMA Fund I Capital GmbH & Co. KG		EGF-Minimum & Target Fund size Facility, ERP	Multi-Country	30.0
Environmental Technologies Fund 4 LP		EIF, ERP in GFF-EIF Growth, GFF in GFF-EIF Growth, RCR-VC	Multi-Country	35.0
HealthCap IX L.P.		EIF, RCR-VC	Multi-Country	40.0
Green Generation Fund GmbH & Co. KG		ERP, IEU - Climate and Environmental Solutions - LE	Multi-Country	25.0
EQT Growth (No.1) SCSp		EIF, ERP in GFF-EIF Growth, GFF in GFF-EIF Growth, RCR21	Multi-Country	150.0
Zintinus Fund I GmbH & Co. KG		EIF, ERP in GFF-EIF Growth, GFF in GFF-EIF Growth, RCR-VC	Multi-Country	39.0
Citizen CIS Fund		IEU - Social Entrepreneurship and Impact Investing - LE	France	11.3
PureTerra Ventures I Cooperatief UA		EIF (PE) in IEU PP, IEU - Climate and Environmental Solutions - PP, NPI Invest NL - DFF, RCR-IEU	Multi-Country	30.0
Usaldusfond Trind Ventures Fund II		IEU - Digital and CCS - LE	Multi-Country	20.0
Junction Growth Investors Fund CommV	EIF (PE) in IEU PP, ERP in GFF-EIF Growth, GFF in GFF-EIF Growth, IEU - Climate and Environmental Solutions - PP, NPI Invest NL - DFF	Multi-Country	30.0	

EIF EQUITY SIGNATURES (as of December 2022) (continued)

(€ million)

EIF OVERVIEW 2022	DEAL NAME	RESOURCE(S)	GEOGRAPHIC FOCUS	TOTAL	
Venture capital	Volta Ventures II	EGF-Minimum & Target Fund size Facility	Multi-Country	22.7	
	Earlybird DWES Fund VII GmbH & Co. KG	EIF, ERP, LfA-EIF 3, RCR21	Multi-Country	27.6	
	HV Capital COIFacility 1 GmbH & Co. KG	EIB-EIF Co-Inv Facility II - AI, EIF, RCR-VC	Germany	26.7	
	Vsquared Ventures II GmbH & Co. KG	EIF (PE) in IEU PP, ERP, IEU - Enabling Sectors - PP, LfA-EIF 3	Multi-Country	40.0	
	Programma 103	EIF (PE) in IEU PP, IEU - Digital and CCS - PP, IEU - Digital Europe - PP - B, RCR-IEU	Multi-Country	30.0	
	Speedinvest IV EuVECA GmbH & Co. KG	EIF, ERP, LfA-EIF 3, RCR-VC	Multi-Country	55.0	
	Indaco BIO	CDP-ITA Tech II, EGF-Minimum & Target Fund size Facility	Multi-Country	55.0	
	Brighteye Venture Capital	IEU - Digital and CCS - LE	Multi-Country	30.0	
	Klima Energy Transition Fund, FCR	EIF, ERP in GFF-EIF Growth, GFF in GFF-EIF Growth, RCR21	Multi-Country	30.0	
	Indico Opportunity Fund I	EGF-Existing Funds Top-up Facility, NPI BPF I - Portugal Tech	Multi-Country	17.5	
	Bonsai Partners Fund II	EIF, RCR-VC	Multi-Country	40.0	
	Newion Investments IV C.V.	EIF (PE) in IEU PP, IEU - Digital and CCS - PP, RCR-IEU	Multi-Country	25.0	
	Atlantic Labs Co-Invest II GmbH & Co. KG	EIB-EIF Co-Inv Facility II - AI	Germany	7.4	
	Keensight Spark I SLP	EIF, RCR-VC	Multi-Country	20.0	
	Inventure Fund IV Ky	EIF (PE) in IEU PP, IEU - Digital and CCS - PP, RCR-IEU	Multi-Country	30.0	
	FORWARD.one Fund II Coöperatief UA	IEU - Semiconductors- LE - B, NPI Invest NL - DFF	Multi-Country	27.5	
	Co-investment with OTB Fund II - ClearSpace	Luxembourg Future Fund – Co-Investments	Luxembourg	5.0	
	Acton Fund VI GmbH & Co. KG	EIF, ERP in GFF-EIF Growth, GFF in GFF-EIF Growth, LfA-EIF 3, RCR-VC	Multi-Country	45.0	
	Cherry Ventures Opportunities V GmbH & Co. KG	EIF, ERP in GFF-EIF Growth, GFF in GFF-EIF Growth, RCR-VC	Multi-Country	50.0	
	XAnge 4	EGF-Minimum & Target Fund size Facility, ERP	Multi-Country	30.0	
	Shift4Good Fund I SLP	EIF (PE) in IEU PP, IEU - Climate and Environmental Solutions - PP, RCR-IEU	Multi-Country	40.0	
	Rethink Mobility Fund I GmbH & Co. KG	EIF, ERP, LfA-EIF 3, RCR21	Multi-Country	20.0	
	WF World Fund I GmbH & Co. KG	ERP, IEU - Climate and Environmental Solutions - LE, LfA-EIF 3, NPI Invest NL - DFF	Multi-Country	50.0	
	EQT Ventures III SCSp	EIF, ERP in GFF-EIF Growth, GFF in GFF-EIF Growth, RCR-VC	Multi-Country	75.0	
	Hadean Capital II AS	SDUF – Health Compartment	Multi-Country	10.0	
	Sabadell Asabys Health Innovation Investments II, FCR	EIF (PE) in IEU PP, IEU - Enabling Sectors - PP, RCR-IEU	Multi-Country	40.0	
	SHS VI Healthcare Investments GmbH & Co. KG	EIF, ERP in GFF-EIF Growth, GFF in GFF-EIF Growth, RCR-VC	Multi-Country	40.0	
	Fortino Capital Growth PE II	EIF (PE) in IEU PP, IEU - CMU - PP, RCR-IEU	Multi-Country	50.0	
	Cavalry Growth Opportunity Fund II GmbH & Co. KG	EIF (PE) in IEU PP, ERP in GFF-EIF Growth, GFF in GFF-EIF Growth, IEU - CMU - PP	Multi-Country	20.0	
	LSP Dementia Fund Coöperatieve U.A.	EGF-Minimum & Target Fund size Facility, ERP, NPI Invest NL - DFF	Multi-Country	40.0	
	415 Capital Fund II GmbH & Co. KG	EIF, ERP, RCR-VC	Multi-Country	35.0	
	Specialist VC Primary and Secondary Fund II	Baltic Innovation Fund 2, EGF-Minimum & Target Fund size Facility	Multi-Country	18.5	
	Primo Digital	EGF-Minimum & Target Fund size Facility	Multi-Country	25.0	
	UV T-Growth	EGF-Minimum & Target Fund size Facility	Italy	40.0	
	AVP IV	EIF (PE) in IEU PP, IEU - Digital and CCS - PP, RCR-IEU	Multi-Country	40.0	
	Cavalry Ventures III GmbH & Co. KG	EIF, ERP, RCR-VC	Multi-Country	40.0	
	Sofinnova Digital Medicine	EIF (PE) in IEU PP, IEU - Enabling Sectors - PP, RCR-IEU, SDUF – Health Compartment	Multi-Country	44.0	
	Contrarian Ventures Net Zero 2022	IEU - Climate and Environmental Solutions - LE	Multi-Country	25.0	
	Grand total				4 155.2

EIF GUARANTEE SIGNATURES (as of December 2022)

(€ million)

EIF OVERVIEW	DEAL NAME	RESOURCE(S)	GEOGRAPHIC FOCUS	TOTAL
Capped	Banque Populaire Aquitaine Centre Atlantique (BPACA) - Alter'NA	ESIF - EAFRD - Nouvelle Aquitaine	France	3.0
	Credit Agricole - Alter'NA	ESIF - EAFRD - Nouvelle Aquitaine	France	5.0
	ST'ART - IEU - CDG	IEU - CCS - CG	Belgium	4.2
	Mediocredito Trentino-Alto Adige - IEU - CDG	IEU - CCS - CG, IEU - Innov and Digit - CG, IEU - SMEW Sustainability - CG	Italy	6.6
	United Bulgarian Bank - IEU - CDG	IEU - Innov and Digit - CG, IEU - SME Comp - CG, IEU - SMEW Sustainability - CG	Bulgaria	8.7
	Jacobs University Bremen - IEU - CDG	IEU - Skills and Edu - CG	Germany	9.0
	Finnvera Plc. - IEU - CDG	IEU - Innov and Digit - CG, IEU - SMEW Sustainability - CG	Finland	10.2
	BpiFrance - IEU - CDG	IEU - CCS - CG, IEU - SME Comp - CG	France	26.0
	Banco Santander Totta SA - IEU - CDG	IEU - CCS - CG, IEU - Skills and Edu - CG	Portugal	14.0
	Nuevo Micro Bank - IEU - CDG	IEU - MicroFinance - CG, IEU - SME Comp - CG, IEU - SMEW Sustainability - CG, IEU - Social Entrepreneurship - CG	Spain	47.0
	UAB Orion Leasing - IEU - CDG	IEU - CCS - CG, IEU - MicroFinance - CG, IEU - Skills and Edu - CG, IEU - SME Comp - CG, IEU - SMEW Sustainability - CG	Lithuania	3.5
	RIVA Y GARCIA GESTION - IEU - CDG	IEU - Innov and Digit - CG, IEU - SMEW Sustainability - CG	Spain	8.0
	Banque Populaire Alsace Lorraine Champagne - Region Grand-Est - FLPG	Région Grand-Est	France	8.0
	CERSA - IEU - CCG	IEU - CCS - CG, IEU - Innov and Digit - CG, IEU - SME Comp - CG, IEU - SMEW Sustainability - CG	Spain	84.3
	Denmark Green Investment Fund - IEU - CDG	IEU - SMEW Sustainability - CG	Denmark	5.2
	EUROBANK SA - IEU - CDG	IEU - SME Comp - CG	Greece	15.0
	Caisse d'Epargne Grand Est Europe - Region Grand-Est - FLPG	Région Grand-Est	France	8.0
	Credit Agricole Alsace Vosges - Region Grand-Est - FLPG	Région Grand-Est	France	24.0
Private debt	Mount Private Debt Fund II	IEU - DDF	Poland	30.8
	Amundi Senior Impact Debt IV (ASID IV)	IEU - DDF	Multi-Country	30.0
	October SME V	IEU - DDF, NPI Invest NL - DACI	Multi-Country	35.0
	Oak Corporate Credit DAC	EGF-Senior Private Credit (funded)	Multi-Country	70.0
	Eurazeo Sustainable Maritime Infrastructure Fund	EFSl - PC Sub-window I (funded)	Multi-Country	20.0
	Eiffel Impact Direct Lending	IEU - DDF	Multi-Country	30.0
	Anima Alternative 2	IEU - DDF	Multi-Country	30.0
	IB Deuda Impacto Espana Fund	IEU - DDF	Multi-Country	30.0
	Fonds F2E	IEU - DDF	Multi-Country	30.0
	Rivage Climate Solutions Debt SLP	IEU - DDF	Multi-Country	30.0
Regional	Credit Agricole - FOSTER MP EAFRD	ESIF - MP-EAFRD	France	7.0
	Fundusz Gornoslaski (FGSA) - ESIF-Silesia PRSL	ESIF - Silesia Treasury and FI Interest, ESIF-Silesia	Poland	3.2
	Caisse d'Epargne - ESIF - Bourgogne Franche-Comté	ESIF - Bourgogne (G&S)	France	18.0
Securitisation	Citadele Synthetic 2022 (Latvia) - EIF OR / SLA Fronted	EIB-SLA Fronted, EIF GSM	Multi-Country	344.7
	Rabobank Synthetic 2022 (Netherlands) - EGF ABS SLA	EGF-ABS SLA	Netherlands	74.2
	Piraeus Synthetic 2022 (Greece) - EGF ABS SLA	EGF-ABS SLA	Greece	64.3
	Alpha Bank Synthetic 2022 (Greece) - EGF ABS SLA	EGF-ABS SLA	Greece	84.6
	Bank Millennium - OR/EGF ABS SLA	EGF-ABS SLA, EIF GSM	Poland	314.9
	Santander Consumer Bank S.A. Synthetic 2022 (Poland) - OR/SLA Fronted	EIB-SLA Fronted, EIF GSM	Poland	241.5
	LBBW Synthetic 2022 (Germany) - EGF ABS SLA	EGF-ABS SLA	Germany	160.3
	Santander Spain Green RMBS Synthetic 2022 - OR/SLA Fronted	EIB-SLA Fronted, EIF GSM	Spain	104.8
	Caixabank Synthetic 2022 (Spain) - EGF ABS SLA	EGF-ABS SLA	Spain	112.5
	Raiffeisen Bank Romania Synthetic 2022 - SLA Fronted (COVID)	EIB-SLA Fronted (EFSl)	Romania	26.6
	Banca Popolare di Sondrio Synthetic 2022 (Italy) - EGF ABS SLA	EGF-ABS SLA	Italy	47.9

EIF GUARANTEE SIGNATURES (as of December 20221) (continued)

(€ million)

EIF OVERVIEW	DEAL NAME	RESOURCE(S)	GEOGRAPHIC FOCUS	TOTAL
Securitisation	BNL Minerva Synthetic 2022 - SLA Fronted	EIB-SLA Fronted	Italy	86.8
	Unicredit Bank 2022 (Germany) - EGF ABS SLA	EGF-ABS SLA	Germany	146.2
	UniCredit Consumer 2022 (Italy) - OR/EIB SLA	EIB-SLA, EIF GSM	Italy	50.0
	BBVA Consumer Auto ABS 2022 - SLA/OR	EIB-SLA, EIF GSM	Spain	48.0
	BBVA - VELA VI SME Synthetic 2022 (Spain) - EGF ABS SLA	EGF-ABS SLA	Spain	54.0
	UniCredit Spa Synthetic 2022 (Italy) - EGF ABS SLA	EGF-ABS SLA	Italy	128.0
	Unicredit Bulbank Synthetic 2022 (Bulgaria) - EGF ABS SLA	EGF-ABS SLA	Bulgaria	90.0
Uncapped	Alba Leasing 2 - IFSMEG	InnovFin Enhancement (EFSI)	Italy	60.0
	Bank Leumi - IFSMEG	InnovFin SMEG	Israel	46.6
	Unicredit Bank Austria - IFSMEG	InnovFin Enhancement (EFSI)	Austria	35.0
	Erste & Steiermärkische Bank - IFSMEG (COVID)	InnovFin Enhancement (EFSI)	Croatia	44.4
	Komerční Banka 2 - IFSMEG (COVID)	InnovFin Enhancement (EFSI)	Czech Republic	25.0
	Deutsche Bank Germany - IFSMEG (COVID)	InnovFin Enhancement (EFSI)	Germany	80.0
	Vækstfonden 2 - IFSMEG (COVID)	InnovFin Enhancement (EFSI)	Denmark	50.0
	Svensk Exportkredit - IFSMEG (COVID)	InnovFin Enhancement (EFSI)	Sweden	30.0
	SVC - IEU - UDG	IEU - Innov and Digit - UG, IEU - SME Comp - Solvency - UG, IEU - SMEW Sustainability - UG	Spain	101.0
	Raiffeisen Bank International AG - IEU - UDG	IEU - Innov and Digit - UG, IEU - SMEW Sustainability - UG	Austria	35.0
	OP Osuuska (Finland) - IEU - UDG	IEU - Innov and Digit - UG, IEU - SIW Sustainability - EERE - UG, IEU - SME Comp - Solvency - UG, IEU - SMEW Sustainability - UG	Finland	148.7
	Alter5 Financial Technologies, S.L. - IEU - UDG	IEU - SIW Sustainability - EERE - UG	Spain	30.0
	Bpifrance - IEU - UDG	IEU - Innov and Digit - UG, IEU - SME Comp - Solvency - UG, IEU - SMEW Sustainability - UG	France	250.0
	Intesa Sanpaolo S.p.A. (Italy) - IEU - UDG	IEU - Innov and Digit - UG, IEU - SMEW Sustainability - UG	Italy	100.0
	AB Mano Bankas - IEU - UDG	IEU - SME Comp - Solvency - UG, IEU - SMEW Sustainability - UG	Lithuania	30.0
	Merkur Cooperative Bank - IEU - UDG	IEU - SMEW Sustainability - UG	Denmark	15.0
	ING Belgium - IEU - UDG	IEU - Innov and Digit - UG, IEU - SMEW Sustainability - UG	Belgium	150.0
	Almi AB - IEU - UDG	IEU - Innov and Digit - UG, IEU - SMEW Sustainability - UG	Sweden	75.8
	Erste & Steiermärkische Bank d.d. - IEU - UDG	IEU - CCS - UG, IEU - Innov and Digit - UG, IEU - SIW Sustainability - EERE - UG, IEU - SMEW Sustainability - UG	Croatia	50.0
	Nordea Bank - IEU - UDG	IEU - Innov and Digit - UG, IEU - SMEW Sustainability - UG	Multi-Country	115.0
	OQUENDO CAPITAL - IEU - UDG	IEU - SME Comp - Solvency - UG	Spain	21.0
	BBVA - IEU - UDG	IEU - Innov and Digit - UG, IEU - SMEW Sustainability - UG	Spain	200.0
	Unicredit Bank Austria - IEU - UDG	IEU - Innov and Digit - UG, IEU - SMEW Sustainability - UG	Austria	90.0
	Caixa Bank - IEU - UDG	IEU - Innov and Digit - UG, IEU - SMEW Sustainability - UG	Spain	150.0
	Ceska sporitelna - IEU - UDG	IEU - Innov and Digit - UG, IEU - SMEW Sustainability - UG	Czech Republic	40.0
	BPCE - IEU - UDG	IEU - Innov and Digit - UG	France	100.0
	Grand total			

EIF INCLUSIVE FINANCE SIGNATURES (as of December 2022)

(€ million)

EIF OVERVIEW	DEAL NAME	RESOURCE(S)	GEOGRAPHIC FOCUS	TOTAL	
Capped	OMRO IFN SA - IEU - CDG	IEU - MicroFinance - CG	Romania	2.0	
	Erste Bank 2 - EaSI - MF	EaSI-GFI MF	Austria	0.5	
	Vitas Institutie Financiara Nebancara SA - IEU - CDG	IEU - MicroFinance - CG	Romania	1.9	
	microStart SC-ES - IEU - CDG	IEU - MicroFinance - CG	Belgium	3.0	
	Microfinance Ireland - IEU - CDG	IEU - MicroFinance - CG	Ireland	3.2	
	Adie - IEU - CDG	IEU - MicroFinance - CG	France	9.0	
	France Active Investment - IEU - CDG	IEU - Social Entrepreneurship - CG	France	5.0	
	Redi Economic Development S.A - EaSI - MF	EaSI-GFI MF	Multi-Country	1.0	
	Qredits - IEU - CDG	IEU - MicroFinance - CG	Netherlands	12.0	
	Triodos 2 - EaSI - SE	EaSI-GFI SE	Netherlands	2.6	
	Laboral Kutxa - EaSI - SE	EaSI-GFI SE	Spain	0.7	
	Patria Credit IFN SA - IEU - CDG	IEU - MicroFinance - CG	Romania	5.0	
	Colonya Caixa Pollenca 3 - EaSI MF	EaSI-GFI MF	Spain	0.8	
	3Bank (former Opportunity Bank Serbia) - EaSI - MF	EaSI-GFI MF	Serbia	1.2	
	Noviti Finance 2 - EaSI MF	EaSI-GFI MF	Multi-Country	1.0	
	BCR Social Finance IFN SA - IEU - CDG	IEU - MicroFinance - CG	Romania	4.0	
	Triodos Bank - IEU - CDG	IEU - Social Entrepreneurship - CG	Multi-Country	10.1	
	Microlux - IEU - CDG	IEU - MicroFinance - CG	Luxembourg	1.0	
	Almi AB - IEU - CDG	IEU - MicroFinance - CG	Sweden	7.9	
	Patria Bank - IEU - CDG	IEU - MicroFinance - CG	Romania	7.0	
	Patria Credit 2 - EaSI - MF	EaSI-GFI MF	Romania	1.2	
	BT Microfinantare IFN S.A. (BT Mic) - IEU - CDG	IEU - MicroFinance - CG	Romania	8.5	
	CGM Finance Società Cooperativa Sociale Impresa Sociale - IEU - CDG	IEU - Social Entrepreneurship - CG	Italy	3.0	
	Ceska sporitelna - IEU - CDG	IEU - MicroFinance - CG	Czech Republic	2.2	
	Loans	Finora Capital - EaSI Funded - MF	EaSI - Funded Product	Estonia	2.0
		Froda AB - EaSI Funded - MF	EaSI - Funded Product	Sweden	4.8
Fondi Besa - EaSI Funded - MF		EaSI - Funded Product	Albania	10.0	
Maritza Invest - EaSI Funded - MF		EaSI - Funded Product	Bulgaria	2.0	
SIS Credit - EaSI Funded - MF		EaSI - Funded Product	Bulgaria	2.0	
OMRO - EaSI Funded - MF		EaSI - Funded Product	Romania	2.0	
Agro&Social Fund - EaSI Funded - MF		EaSI - Funded Product	Albania	1.0	
Hupoteeklaen 2 - EaSI Funded - MF		EaSI - Funded Product	Estonia	5.0	
Grand total			122.5		



FINANCING AND BORROWING ACTIVITIES

2022