


J. R. Harwood.



The Jewry Wall from the west, after removal of modern brickwork

Reports of the Research Committee
of the
Society of Antiquaries of London

No. XV


Published in conjunction with the Corporation of the City of Leicester

Excavations at the
Jewry Wall Site, Leicester

By

Kathleen M. Kenyon, M.A., F.S.A.

with sections by Dr. F. Oswald, E. Birley, M. R. Hull, G. C. Dunning,
A. W. G. Lowther, J. S. Kirkman, B. W. Pearce, Dr. A. J. E. Cave
and Dr. J. Wilfrid Jackson



Oxford

Printed at the University Press by Charles Batey for
The Society of Antiquaries
Burlington House, London
and

The Corporation of the City of Leicester

1948

PRINTED IN GREAT BRITAIN

JEWRY WALL EXCAVATION COMMITTEE

1936

HIS GRACE THE DUKE OF RUTLAND, F.S.A.	<i>President</i>
THE RT. HON. THE EARL FERRERS, F.R.I.B.A., F.S.A.	} <i>Vice-Presidents</i>
MR. C. J. BOND, C.M.G., F.R.C.S.	
MR. H. PERCY GEE	
*MR. COLIN D. B. ELLIS, M.C.	<i>Chairman of Executive Committee</i>
*MR. J. ALFRED HOPPS, F.C.A.	<i>Hon. Treasurer</i>
*MR. WALLER K. BEDINGFIELD, F.R.I.B.A.	<i>Hon. Secretary</i>
MISS KATHLEEN M. KENYON, M.A.	<i>Director of Excavations</i>
MISS DU PLAT TAYLOR	<i>Assistant Director</i>

MEMBERS

DR. R. E. MORTIMER WHEELER, M.C., D.LITT., V.-P.S.A.	} <i>Society of Antiquaries</i>
*DR. FELIX OSWALD, F.S.A.	
DR. R. E. MORTIMER WHEELER, M.C., D.LITT., V.-P.S.A.	} <i>Society for Promotion of Roman Studies</i>
MR. J. HOLLAND WALKER, M.B.E., F.S.A., F.R.HIST.S.	
*MR. P. K. BAILLIE REYNOLDS, M.A., F.S.A.	} <i>Royal Arch. Inst.</i>
THE LORD MAYOR (COUNCILLOR R. HALLAM)	
*ALDERMAN CHARLES SQUIRE	} <i>H.M. Office of Works</i>
*COUNCILLOR W. H. FREESTONE	
*COUNCILLOR J. MINTO	
*MR. A. T. GOOSEMAN, M.I.C.E., City Engineer	} <i>The City Council</i>
*MR. L. G. HANNAFORD, F.R.I.B.A., Chief Architectural Asst.	
*DR. E. E. LOWE, B.SC., Director of City Museum	
MR. J. W. BRIGGS, City Museum	
LT.-COL. R. E. MARTIN, C.M.G.	} <i>City Officials</i>
THE RIGHT REVEREND THE LORD BISHOP OF LEICESTER	
THE HIGH SHERIFF OF LEICESTERSHIRE (MAJOR J. E. VICCARS, D.S.O.)	} <i>Leicestershire County Council</i>
MR. T. T. SAWDAY, F.R.I.B.A.	
MR. CLEMENT STRETTON, F.R.I.B.A.	} <i>Leicester Society of Architects</i>
MR. ALBERT HERBERT, F.R.I.B.A., F.S.A.	
*MR. L. H. IRVINE, M.B.E., M.A.	} <i>Leicester Archaeological Society</i>
DR. N. I. SPRIGGS, M.A., F.R.C.S.	
MR. S. H. SKILLINGTON	
MR. C. S. BIGG, M.A.	
MR. THOS. HACKING, M.SC.	
MR. ROBERT HOLT	
MR. A. A. IRONSIDE	
MR. WM. JOHNSON	
MR. WM. KEAY, F.R.I.B.A.	
MR. A. J. PICKERING	
MR. A. L. TABOR	

* Member of Executive Committee

CONTENTS

INTRODUCTION	1
Historical Summary	3
Detailed Description of the Site	9
The plan of Ratae and its relation to the Fosse Way	38
The Raw Dykes	40
Chronological Table	42
SAMIAN POTTERY. <i>By</i> DR. FELIX OSWALD, F.S.A.	43
THE COARSE POTTERY	73
THE MORTARIUM STAMPS. <i>By</i> E. BIRLEY, F.S.A.	214
STAMPS ON BELGIC PLATTERS. <i>By</i> M. R. HULL, F.S.A.	221
MEDIEVAL POTTERY. <i>By</i> G. C. DUNNING, F.S.A.	222
SMALL FINDS	249
MISCELLANEOUS FINDS	273
RELIEF-PATTERNED FLUE-TILES FROM THE FORUM SITE. <i>By</i> A. W. G. LOW- THER, F.S.A.	275
COINS. <i>By</i> B. W. PEARCE, F.S.A.	279
A CRANIUM FROM THE FORUM SITE, LEICESTER. <i>By</i> DR. A. J. E. CAVE	283
ANIMAL BONES. <i>By</i> DR. J. WILFRID JACKSON, F.S.A.	285
GENERAL INDEX	287
INDEX TO POTTERY	290

LIST OF PLATES

- I. The Jewry Wall from the west after removal of modern brickwork.
- II.
 - a. General view of the south half of the site from the west.
 - b. The Jewry Wall from the west before the removal of modern brickwork.
- III.
 - a. The Jewry Wall from the south with part of the rooms in the south-east angle of the Forum.
 - b. The Jewry Wall from the south.
- IV.
 - a. Earliest occupation: pits and fire-place.
 - b. Pier in House SE. III.
 - c. Traces of timber posts and planking in House J.W. 1.
 - d. Successive floor and occupation levels in north group of early buildings cut by foundation trench of Forum-level.
- V.
 - a. North wall of Basilica and north pier of western aisle.
 - b. North wall of Basilica and matrix of herringbone paving.
 - c. Fourth pier of western aisle of Basilica.
 - d. North wall of Basilica, north pier of western aisle, and matrix of herringbone floor.
- VI.
 - a. Southernmost recess on east side of Jewry Wall.
 - b. Niche in southernmost recess in east side of Jewry Wall.
 - c. Central niche in east side of Jewry Wall.
 - d. Southern entrance from Basilica to Forum from the east.
- VII.
 - a. Niche on north side of southernmost recess in east side of Jewry Wall.
 - b. Rooms in north-eastern angle of the Forum.
 - c. Latrine in Room III.
- VIII.
 - a. Northern road and north outer portico from the east.
 - b. North range of Forum with disturbed soil removed.
- IX.
 - a. Subsidence adjoining main in south-east angle.
 - b. In centre, fragment of original (Forum) drain; on right, rebuilt (Bath period) drain.
 - c. In centre, fragment of original (Forum) drain with line of subsidence dipping away from it; on left, rebuilt (Bath period) drain.
- X.
 - a. Subsidence on south side of Forum from the east.
 - b. Edge of subsidence on south side of Forum from the south.
- XI.
 - a. Northern apse of Baths from the west.
 - b. Northern apse of Baths from the east.
 - c. Southernmost of western apses of Baths.
 - d. Southern apse of Baths.
- XII.
 - a. Basis of hypocaust in Room IX.
 - b. Bath-period drain running from south-east to north-east rooms.
 - c. Fallen fragment of hypocaust pila.
- XIII.
 - a. Bath-period drain in south-east angle.
 - b. Northern apse of Baths impinging on north range of Forum, from the east.
- XIV.
 - a. Foundation trench of southern apse of Baths (right) cutting through Forum floor.
 - b. Wall of Period IV building overriding Bath-period wall.
 - c. Robber trench of southern wall of Bath court-yard with successive levels of court-yard.
- XV.
 - a. Period IV building (water-tank?) from the west.
 - b. Period IV building (water-tank?) from the east.

- xvi. *a.* Rebuild of south wall of Period IV (water-tank?) building.
b. Drain in north-west corner of site.
c. Base of pier in Period IV (water-tank?) building.
d. Base of pier in Period IV (water-tank?) building.
- xvii. *a.* Northern road from east showing ruts and medieval wells.
b. Northern road from west showing ruts and repair.
- xviii. *a.* Medieval furnace.
b. Medieval walls in north outer portico.
c. Medieval furnace with top of adjacent wall of Forum reddened
- xix. Raw Dykes.
- xx. Medieval pottery.
- xxi. Medieval pottery.
- xxii. *a.* Spindle whorls and stone bracelet.
b. Glazed medieval tile.
c. Hone stones.
- xxiii. *a.* Buckle and terret-ring types.
b. Head from side of Castor-ware jug.
c. Gold ring.
d. Iron wedges and knife.
e. Iron arrow-head.
- xxiv. *a.* Architectural fragment.
b. Architectural fragment.
c. Brick with child's footprints.
- xxv. *a, b, d.* Relief-patterned flue-tiles.
c. Slate roof-tile.
- xxvi. Plan of Forum.
- xxvii. Plan of Baths.
- xxviii. Plan of Ratae Coritanorum.
- xxix. Plans of British Fora and Basilicae.
- xxx. Roman town plans with reference to the Fosse Way.
- xxxi. Sections A-H.
- xxxii. Sections J-O.
- xxxiii. Sections P-U, and sections through the Raw Dykes.

LIST OF ILLUSTRATIONS IN THE TEXT

1. Throsby's plan of <i>Ratby</i>	4
2. The central portion of the west wall of the Basilica, from Stukeley's drawing	16
3. The Basilica of Ladenburg	27
4. Samian from early Pits, A.D. 35-50 and House J.W. 2	44
5. Samian from deposits contemporary with Forum (I)	46
6. Samian from deposits contemporary with Forum (I)	49
7. Samian from deposits contemporary with Bath Building (II), A.D. 150-60 and Level III, c. A.D. 180	51
8. Samian from Level V, c. A.D. 200	53
9. Samian from Level VI, c. A.D. 220 and Level VII, first half third century	55
10. Samian from Level IX, first quarter fourth century	57
11. Samian from West Block, 2nd and 3rd levels of Bath Building, S.W. Block, second level and make-up of top surviving road surface	58
12. Early Samian from later contexts: Tiberian, Claudian	60
13. Early Samian from later contexts: Claudius-Nero, Neronic, Nero-Vespasian	62
14. Early Samian from later contexts: Vespasianic	64
15. Early Samian from later contexts: Vespasianic	66
16. Early Samian from later contexts: Domitianic	68
17. Early Samian from later contexts: Trajanic, Trajan-Hadrian. Samian from disturbed levels: Hadrian-Antonine, Antonine	70
18. Mortaria type series	76
19. Pie-dish and flanged-dish type series	82
20. Straight-sided and bead-rim dish series	85
21. Carinated and reeded-rim bowl type series	87
22. Flanged-bowl type series	90
23. Miscellaneous bowls and wide-mouthed jars	93
24. Necked-bowl type series	94
25. Necked-jar type series	96
26. Cavetto-rim jar, bead-rim jar, and poppy-head beaker type series	100
27. Everted-rim jar type series	106
28. Ring-neck jug and flagon type series	110
29. Storage-jar type series	113
30. Storage-jar (<i>cont.</i>) and cooking-pot type series	117
31. Lid type series	119
32. Castor ware type series	122
33. Amphora type series	123
34. Coarse pottery from early pits, A.D. 35-50	126
35. Coarse pottery from early pits, A.D. 35-50; later pit, Flavian, and Belgic vessels from other contexts	130

LIST OF ILLUSTRATIONS IN THE TEXT

36. Coarse pottery from Pit 4, Claudian–Neronian	134
37. Coarse pottery from House J.W. I–Ia, earliest Roman occupation; House SE. I, earliest Roman occupation; House SE. II, to A.D. 75–80; House SE. IIa, Vespasian–Domitian; House SE. III, to A.D. 90–100	136
38. Coarse pottery from SE. IV, Trajanic	142
39. Coarse pottery from SE. IV, Trajanic (<i>cont.</i>)	145
40. Coarse pottery from House N. I, A.D. 80–90; House N. II, to A.D. 95; House N. IIa, to A.D. 100; House N. III, to A.D. 105; House N. IV, to A.D. 110; House N. V, A.D. 110–20	148
41. Coarse pottery from deposits contemporary with Forum (I), to A.D. 125–30	154
42. Coarse pottery from deposits contemporary with Forum (I), to A.D. 125–30 (<i>cont.</i>)	156
43. Coarse pottery from deposits contemporary with Forum (I), to A.D. 125–30 (<i>cont.</i>)	160
44. Coarse pottery from deposits contemporary with Bath Building (II), to A.D. 150–60	164
45. Coarse pottery from deposits contemporary with Bath Building (II), to A.D. 150–60 (<i>cont.</i>)	169
46. Coarse pottery from Level III, to A.D. 180	172
47. Coarse pottery from Level III, to A.D. 180 (<i>cont.</i>)	176
48. Coarse pottery from Level V, to A.D. 200	180
49. Coarse pottery from Level VI, to A.D. 220	184
50. Coarse pottery from Level VII, first half third century	190
51. Coarse pottery from Level VII, first half third century (<i>cont.</i>) and from Level VIII, second half third century	194
52. Coarse pottery from Level IX, first quarter fourth century	198
53. Coarse pottery from Level IX, first quarter fourth century (<i>cont.</i>)	201
54. Coarse pottery from Room VI, Level X, mid fourth century	203
55. Coarse pottery from SE. Angle, Level X, to c. A.D. 360–70	206
56. Late coarse pottery from disturbed levels: Drain Robber; unstratified	210
57. Miscellaneous unstratified coarse pottery	212
58. Potters' stamps on mortaria	216
59. Twelfth-century pottery from Pit Med. I	225
60. Miscellaneous twelfth-century pottery	227
61. Twelfth-century pottery from Leicester, and from Glaston, Rutland	229
62. Late twelfth century pot from Leicester	229
63. Jug from Belgrave Gate, Leicester	229
64. Whetstones of granulite	230
65. Distribution-map of medieval whetstones of mica-schist. Inset: schist hone from St. Giles' Hill, Winchester	231
66. Thirteenth-century pottery from Pit Med. 2	234
67. Pottery cauldron from Pit Med. 2	235
68. Storage-jars	235
69. Thirteenth-century decorated jug	237
70. Development of pattern on decorated jug	237

LIST OF ILLUSTRATIONS IN THE TEXT

xi

71. Thirteenth-century decorated jug	240
72. Development of pattern on decorated jug	240
73. Thirteenth-century decorated jug from Coventry	241
74. Thirteenth-century decorated jug from Coventry	242
75. Development of pattern on decorated jug from Coventry	242
76. Fourteenth-century decorated jug	245
77. Development of pattern on decorated jug	245
78. Fifteenth-century jugs	247
79. Jug dated early fifteenth century from Leicester Castle	247
80. Brooch types	250
81. Brooch types (<i>cont.</i>)	251
82. Brooch types (<i>cont.</i>)	252
83. Bracelet and ring types; stone mould	254
84. Bronze ornaments	256
85. Medieval bronze ornaments	257
86. Bronze toilet and surgical implements, keys and lock	258
87. Miscellaneous bronze objects	259
88. Bronze stud and nail types	261
89. Bronze pin and needle types	263
90. Bone pin types	265
91. Bone needle and counter types	267
92. Objects of bone	268
93. Bead types	269
94. Objects of jet, shale, and amber	270
95. Gold ring with sard intaglio	271
96. Three-horned bull in bronze	272
97. Relief-patterned flue-tile type 7	275
98. Relief-patterned flue-tile type 9	276
99. Relief-patterned flue-tile type 13	277
100. Relief-patterned flue-tile type 30	277

INTRODUCTION

THE excavations of which the report is given here were carried out for four seasons from 1936 to 1939 inclusive. Their occasion was the purchase by the Corporation of Leicester of the area to the west of the Jewry Wall as a site for new Municipal Baths. The Jewry Wall had long been recognized as part of an important Roman building, and one of the finest surviving fragments of Roman masonry in the country, and it was among the first monuments to be taken over (in 1920) by the newly formed Ancient Monuments Branch of the Office of Works. But though it was clearly part of a public building, it was quite uncertain what that building was, as is shown by Haverfield's discussion¹ of the problem. For many years only the east side, facing St. Nicholas' Church across a narrow passage, had been visible, Rust's factory being built right up against its west side. Pl. II *b* shows how its west side was filled in with modern brickwork, against which the factory was built. The purchase of the site by the Corporation provided the opportunity, and presented an imperative need, for the investigation of the site, and indeed the first opportunity for the excavation of any extensive area within the Roman city of Ratae Coritanorum.

The matter was therefore taken up by the Leicester Literary and Philosophical Society, and the Corporation readily granted permission for excavation to take place prior to the building operations. An Excavation Committee was formed under the presidency of the late Duke of Rutland, F.S.A., which undertook the task of raising funds for the work. The arrangements for the excavations were entrusted to an Executive Committee with Mr. C. D. B. Ellis, F.S.A., as Chairman and Mr. W. K. Bedingfield, F.R.I.B.A., as Secretary. To the energy and enthusiasm of these two gentlemen the successful execution of the work owes a very great deal. To them fell the tasks of negotiation with the city authorities, of raising funds, and generally of smoothing the way of the excavators. Both were indefatigable in their visits to the site while work was in progress, and I am deeply grateful for their great kindness and inspiring enthusiasm.

Excavation was begun in May 1936 as demolitions were proceeding. By the most helpful co-operation of the Sanitary and Baths Committee of the Corporation it was recognized that the removal of the soil from the site down to a certain level would be necessary for the construction of the baths, and responsibility for the estimated cost of this by ordinary methods was therefore taken by the Corporation, leaving only the additional cost of the removal by archaeological methods to be met by the Excavation Committee. This invaluable co-operation on the part of the city authorities alone made possible an excavation which involved the clearing of some 6 ft. of top soil before Roman levels were reached, and the removal from the site of many thousands of tons of soil and modern masonry.

In the course of the first season's work it became clear that the Jewry Wall formed the west wall of the Basilica of the Roman town, the archways through it being the entrance

¹ *Archaeological Journal*, lxxv (1918).

INTRODUCTION

from the Basilica to the Forum, which lay underneath the site being excavated. In the minds both of citizens of Leicester interested in the history of their city and of archaeologists there arose the question as to whether the city would be justified in obliterating beneath a modern building, however much needed, the visible remains of the earliest civic centre. The matter was very fully discussed, and an official inquiry was held by the Ministry of Health. As a result, it was decided that the site should be preserved, and that the Corporation should bear the full cost of its excavation and its laying out as a public monument. This enlightened action by the Corporation has provided an outstanding example to civic authorities throughout the country, and has undoubtedly given Leicester a magnificent monument to the continuity of its civic existence. British archaeology owes the Corporation of Leicester a very real debt.

The work of excavation continued for the next three years under these new conditions, and was fortunately completed just before the outbreak of war. The work of laying out the site, however, was hardly begun, apart from the consolidation of the masonry by the staff of the Office of Works, and it will be some years before conditions will allow this to be carried through and the site to become the attractive one it undoubtedly will some day be. The war has also been responsible for delay in the appearance of this report, as a war-time job and conditions in London placed many difficulties in the way of its preparation, particularly since the great quantity of soil shifted produced enormous quantities of pottery and other finds which had to be examined.

During the excavation and in the preparation of the report I received help from a great number of people. In the first place, I must express my personal thanks to representatives and employees of the Corporation. Successive Lord Mayors took a real interest in the work, and with other Councillors frequently visited the site. The late Alderman Charles Squire, Chairman of the Museums and Libraries Sub-Committee, was throughout a tower of strength. The Museum authorities were of the utmost assistance and Dr. E. E. Lowe, Director of the Museum, was unfailingly kind and helpful, and allowed his staff to do anything in their power to help. In particular, Mr. F. Cottrill, Keeper of the Department of Archaeology from 1938, by his help in consultations on difficult points, by his undertaking the planning of the remains, of the drawing of some of the pottery, and in many other ways, gave indispensable assistance. Officials of the Highways and Sewers Department, particularly Mr. Hannaford and Mr. Tyldesley, were also most helpful and pleasant to deal with. In the second place, I must thank officials of the Office of Works for their co-operation at all stages of the negotiations and work, particularly Mr. J. P. Bushe-Fox, F.S.A., then Chief Inspector, and Mr. P. K. Baillie-Reynolds, F.S.A., Inspector for England. To Dr. R. E. M. Wheeler, F.S.A., I am indebted for constant interest and advice and for practical help in every way.

In the work of excavation I had much assistance. I would especially like to thank Mr. A. E. Sutton, foreman throughout the four seasons, to whom I owe much for the happy relations established with the workmen and the zeal with which they carried out the work. Many archaeologists, volunteers and students, both local and from the Institute of Archaeology, helped during the course of the work. I can only mention

Miss Joan du Plat Taylor, Miss Diana Ashcroft, and Mr. A. J. Arkell by name, but to all I am most grateful. I must also thank Mr. J. K. Peel for his help in explaining the site to visitors and in the general arousing of interest.

For help in the preparation of the report I would like to thank Miss F. Patchett, Miss D. Parker, Miss E. Dray, Mr. Dudley Waterman, and Mr. C. O. Waterhouse for drawing pottery and objects, and Mr. M. B. Cookson for the photographs. Various reports on special groups of finds are appended, notably those of Dr. F. Oswald, F.S.A., on the Samian pottery, Mr. E. B. Birley, F.S.A., on the mortaria stamps, Mr. M. R. Hull, F.S.A., on the Belgic potters' stamps, Mr. B. W. Pearce, F.S.A., and Mr. J. S. Kirkman on the coins, Mr. A. W. G. Lowther, F.S.A., on the relief-patterned flue-tiles, Dr. Wilfrid Jackson, F.S.A., on the animal bones, Dr. A. J. E. Cave, on the cranium, and Mr. G. C. Dunning, F.S.A., on the medieval pottery. To all these contributors I am most grateful for the time and labour they have devoted to their invaluable reports.

The excavation of the site was not an easy matter. Modern buildings, including a factory chimney, deep engine beds, and some cellars, had all contributed to the destruction of Roman remains, begun by medieval stone robbers and well and pit diggers. Sufficient, however, remained to elucidate the history and structure of the Forum and succeeding Bath Building, and to provide a foundation for the history of *Ratae Coritanorum*.

HISTORICAL SUMMARY

The position of *Ratae* on the line of the Fosse Way, which has been shown¹ to have formed a temporary frontier during an early stage in the Roman conquest of Britain, suggests that it was founded at an early stage in this conquest. At this stage it would presumably have held a garrison, and the discovery in 1855 of a tile bearing the stamp of the VIIIth Legion² indicates that a detachment of this legion was stationed there. The excavation of the Jewry Wall site, however, has proved that this particular area was not included within the legionary camp. The camp would, of course, have been smaller in size than the Roman town, and may lie elsewhere within its boundaries. It might certainly, however, have been expected that it would have included such a central position as the site in question, and it is possible that the camp lay outside the area of the town. It may be suggested that the earthworks at Ratby, of which a plan made by Throsby in 1791³ is reproduced on p. 4, may be the actual site. The position is a commanding one on the hills, 3 miles west of Leicester. The shape of the camp certainly suggests a Roman rather than an earlier or later origin, while a small sherd of Roman mortarium was picked up in a rabbit scrape in 1938. Excavation is obviously necessary to prove this suggestion.

But though the site of the legionary camp has not yet been established, the type of the earliest occupation on the Jewry Wall site proved that it was not in that particular area. Everywhere on the site the lowest levels consisted of native occupation of a primitive

¹ Collingwood, *J.R.S.* xiv.

² Haverfield, 'Roman Leicester', *Arch. J.* lxxv, 1918.

³ J. Throsby, *The History and Antiquities of the Ancient Town of Leicester*, p. 362.

INTRODUCTION

type, dating to between A.D. 35 and 50 (see pp. 144-5). As is described below, the settlement probably represents a northward expansion of Belgic tribes in the years immediately preceding the Roman conquest, with occupation continuing after the establishment of the Roman military post in the neighbourhood.

The levels succeeding this first one of native type give clear evidence of the gradual evolution of a Romano-British country town. From the period when the frontier was advanced to the west and north of Britain, Ratae no doubt became a purely civil centre, and the name, Ratae Coritanorum, indicates that it was the administrative centre of the

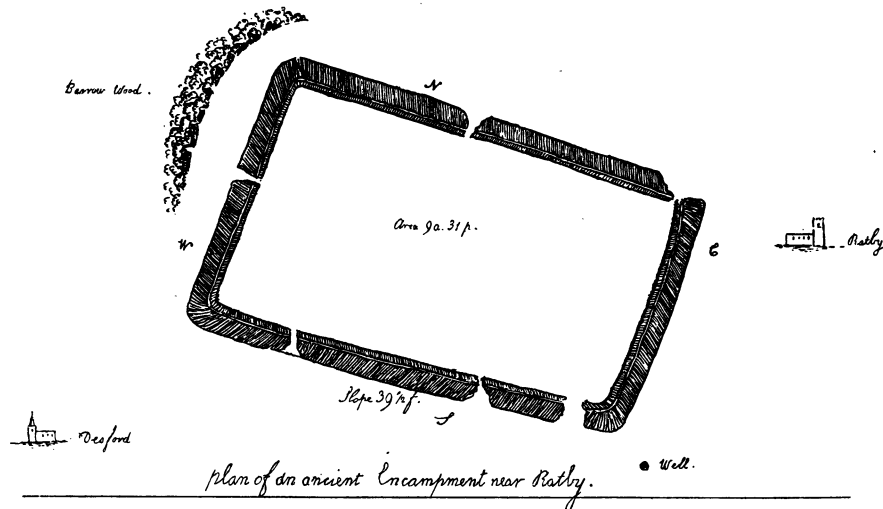


FIG. 1. Throsby's plan of Ratby

large tribe of the Coritani. The inhabitants would have been mainly native, presumably increasingly ruled by the more advanced and romanized elements among their own people, and themselves becoming more and more assimilated to the general type of Roman provincials. The successive levels show just this process of gradual romanization, as will be shown by the detailed description below.¹

The course of events was very similar to that in a number of other Romano-British towns. The Flavian period was one of apparent prosperity, during which the inhabitants came to use almost entirely Roman pottery and other objects, but in which the buildings were still largely of timber, though planned after the Roman manner.

The big development in municipal building, however, came, as in so many other places, in the Hadrianic period. A large number of what were presumably private buildings was swept away, and about A.D. 125-130 the site was laid out as the Forum and Basilica of the town.

Both to the east and west this complex stretched beyond the area excavated. The greater part of the Basilica, on the east side, lies beneath St. Nicholas' Church. All that could be cleared was half the length of the west aisle, four pier bases of the colonnade

¹ p. 9 f.

separating the aisle from the central nave, and the north end of this last. The eastern colonnade was not found. Such of the plan as was cleared appeared to be normal, except that it is more usual to have a sleeper-wall with columns on it than a series of piers, and except that there was a complicated arrangement of recesses and arches connected with the entrance from the Basilica into the Forum.

The Forum, however, was found not to conform to the usual type in a number of respects. In the ordinary plan the open market-square abuts direct on one side of the Basilica, while on the other sides it is surrounded by a row of shops, usually with internal and external porticoes. At Ratae the plan differed from this even in the first layout, and it was further modified as building proceeded. One unusual feature was dictated by the level of the ground. The floor level of the Basilica was 7 ft. 9 in. above that of the central area of the Forum, and therefore a flight of steps was necessary to connect the two. These steps would lead up from the Forum to two arches in the Basilica wall, and this entrance, which was clearly planned on a grandiose scale, was no doubt intended to be the central architectural feature of the Forum. The steps were flanked on either side by a group of three rooms, surrounded towards the Forum by verandas. These rooms are not part of the normal Forum plan, but they were definitely part of the original layout here. Their size suggests that they were more important than mere shops, and it is possible that they took the place of, or supplemented, the group of municipal offices which are ordinarily found on the far side of the Basilica from the Forum.

The north side of the Forum was formed by buildings approximately normal in plan, the foundations suggesting an external portico, continuous round the Basilica and Forum, a row of shops (though no division walls were found), and an internal portico. The floors of these were all at a considerably higher level than that of the central area, forming an intermediate level between this and that of the Basilica. This odd arrangement of raised buildings all along the side was intentional, since the floor level was raised several feet when the walls were built. The northern range continued beyond the area excavated to the west, and no part of the western boundary of the Forum was found.

It would be expected that on the south side there would be a similar range to that on the north, but it was found that this had never been built. From the south-west corner of the group of rooms which balanced those on the north side, a large drain or aqueduct ran obliquely to the south-west, forming the boundary of the high-level rooms corresponding to the north side. This was joined by a single wall on the general alinement of the Forum, which may have formed the boundary here. Outside it, however, a floor similar to that found inside the Forum area again appeared, and no trace of road surface, or further division wall, was found up to the line of the modern road, a distance of about 18 feet. The Forum must therefore have been of an odd, lop-sided plan, but the reason for the failure to build the normal range of shops on this side was quite clear. Excavation showed that there were a number of serious subsidences in the soil along this side. Two of these were in the south-west corner, mainly underneath the modern road, and they apparently caused the collapse, on more than one occasion, of the walls of the south-east rooms, while the floor levels continued to sink into them throughout the Roman period.

Another lay farther west, on the line which should have been followed by the southern range. It could not be completely excavated, but the bottom was touched at one side, 11 ft. below the Forum floor, while the tilt of the strata showed that the sinkage was much more serious towards the centre. The sinkage continued even after the Roman period, and there was found to be a large cavity at one point. The reason for these sinkages can only be surmised. Their magnitude makes it unlikely that they were caused by any unconsolidated early pit, and it is probably due to some geological cause, possibly connected with water in the subsoil.

But whatever the cause, the result was clear. During the construction of the south-east rooms the collapse of the walls showed the builders that they could not overcome the weaknesses in the soil, and the continuation of the southern range to the west was modified. Whether the whole range was omitted and the market-square provided with a boundary wall only, or whether the plan was swung farther south, cannot be established owing to the proximity of the modern road.

The sequel shows that this arrangement was only considered as a makeshift. It is even doubtful that the Forum was ever used as such. The floor, which covered the whole of the central area, and which was cut by the later buildings, was not of a nature to stand up to such wear. It was a very chalky white mortar, from 1 to 2 in. in thickness, which, though it became very hard on exposure, was often soft when first uncovered, and would presumably have become so in wet weather. It was probably only intended to be a basis for some other floor, though it was much too consistent and even to be regarded as a mere building level. It does not show any signs of wear except a patch round the edge of the big sinkage, which must have manifested itself at an early stage in the building operations. A further point is that it ran right up to the foot of the Basilica wall, between the flanking groups of rooms, beneath where the steps should have been. There was, in fact, no evidence that the steps were ever built, though the disturbance caused by the robbing of a second-period drain across the entrance makes it difficult to prove that they had not been built after the laying down of the preliminary floor and subsequently dismantled.

Even if the Forum was ever used as such, it can only have been for a short period, for about the middle of the second century the central area of the market-square was used for the construction of a large Bath Building. Presumably, either immediately or after a few years' use, it was decided that the site, with its areas of weakness, was unsuitable for a Forum, and that building was transferred elsewhere, possibly to the other side of the Basilica, towards High Cross Street, where a number of columns have been found, though an objection to the existing Basilica's having been used in connexion with a Forum here is that a reconstruction of the street plan (p. 38 and pl. xxviii) would suggest that the road from the South Gate ran along its eastern side. The sound area in the centre of the Forum was then used for a Bath Building, which was built up against the eastern rooms on that side, impinged on the internal portico on the north, and on the west and south was surrounded by a courtyard, which included the unsound ground. The whole of the interior of the building, and the space between it and the entrance into the Basilica,

was raised very considerably in level, probably to that of the Basilica, but the only fragment of the floor of the Baths surviving modern disturbances was a portion of the lower floor of one hypocaust. On the south and west sides the floor of the courtyard sloped steeply away from the walls of the Baths.

The site therefore remained that of one of the public buildings of the city, but became the centre of its social rather than its civic life. Presumably the surrounding buildings of the Forum on the east and north were converted to use in connexion with the Baths. The Basilica may also have been used as an exercise hall in connexion with them, or it may have retained its civic function in association with a new Forum. There was in any case probably a way through into the Baths, as the entrances show no sign of having been blocked up.

The remaining history of the site was not so eventful. Within the Baths themselves, and on the north and east sides, no later levels survived, but in the lower levels of the courtyard a succession of floors testifies to the continued use of the building down to the fourth century. The only structural addition was in the south-west corner of the area excavated, where a small isolated building was constructed towards the end of the second century. This consisted of five parallel walls about 5 ft. apart, apparently serving as sleeper-walls for piers. Other possibilities are discussed below,¹ but it seems probable that it may have formed the base of a tank to supply water to the Baths. It also seems probable that it failed in its purpose, for the walls were all covered with a thick clayey deposit, as if the tank had burst. In conjunction with this may be taken a very remarkable accumulation of fragments of large jars in all the later levels in the service area on the west side of the Baths. The proportion of these jars was enormously higher here than elsewhere, and it seems probable that after other methods had failed water was brought up by hand from the river.

Evidence about the end of the Roman period came from the road along the north side alone, for elsewhere the latest levels had been destroyed. Six superimposed levels of this road had survived, in addition to local patchings. The highest surface was badly cut up by wheel tracks, as much as a foot wide and a foot deep, in marked contrast to the well-preserved surfaces of the earlier roads. The poor condition of this surface suggests that it was in use at a time when the municipal organization, which had hitherto kept the road in such good repair, was breaking down, and there is little doubt that this must have been in the disordered period just before and after the end of the official Roman occupation of Britain. Actually, too, the breaking up of the road has probably gone farther even than the visible ruts suggest. On the existing surface was a considerable quantity of fourth-century pottery, including some of the latest that was found on the site. The pottery from beneath the last surface, however, did not appear to be later than the end of the second century. Since the floors of the Bath courtyard were regularly repaired throughout the third century, it is not the least likely that the road was neglected at this period, and both this and the state of the road suggest that later surfaces had been completely destroyed, and that the wear in the last period of decay was gradually working

¹ p. 33 f.

back through the late-second-century surface and had already begun to cut into the earlier one beneath. The evidence therefore shows, as might be expected, that the end of Ratae Coritanorum was a gradual one, with the romanized Britons struggling to carry on with their municipal life, while the town gradually decayed around them.

For the invading Angles, who may have reached Leicester by about A.D. 500,¹ the ruins of the Roman town would only have served as a quarry. It is obviously a problem to be considered as to why the central portion of the west wall of the Basilica, known for so long as the Jewry Wall, should have survived when all the rest was destroyed so thoroughly. The obvious suggestion is that it was incorporated in some early post-Roman building. The proximity of the wall to the late Saxon church of St. Nicholas, and its almost exact correspondence to the width of the church, suggests that it may have been incorporated in an early Saxon predecessor, and it is quite certain that there must have been an early Saxon church somewhere in Leicester, for the town was the seat of an early bishopric, in A.D. 675. Corroboration of this suggestion is given by the discovery of two very rough foundation walls connecting up with the Jewry Wall, which are later than debris above the Basilica floor, but earlier than the foundations of the existing church. Presumably when the eleventh-century church came to be built the Jewry Wall, having escaped the original Saxon robbing, was allowed to stand, though not included in the new church. It may have acquired its present name from some connexion with the twenty-four Jurats of Leicester, who held their meetings 'in the town church-yard', which was quite possibly that of St. Nicholas. There is at any rate no evidence that there was ever a Jewish quarter at Leicester, and no trace of early medieval buildings on the site excavated, to which the term could have been applied. Of the whole medieval period, in fact, there is little evidence from the site, except that of destruction. In the thirteenth and fourteenth centuries further robbing of walls was carried out, and the foundations left by the Saxons were in many cases completely rooted out. The only other remains of the period were numerous wells, probably wood-lined, which carried further the destruction of the Roman levels.

The excavations have thus produced evidence of the history of the centre of Ratae Coritanorum from the beginning of the Roman period down to its very end, and have provided a framework into which scattered bits of evidence concerning both the culture and plan of the town can be fitted. The examination of a typical country town in the heart of England, uninfluenced by continental trade or the proximity of Roman garrisons, has also added appreciably to the general picture of Roman Britain.

¹ Hoskins, *Trans. Leic. Arch. Soc.* xix, 1, 1935-6.

DETAILED DESCRIPTION OF THE SITE

EARLIEST OCCUPATION

It has already been said that the general character of the earliest occupation showed clearly that it did not belong to a military camp, but indicated a settlement of native character, with slight Roman contacts. Though this early occupation was widespread, and was found wherever clearance was carried to that depth, it was impossible to form any complete idea of the layout of any of the levels, owing to the destruction wrought by the foundations of the later walls. The width of the walls, together with the foundation trenches on either side, meant that for some 10 ft. in width along the line of each wall the earlier levels were completely destroyed (to say nothing of the even wider disturbances caused by the robber trenches), leaving only narrow areas intact in between. In these circumstances, though a large number of post-holes and lines of walls were identified, the result is too fragmentary to form a connected whole.

The earliest occupation of the site is represented by a number of pits dug into the natural soil, found all over the site. With these, no structures or post-holes could be associated, but the area examined was usually so restricted by the later disturbances that the evidence on this point is inconclusive. The pits were mostly small in size, varying from 4 ft. to 2 ft. in width and 3 ft. to 1 ft. in depth. In some cases they lie very close to one another, and in particular an intricate group of them is associated with a fire-place composed of rounded stones in the south-east corner of the site (pl. iv a).

The filling of these pits consisted of organic matter, in which was a considerable amount of pottery. This is Belgic in type, mainly of local manufacture, but with some imported Terra Nigra and Terra Rubra ware, and also white-ware beakers. Four sherds of Arretine were found and a fifth came from a later level, no doubt transferred thither in later building operations. From most groups, however, came a few sherds of early Romano-British pottery. This combination makes it probable that the occupation of this actual site overlaps with the beginning of the Roman period. It is, of course, quite certain that Roman wares were being traded to Britain before the Conquest, but though a centre of trade such as Colchester might show a considerable proportion of such wares in its pre-Claudian levels, it is unlikely that trade would have appreciably affected a small town like Ratae in the heart of Britain. It will, moreover, be seen (pp. 124-5) that the group as a whole contains an appreciable amount of pottery which must be earlier than the Claudian conquest, and it is suggested that it covers the period A.D. 35-50.

It therefore appears probable that the site represents a Belgic penetration in the years preceding the Roman occupation, perhaps comparable to that which extended the Belgic influence to the south-west (cf. *Maiden Castle*, pp. 59-61) though, unlike it, bringing the typical south-eastern Belgic pottery forms. The site is the farthest north (with the exception of North Ferriby, which was obviously reached by sea) at which any large amount of Belgic pottery has been found. The main area of Belgic occupation had reached Northampton,¹ and apart from the coin of Eppillus found during the

¹ *Swarling*, p. 24; *Belgae of Gaul and Britain*, p. 249.

excavations (the only example of coins of this king found outside Kent) the distribution of Belgic coins stops on the Welland–Avon line (cf. Brooke, *Antiquity*, vii). The Early Iron Age occupation of Leicester (of which no site has yet been excavated) appears to be predominantly A.2, and is characterized by a degenerate, and probably late, situla form, with some little evidence from pottery and bronzes of slight B influence from the south-west. The Jewry Wall group shows little connexion with the local ware, even in the case of the coarse forms which are not recognizably south-eastern Belgic (e.g. fig. 34, 9, fig. 35, 2, fig. 35, 14). The resemblance of some of these vessels (e.g. fig. 35, 2) to a small group from *Salome Lodge*, Hunts., may indicate the line of advance from southern East Anglia across the headwaters of the Welland to the Soar valley. Further investigation of the Iron Age sites in the neighbourhood, and particularly of the three main hill-forts, Breedon Hill, Borough Hill, and Beacon Hill, is necessary finally to settle the question, and also that of the relationship of those Belgae to the Coritani. Though Leicester, as Ratae Coritanorum, became under the Romans the tribal capital of the tribe, the Coritani, whose territory extended right up into Lincolnshire, are unlikely to have had any relationship to the Belgae. Little is, however, known of the Iron Age occupants of Lincolnshire, or of their pottery.

Another solution of the appearance of the Belgae on the site, that they were brought in the train of the Roman legions as camp-followers, is unlikely, in view of the high proportion of vessels which must antedate the Roman conquest, in comparison with the few sherds which indicate an overlap into the Roman period. A group on the move like this is unlikely to have brought such an antiquated equipment and to show such comparatively few signs of contact with the Romans.

The first trace of the real romanization of the site is in the laying of the lowest surface of the road, an indication that the plan of the town was beginning to take shape. This road definitely overlay some pits on the northern side of the area, into some of which it subsequently sagged, and in most places it was separated from the natural soil by a layer of occupation earth. Its line was not exactly that of the later road, being some 30 ft. at least farther south. Its northern edge lies approximately in the centre of the later road, and its southern one stretches at least as far as the foundation trench of the outer wall of the row of shops (see section, pl. xxxi). No dating evidence for this road was found, except that it overlay Belgic pottery.

Immediately overlying this road was everywhere found to be a band of thick dark soil, almost certainly water-laid, which would appear to suggest that this part of the site was flooded soon after the road was laid. Above this was laid another road surface of hard orange gravel, which also extended south beyond the later roads but not so far.

South-East Group of Early Buildings

On the north side, therefore, no buildings of the period succeeding that of the pits were found. These were identified mainly in the strip along the Jewry Wall, for elsewhere on the south side of the site clearance was not everywhere carried to the lowest levels. In the south-east corner were found a number of floors (level SE. I) sealing the

pits. The contents of the floors (fig. 37, 6-9) do not appear to be much later than the pits they seal, and contain almost entirely Belgic pottery. The floors were of gravel, sand, and clay in different parts, and the well-defined edges of the floors, separated by narrow troughs of soft soil, presumably indicate the walls of the house. The floors end in approximately straight lines in several instances, but these seem in no case to be very near to a right angle with the adjacent edges. A number of rather small post-holes were found in the floors, some 3 ft. (but not regularly so) inside the edges. Possibly these represent subsidiary posts to support walls which were based on sleeper-beams following the line of the edge of the floors. The structures, whatever they were, can only have been of a primitive and irregular character.

The next level (SE. II) represents a distinct advance in romanization, both as regards the pottery (fig. 37, 10-16) associated with it and the plan of the buildings. This last was extremely fragmentary, owing to later disturbances, but two groups of walls were found, clearly belonging to rectangular buildings. At one place, traces of a room 12 ft. long were found, but its fourth wall had been destroyed. But though these groups of walls were only about 40 ft. apart, they were on a distinctly different alinement, one being approximately that of the north road, while the other was at nearly 45° to it. The details of the town plan were therefore still in a rudimentary stage. All the walls were of timber, mainly probably wattle and daub, the only traces surviving being slots of soft earth probably representing timber sleepers, and ridges of clay, presumably the footings of daub walls. A considerable number of post-holes were found, the greater number in the soft earth between the edges of the different patches of floor, but some in the actual floor, with no recognizable relationship to the walls. The floors were either of gravel or hard earth. The associated pottery included a considerable amount of Roman ware and Samian (*Leicester*, 1936, pl. I, 1-9) down to the Vespasianic period. The suggested terminal date is A.D. 75-80. It would thus appear that by that period romanized coarse wares were largely superseding the native. A later floor, SE. IIa, for which the pottery suggests a slightly later date, probably Vespasian-Domitian, was associated with the same house plan.

This building was succeeded by one, SE. III, in which the rooms seem to have been larger, and of the plan of which, therefore, less could be identified, owing to the small patches of undisturbed soil. Two walls, at least, coincided with those of the Forum rooms VI and VII which overlay them, for the floors changed in level and composition beyond the lines of the walls which cut through them. At the south end the remains of other timber and daub walls were found, on approximately the same orientation as the Forum (and therefore as the road system), and it is clear that the planning of the town was now becoming more regular. The floors of this period were mainly of sand, but some were of gravel. They were all hard and well defined. The pottery (see pp. 140-1) in the make-up was almost wholly Roman, though Belgic forms in Roman ware still appeared. The Samian (see *Leicester*, 1936, pl. II, 13-26) was mainly Vespasianic, but the date is carried a little lower by an *as* of Domitian of A.D. 87 (M. & S. 353a) and the coarse pottery suggests a date of A.D. 90-100 (fig. 37, 19-28). What was probably

an alteration to this house represents the earliest stone building on the site. This was the stone footings of a pier 4 ft. square, which overlay post-holes of the original SE. III house (pl. iv *b*). Since, however, it lay immediately below the Forum levels it may have belonged to the next level, SE. IV.

Above the floors of this building was a thick layer of debris, SE. IV, with which no floors were associated, as it was covered only by the make-up and floors belonging to the Forum period. It is possible that the debris represents the occupation of the SE. III house, and that there were no later houses on this part of the site, but this is not very likely as the contents do not indicate as late a date as the latest pre-Forum levels elsewhere. It is more likely that the latest pre-Forum levels here were destroyed during the Forum building operations. A considerable amount of pottery came from this level, mixed with much household rubbish, oyster-shells being particularly common. The coarse pottery (figs. 38-9) goes down to the Trajanic period, and the Samian (*Leicester, 1936, 27-56*), though mainly Flavian, includes one early Trajanic sherd. The coins found were an *as* of Nero of A.D. 67-8 (M. & S. 329) and a *dupondius* of Domitian (M. & S. 325, A.D. 86, worn).

A pre-Forum building farther north, House J.W. 1, immediately in front of the archways in the Jewry Wall, could not be associated stratigraphically with the SE. group, owing to intervening disturbances. The first floor over an early pit (1, see pp. 135-7), the contents of which were similar to those in the south-east corner, was of sand, showing a number of repairs. Corresponding in level to this sand floor was a clay floor which incorporated interesting remains of a timber strengthening or grid, represented by three plank-shaped lines of soft soil, one at right angles across the ends of the others (pl. iv *c*). The planks were about 1 ft. 3 in. apart and about 9 in. wide. At right angles to the two planks, 5 ft. from the cross plank, was a line of three rectangular posts, about a foot square, represented by holes full of soft burnt material. With so little of the area preserved it is impossible to reconstruct the plan. The date would appear to be only slightly later than that of the pits, and it was succeeded by at least one building before the Forum was built.

North Group of Early Buildings

As has been already described, there were found to be no very early buildings in the part of the north outer portico and north shops which was cleared to the lowest levels, for the early road levels extended considerably farther to the south than the later ones. Pl. iv *d* shows the successive levels cut by the foundation trench of the Forum wall (see also section, pl. xxxi). The lowest structure was associated with a gravel floor, level N. I, overlying the second road surface beneath the later outer portico. The building seemed to be something in the nature of a portico itself, for traces of two long timber walls were found running east and west, 12 ft. apart. One of these was cleared for a distance of 30 ft. On the road side of the northernmost walls was a series of post-holes 4 ft. away from the wall. These were possibly to keep traffic away from the walls, as has been suggested in the case of the Triangular Temple at Verulamium.¹ There were no cross

¹ *Verulamium Report*, p. 116.

walls associated with these long walls, and it might be suggested that we have here to do with a wooden predecessor of the later Forum. This is rendered less likely by the fact that the walls of the intervening levels do not conform to this plan. The pottery suggests a date about A.D. 80-90 for the level (fig. 40, 1-5).

The only structural remains identifiable in connexion with the next level, N. Ia, was a single line of post-holes. The level above, N. II, had, however, a fairly elaborate plan, the structures being partly of wood, with the usual post-holes and sleeper-beams, but including also at least one stone-built wall, 1 ft. 6 in. wide, and a stone-built pier. Neither of these were mortared, but probably served as footings for a timber superstructure. The plan had nothing in common with the long walls of N. I, and the walls were not very regularly orientated. The floors were of mortar or mortar and gravel, and were hard and well preserved. The coarse pottery dates to near the end of the first century (fig. 40, 6-10), and the Samian (*Leicester*, 1936, pl. vi and 59-63) includes three Domitianic sherds. In a repair to the floor of this level, above a heavily burnt occupation layer, was more Flavian pottery (fig. 40, 11-13), and two coins, a *dupondius* of Vespasian (A.D. 72-3, M. & S. 746) and a *dupondius* of Domitian (A.D. 87, M. & S. 349). Above this floor was a layer of speckly burning, probably representing burnt roofing material.

The building above, N. III, had, as far as was uncovered, only timber walls, orientated on the line of the road. The floors were of good hard mortar, which at one point rose in a ledge which survived to a height of 2 in., and resembled the base of a bath, but there was too little remaining to be sure. The pottery dated to the end of the first century or the beginning of the second (fig. 40, 14-15), and there was a thick occupation over the floor, beneath the next one.

Level N. IV had once more a long timber wall, traced for 30 ft. parallel to the roadway. On the road side of the wall was a good mortared floor, so there must have been another wall outside it. At right angles to it, but 13 ft. farther south, and not apparently joining up with it, was a short length of unmortared stone wall, presumably again only the basis of a timber wall. Pottery from this level included end first- to beginning second-century coarse ware, and a Samian sherd which is probably Trajanic. The date may be about A.D. 110 (*Leicester*, 1936, 65-6; fig. 40, 16-18).

The uppermost pre-Forum level, N. V, was a thick layer of occupation earth overlying the N. IV walls. No floor sealing it survived, but this may have been destroyed in the Forum building operations, since it is not likely that the level is merely the occupation level of N. IV as it crossed the tops of the walls. Associated with it, also, appeared to be a drain running just outside the line of the later outer wall of the shops. Only one fragment of the drain survived, but farther east there was another fragment of masonry, and a possible robber trench (see section, pl. xxxii) which probably belonged to it, all sealed by the Forum floors. In this occupation level were a number of early-second-century coarse-ware forms (see pp. 150-1), three sherds of Trajanic Samian (see *Leicester*, 1936, pl. vii, 67-9), and two coins, a *dupondius* of Nerva (A.D. 96, M. & S. 61) and a *sestertius* of Trajan (A.D. 103-11, M. & S. 492). The coarse pottery is predominantly Trajanic (fig. 40, 19-38).

This level, therefore, provides an excellent *terminus post quem* for the date of the Forum. It marks the culmination of the peaceful and uneventful development of the site along lines followed by many other Romano-British cities. For though the structural remains of the levels just described were not great, the increasing romanization and civilization of the successive phases were apparent everywhere. By the end of the first quarter of the second century this had reached the point when it was felt that a Forum on a large scale was necessary, and the preceding timber buildings, whether private houses or, as seems just possible, a rudimentary timber-built Forum, were swept away, extensive levelling operations carried out, and the construction of the Forum and Basilica begun.

Basilica and Forum

a. Basilica. Only a small portion of the Basilica could be cleared, since the greater part lay beneath St. Nicholas' Church and churchyard. The northern half of the western aisle was largely cleared, but the floor level could not be reached in the south half, since the path between the side wall and the churchyard was here narrower. The width of the aisle was 12 ft. 6 in. and it was floored with a surface of hard mortar. The aisle was separated from the nave by substantial piers, of which the positions of four were identified. The northernmost, which was robbed below floor level, bonded into the north wall of the Basilica (pl. v *a*). The fourth pier is the only other one actually surviving (pl. v *c*), but the position of the two intermediate ones is indicated by robber pits, which show that the intercolumniation was not even, the end interval probably differing from the rest. The position of the eastern line of piers could not be determined, but the width of the nave was at least 30 ft., the floor having been traced unbroken as far as that. The floor of the north end of the nave was of herringbone pavement, of which the mortar matrix alone survived (pl. v *b* and *d*). On a line with the south end of the second pier there seemed to be a slot in the floor, with a drop in level to the north, suggesting the position of the rail of the tribunal, but this could not be properly examined, as it was directly under the churchyard wall.

The central portion of the west wall of the Basilica, traditionally known as the Jewry Wall, is the only portion of the whole building standing appreciably above the Roman floor level (pl. 1). There it survives to a height of about 24 ft. above the floor of the Basilica, with free-built foundations, which are actually free-standing in the centre on the Forum side, going down to a depth of 10 ft. 6 in. below that, while below that again are two or three courses of trench-built foundations. The method of construction is typical of that of the first part of the Roman period in Britain. The building-stone appears, with one exception, to be local, and is rather mixed, consisting of Lower Lias Limestone, probably from Barrow or Kilby Bridge, Mountsorrel Red Granite, Groby Syenite, Enderby Syenite, Keuper Sandstone from Dane Hills, Charnwood Slate, and Millstone grit, probably from Derbyshire. The facing-stones are fairly carefully dressed and squared, while the interior is of rubble, carefully coursed throughout the thickness of the wall, the rubble being as usual pitched at an angle, sometimes herringbone-wise. Courses of bricks run through the whole thickness of the wall. Above ground level there are

usually three courses of brick together, with from three to five courses of stone in between. Immediately below the ground level of the Basilica there is a group of seven courses of brick, separated by six courses of stone from the bottom group of three courses of brick, the latter being 7 ft. above the base of the free-built portion of the wall. Immediately above the seven courses of brick is a course of large blocks 1 ft. 4 in. high, of Derbyshire Millstone grit, the one exception to the use of purely local stone, which would have appeared just above ground level on the Basilica side. They do not appear to be continuous on the Forum side, but this may be due to the extensive patching which the wall has undergone. From the description given in 1791 by Throsby,¹ who carefully and accurately described the courses in the wall, it would seem that it has not suffered very much since that date, only some 2 ft. of what he describes as 6 ft. of ragged masonry at the top having disappeared.

An unusual feature in the method of construction is the existence of a number of unblocked putlog holes. Of these there is a continuous row in the Jewry Wall immediately above the lowest group of brick courses, spaced at 5-ft. intervals, of an average size of 10 in. long and 8 in. high. They run right through the thickness of the wall, and are carefully built with large flat stones over the tops. Their height is approximately 7 ft. above the bottom of the free-built masonry, but only 3 ft. 6 in. above the pre-existing level of the area on the west side, into which the foundation trench was cut. Presumably they served to support scaffolding on the cantilever system, running right through the wall at just above the height at which the masons could conveniently work from the ground. Similar rows are visible in the upper part of the wall. Though, of course, putlog holes are common in Roman masonry, it is unusual to find them running right through the wall, except in the case of much more slender beams.

The plan and elevation of this surviving portion of the Basilica is complicated. The west wall of the building is 5 ft. thick at floor level. In the central portion this width is increased by five buttresses, which are built independently below ground level, but bond in above that height. A large buttress, containing a semicircular niche (pl. vi c), occupies the centre of the wall, with on either side of it the two entrances into the Forum, set in recesses formed by the central buttress, and another to each side. Beyond these flanking buttresses is in each case another one, forming two more recesses, which are not, however, pierced by entrances, the main wall being carried across their backs (pl. vi a). All four recesses are arched over, and substantial portions of the arches survive. These consist of a single row of flat bricks on edge, with a course of bricks laid flat above them. Above the arches the wall is carried up in the combined thickness of the buttresses and main wall so that the thickness of the central part of the wall was nearly twice that of the end portions.

Structurally these arches seem to have been recesses in the side wall unconnected with any transverse barrel-vaults, for the facing of the upper part of the piers between them survives in three cases, in one to the height of the summit of the crown of the arch, thus ruling out the continuance of the arch. Similarly, a series of transverse arches supporting

¹ *Op. cit.*, p. 3.

a flat roof is impossible, as the springers would have been visible on these piers. The elaboration of the central portion, also, makes it very improbable that the aisle was roofed by a longitudinal barrel-vault, for the increased thickness of the central wall would have necessitated the vault springing here from a completely different line, and would have made a very awkward feature. It would therefore appear that the aisle had a plain

PLATE N P 7




FIG 1. East View of JANUS'S TEMPLE; from a Drawing by D^r. Stukeley. 1722.

FIG. 2. The central portion of the west wall of the Basilica, from Stukeley's drawing reproduced in Nichols, *The History and Antiquities of the County of Leicester*, 1795

timber roof, either flat or sloping. It is quite probable, on the other hand, that the nave, with its greater width, would have been vaulted over, and the massiveness of the piers bears out this suggestion.

The entrances from the Basilica into the Forum were through arches in the recesses on either side of the central buttress. These arches are entirely separate from those covering the recesses, and, being at a lower level, are through the main wall only, for the additional thickness of the buttress is naturally only carried across above the arches of the recess. The entrance arches are 3 ft. 3 in. narrower than that of the recess, and are set eccentrically to those of the recesses, the sides farthest from the centre of the building springing from the same pier, while on the inner side the line of the main wall continues across for the extra 3 ft. 3 in. (pl. vi d). The crown of the arches is composed of two rings of flat

bricks on edge with thick mortar joints, and without any true voussoirs or keystone, with a course of bricks laid flat above the outer ring, and between the two. The facing of the respond sets forward 4 in. in front of the ring of bricks resting on it. The buttresses on the outer side of both recesses seem to have had a set-back of about 1 ft. 1 in. somewhere above a height of 4 ft. 6 in. above the floor.

The reason for the eccentricity of the through arches is not clear. The buttresses, and therefore the arch recesses, are undoubtedly contemporary with the main wall, for above ground level they bond together. The course of large stones, too, runs through into the buttresses, though not to their eastern faces, which are almost entirely turned in brick. A set-back of 3 in. immediately above this course, or in the northernmost buttress cut into it, which occurs all along the back wall, is not, however, carried round the piers. The solution to the problem would probably only be given by the complete examination of the plan of the Basilica.

The two recesses flanking the entrances are not alike, that to the south being 7 ft. broader than the northern one. The back arch of the former would appear to have been solid, though there are now a number of irregular holes in it. The sides of the recess are set back 1 ft. 3 in. at a height of 3 ft. 10 in. above the floor. In the thick lower part of the piers there are small niches on each side, with arched tops and flat bases (pl. vi *b* and vii *a*). The bases are 1 ft. 2 in. above the ground level, their height 1 ft. 5 in., width 2 ft. 1 in., depth 1 ft. A similar niche existed on the southern side of the southern pier of this recess. In the northern recess there are traces in the back wall of two semicircular brick arches. Though early drawings (e.g. Stukeley, cf. fig. 2) suggest these were carried through the wall, the surviving remains did not confirm this and they may therefore have been niches also, but the whole wall here is considerably patched, and it is impossible to be certain.

The central point of this group of recesses was formed by a niche covered with a half-dome, composed of ordinary flat bricks set at all angles (pl. vi *c*). The crown only of the niche survives to a depth of 2 ft. 6 in. below the centre of the crown. Below that point the core of the wall is robbed back too far for any traces of the niche to survive, and only projects beyond the face of the niche again at a distance of 9 ft. below the crown. The floor of the niche may therefore have been anywhere between these two points. The depth also is uncertain, as the face of the pier is destroyed, but it would appear to have been about 2 ft. 6 in.

This group of recesses would appear to have formed the focal point of the Basilica. It is very probable that the central niche held the statue of some tutelary divinity, either of the city or else connected with the legal function of the Basilica. It may be noted that by the varying width of flanking recesses it was carefully arranged that the niche was not in the true centre of the group, nor presumably of the whole wall, so its position must have been determined by some pre-existing factor. The small niches in the flanking recesses may have held lights, and possibly the recesses themselves contained altars. A parallel both in function and plan, though not associated with entrances, is suggested by the surviving superstructure of the 'Old Wall' at Viroconium. This formed part

originally of a public building of some magnitude, which was later converted into baths, and in it were three recesses, much shallower, it is true, than those at Ratae. There again, the face of the wall continued up above the arches of the recesses, indicating that they were not functional parts of any system of vaulting.¹

b. Forum. The Forum was linked to the Basilica both in plan and structurally. To the north of the Basilica was an outer wall, forming the usual portico, which was continuous along the side of the Forum as well. Presumably a similar one also existed on the south side. The north wall of the Basilica was continuous with the outer wall of the northern row of shops of the Forum, and was in fact the first wall to be laid down. Its foundations run right through from the outer wall of the range of shops to form the north wall of the Basilica, and the foundations of the Jewry Wall are built up against it, and over the top of an offset just below the ground level of the shops. Above that level the two walls bond in on the Forum side, while on the Basilica side the bond only starts some 2 ft. higher, at the layer of seven brick courses. The north wall has slightly fallen away from the Jewry Wall, the bonded courses breaking irregularly. All the other walls on the Forum side have their foundations built up against the Jewry Wall without bonding in, which is, of course, a very usual Roman practice. Above ground level they probably bonded in, but in no case does the facing of the Jewry Wall survive to a sufficient height opposite the ends of these walls to prove this. The fact, however, that the facing is broken at all the crucial points is in itself very suggestive, as considerable stretches of it do survive. The various walls within the Forum area seem to bond into each other right to the bottom of their foundations.

The central portion of the east wall of the Forum is, of course, the high-standing section of the Basilica wall. On the Forum side this is carried right up with a straight face, for since it corresponds exactly to the position of the steps leading down into the Forum there was no superstructure to be connected with it on this side. The archways into the Forum are not evenly spaced with regard to the position of the steps, since they have been slightly displaced by the central niche on the Basilica side which, as mentioned above, was intentionally placed out of the true centre. No trace of the central steps was found and, as suggested above, they may never actually have been built. They must undoubtedly, however, have been included in the original scheme, since the floor level of the Basilica was 7 ft. 9 in. above the level on the west side of the wall. This level, which sealed the foundation trench of the Jewry Wall, and which was continuous with that in the central area of the Forum, was cut by foundations of the second period, and was overlain by filling of that period.

The main features of the groups of rooms on either side of the steps were the same. A pair of smaller inner rooms were separated from the Basilica by a narrow passage, while a larger outer one was surrounded by a veranda towards the Forum. A corridor divided the rooms from the adjoining ranges on the outer sides. The passage at the back no doubt served as side entrances from the adjoining streets. That on the north side had apparently

¹ See K. M. Kenyon, 'Excavations at Viroconium, 1936-7', *Archaeologia*, lxxxviii.

a flight of steps down on the line of the wall at its junction with the corridor on the north side, for the floor of this last corridor was 4 ft. 6 in. higher than that of the east one. At the point in question the wall has been robbed down low to a brick course (or possibly the position of large stone blocks), which did not continue along the rest of the wall, so that brick- or masonry-built steps are indicated. A way down was thus provided to the low level of the central area. The same arrangement presumably existed on the south side, but a modern basement had destroyed the levels.

The inner room on each side (II and VII) was also at a low level, about 2 ft. above that of the Forum, and it must have been with these rooms that the rear passages connected. The other two rooms were at a considerably higher level and connected up with the adjoining areas on the outer sides. The level of the verandas which surrounded the outermost rooms towards the Forum nowhere existed, having been destroyed with the robbing of the walls. The floor must, however, either have been on a slope or else there must have been steps at some point, for at the inner end they connected with the low-level rooms II and VII, and at the outer with the high-level corridor, the difference of level being 4.40 ft. on the north side and 6.23 ft. on the south side. The big difference in this last case is due to the very high level of the corridor, which was only 1 ft. below that of the Basilica, and may well have led to a secondary entrance to it. In one corner of room I, on the north side, was a small latrine (pl. VII *c*). Its foundations were built separately from those of the room, but the stratification proved that it was contemporary. The adjoining wall was pierced by a drain, the lower part of which was cut out of a large block of stone, and the continuation of this drain was also contemporary with the walls of the north range.

These two groups of rooms are, as mentioned above, not a normal part of a forum plan. There is, however, no doubt that they belonged to the original layout of the Forum. Each group was an integral whole, all the walls bonding in to the bottom of their foundations. Below ground level, their walls did not bond into that of the Basilica, and in most cases they did not survive above that level. The robbing of the face of the Basilica wall at exactly the points of junction with them does, however, suggest that they had originally connected up with it. Moreover, in one case, that of the south wall of room VI, a very small portion of the angle does exist. The stratification, too, on the north side proved conclusively that the walls of the room were contemporary with that of the outer wall of the north shops, which was continuous with the north wall of the Basilica.

The main layout of the north range was the usual one, in which four parallel walls represent the lines of shops and porticoes (pl. VIII *a* and *b*). As has already been said, the outermost wall was continuous round the Basilica and Forum, and clearly represents the colonnade of a portico encircling both buildings. Inside that, two other continuous walls were presumably the foundations of the row of shops. In most fora these shops are divided up by masonry walls into a series of small rooms. Of these division walls there was no trace. Only one possible wall was found, but it was so robbed and tilted that it was impossible to say if it was in its original position or not. It is possible that there were slight timber partitions, but the considerable disturbance of the ground made proof

impossible. Another alternative is that the shops were never finished. This is not, however, very likely, since one small fragment of concrete floor did survive and it is not likely that that would have been put down until the walls were completed. The most probable solution is that, as on one side at Caerwent, the spaces between the porticoes consisted of long halls.

As already described, the shops were divided from the north-east rooms by a corridor. This position corresponds to the normal internal portico, but it was not continuous along the whole length of the side. West of the veranda round room III there was instead an area 4 ft. broader, which was bounded on the Forum side by the continuation of the drain serving the latrine in room I, which would no doubt also have collected the storm water from the roofs of the surrounding buildings. This drain was of very massive build, as shown by the one surviving portion, and it clearly served a structural purpose, as it formed the boundary of the high level of the northern range, the contemporary level to the north being 6 ft. higher than that to the south (see section C-D, pl. xxxi). The area must therefore have formed a raised terrace, or possibly even a portico, the roof of the drain serving as a stylobate for the colonnade. Only the robber trench of this portion of the drain was found, since it was removed in the second period, but the stratification proved its original existence and function.

There is no evidence to show the reason for this arrangement of a raised range of buildings round the low level of the market-square. As the section (pl. xxxi) shows, this high level was clearly intentional, as a considerable amount of soil was inserted contemporaneously with the building of the walls. This soil raised the level of the outer portico to 3 ft. 6 in. above the contemporary street level, with the shops 2 ft. higher still, and the inner terrace or portico about the same level as these. All the levels dropped somewhat towards the west, but those of the floors of the building considerably less than that of the street, which no doubt dipped down to the level of the river. The relative level of the floors in the different divisions of the building was maintained.

In the north-west corner of the area excavated, a modern basement had cut far below the Forum levels, leaving only levels of the earliest Roman occupation. The robber trenches of the walls of the north range of shops could, however, be traced, and continued farther to the west. The whole of the west side of the Forum, therefore, lies beyond the area excavated. Portions of a drain were found running along the west side, with which the drain bounding the inner portico may have connected. Portions of this western drain found farther south, however, belonged to the third structural period, so it is possible that the whole of it was only built at that period.

The general plan of the northern range is therefore fairly normal, and the usual buildings which surrounded the market-square are indicated. The fact that they were raised above the actual area is, however, very odd. It must certainly have given the market-square the aspect of a sunk arena, but it is not likely that it was intended to serve for games or shows. A possible explanation is that, since the natural level of the ground is sloping to the west, and apparently increasingly steeply outside the excavated area, the western range was built in two stories, with the upper one connecting with the north

range. In the centre there might thus have been a monumental entrance, with arches sufficiently high to admit loaded wagons. A somewhat similar arrangement is suggested for Aequum in Dalmatia,¹ where the range on the entrance side may have been on a sub-structure, with a monumental entrance in the middle. Another similarity with the Forum at Leicester is that the terrace, which here takes the place of a basilica, is 1.5 m. higher than the Forum, and is approached from it by a flight of steps.

The divergence of the south side from the normal plan was, as already mentioned, much greater. Even in the original scheme it was not apparently intended to correspond exactly, for though the south-east rooms do balance the north-east group, the corridor on their outer (southern) side is 3 ft. wider and a drain 7 ft. 6 in. wide formed its outer side instead of a wall 3 ft. 6 in. wide. The southern shops must therefore have been pushed 7 ft. farther out (and presumably the south end of the Basilica correspondingly lengthened). It cannot actually be said if any shops existed, since the line of the modern road here came to within 12 ft. of the line of the drain. This space of 12 ft. was certainly inside the building, but it could not, of course, be decided to what it belonged.

The drain bordering the corridor survived in four disconnected sections, and there was clear evidence that it did not all belong to the same period. It was probably originally connected with an archway which pierced the Basilica wall nearly on a line with the south wall of room VI, for the brickwork of this arch seemed to be original. At a later period another drain (or aqueduct) was inserted along the west face of the Basilica wall, but this was shown to be secondary, both by a structural alteration where it crossed the line of the channel in question, and by its stratification in front of the Basilica entrance (see section P-Q, pl. xxxiii). The easternmost section of the channel was thus altered in the second period, and was therefore probably original, but a modern basement had destroyed the floors too low for this to be proved by stratification. Against the next section farther west the floors did survive to a high level, and the stratification showed both that the channel was contemporary with room VI and that the high level of the corridor floor was original (see section L-M, pl. xxxii). The section between these two surviving portions of the drain must, however, have required extensive rebuilding. None of the actual channel survived the medieval robbing, but a very substantial buttress did (pl. xxxiii), being the highest preserved bit of masonry in this area. This was cut through the level which sealed the foundation trench of the adjoining portion of the south side of the channel, and the upper part of this south side was shown by the stratification also to have been rebuilt. Where the buttress actually stood, the rebuilding must have gone down much lower, since the ragged end of the buttress projected into the line of the main wall. It therefore appears that a section of the wall collapsed to its foundations and was afterwards rebuilt with the addition of the buttress, but that the rebuild only affected the top of the surviving section to the south. The reason for the collapse was quite evident from the stratification on the south side. All the levels dip down very steeply beneath the modern boundary wall, the lower ones having completely broken away (pl. ix a). It is obvious

¹ *Jahreshefte des Österreich. Arch. Inst.* 1913.

that the sinkage of the ground caused the collapse of the wall, but the extent of and reason for the sinkage could not be investigated owing to the proximity of the modern road. It did, however, continue throughout the Roman period as shown by the repeated patchings of the floors.

The third section of the channel, at the south-west corner of the veranda round room VIII, was also rebuilt. A small fragment of the original south wall of the channel survives, showing how it was irregularly broken away for the rebuild (pl. ix *b* and *c*). As rebuilt, the south side was the same width as the north, about 1 ft. 10 in., instead of nearly twice that width, as in the first period. The stratification confirmed that this fragment was a rebuild, for while the low-level white floor of the central area was present on the north side of the channel, it was not on the south, where the corresponding level (contemporary with the original wall) was 1 ft. 6 in. higher, and therefore a division wall is implied, while the existing channel cut the white floor, and was contemporary with one at a considerably higher level (see section T-U, pl. xxxiii). The reason for the rebuild was the same as for the other section, a serious sinkage of soil to the south, which presumably involved the collapse of the earlier wall.

The principal evidence for the plan of the rest of the south side comes from the white floor which was found all over the central area. This stretched unbroken across the line which the south range would have followed if it had corresponded to the north side. As just mentioned, it followed the line of the channel (not being found to the south-east of it), which turns off at an angle towards the south-west, as far as its junction with a wall on the east-west axis of the Forum. This wall bonded in with a fourth surviving section of the channel, and was contemporary with the white floor, which sealed its foundation trench, thus providing additional proof that the original drain belonged to the Forum layout. To the south of this wall there was a similar white floor, at a slightly lower level, also sealing its foundation trench. This floor could only be traced 12 ft. to the south at the east end, owing to the proximity of the modern road, but traces of it existed farther west, where its make-up was found unbroken for a distance of 18 ft., with no sign of a further wall. The single wall found continued beyond the area to the west.

The reason for the failure to complete the south side of the usual plan has already been mentioned, the existence of the large sinkage right across the line which the internal ranges should have followed. This sinkage (see section R-S, pl. xxxiii, and pl. x *a* and *b*) was about 21 ft. by 18 ft. across, and the edges in the break of the Forum floor were vertical. The pit could not be completely excavated, but the bottom was touched at one edge at a depth of 11 ft. below the Forum floor, while the dip of the strata showed that the sinkage was much greater towards the centre. Patching of the sinkage apparently started at once, for a few fragments of early re-surfacing, prior to the floors of the second-period structure, were found, and the sinking continued throughout the Roman period and afterwards. A large cavity was actually found, above which the filling was medieval. This sinkage is on too large a scale for it to be likely that it was due to any early pits, while the well-defined edges show that it was not a ditch connected with the sinkages farther east. The cause was probably geological, due to the action of water on the mixed

streaks of sand and clay in the subsoil. It is to be presumed that the architects of the Forum had originally hoped to overcome the sinkage by filling, but that their experience in the south-east corner showed that this was impossible. They must then have hoped that if no building was close to it the area would serve as part of the market-square, and efforts were made to patch up the first stages of the sinking. Later it must have been decided that the sinkage was so serious that the area would not do even for that, hence the change in plan involved by the second building period.

The plan of the south side is therefore largely uncertain. It would not appear that the wall found was the actual boundary wall of the Forum, for the floor outside it was similar to that inside. On the other hand, though, the wall may have formed part of a portico to correspond with that bounded by the drain on the north side; the width of the space beyond it as traced was equal to the overall limits of the northern division, and there was no trace of a further wall. But the general appearance of the plan does suggest that the buildings were transferred farther south to avoid the big sinkage on what should have been their line.

The question of the composition of the southern range of buildings cannot be settled by the line of the road along the south side. It has generally been supposed that the line of the present High Street, with High Cross Street suggestively dividing the town into four, represents that of the main Roman street. If this were the case, there would not have been room for a southern range, since the position of the road could not have been appreciably farther south, since there are two mosaic pavements on the other side of the modern street, only some 60 ft. east of the Jewry Wall. It is, however, now clear that the main Roman street is not under High Street, but approximately on the line of Silver Street and Town Hall Lane (on which, appropriately enough, is situated the medieval Town Hall). In 1939 a section of a road was uncovered,¹ 250 ft. south of the Forum. A line through this, on the axis of the road north of the Forum, which may be presumed to give the alinement of the Roman street plan, exactly connects up the medieval East Gate (which is proved to be on the position of the Roman gate by the alinement of the Fosse Way upon it) with the medieval West Gate (see map, pl. xxviii). This line, therefore, almost certainly represents the line of the main east-west road of the Roman town. This being the case, there would still be room for a southern range of buildings beyond the area excavated, and also room for a small block of buildings, presumably independent, between the Forum and the street. For the Forum not to occupy the whole of an insula is not unusual, for instance at Silchester, Verulamium, and possibly Colchester.

The Forum thus laid out, whether with a south range or not, had undoubtedly a very unusual plan. It is doubtful, as already suggested, that it was actually ever used, for no traces were found of the steps which must have been intended to lead down from the Basilica to the Forum, and the floor of the central area showed little signs of use. It may well be that the great hole on the south side of the central area made the builders decide to lay out another Forum elsewhere. Even if this was not decided before the building was completed it was certainly after not very many years, for the dating evidence proves

¹ As reported by F. Cottrill in *J.R.S.* xxx, 169.

that the second building period, in which Baths were substituted for Forum, was not very much later than the original date.

Dating evidence for Forum. The laying out of the Forum involved the sweeping away of a number of early buildings. The latest of these buildings, N. V, beneath the north range of shops, was dated by a *sestertius* of Trajan (M. & S. 492, A.D. 103-11, in good condition) and a *dupondius* of Nerva (M. & S. 61, A.D. 96, slightly worn). The pottery was of similar date, the Samian including three sherds of Form 37 of Trajanic date (see above, p. 13).

The description of the structure of the Forum will have shown that the deposits contemporary with its building would include a great deal of earlier material. Not only did the walls cut deep down into earlier levels, the material so disturbed being, of course, included in the filling of the foundation trench, but the floors of the ranges surrounding the actual area were all considerably raised by the importation of much filling-material (see sections, pl. xxxi). This filling-material came from other parts of the area, largely probably from the central square, where the floor rested direct on levels of the mid-first century. Many of the finds were, therefore, of an early period.

The coin list was as follows: Uncertain Gallic silver coin of first century B.C.; Nero *as*, M. & S. 338, A.D. 64-6; Nero *as* (4), M. & S. 329, A.D. 67-8; Nero *dupondius* (2), M. & S. 304, A.D. 67-8; Nero B.M. p. 249, note C. 249; Vespasian *as*, M. & S. 497 var., A.D. 71; Vespasian *dupondius*, M. & S. 473 var., A.D. 71; Vespasian *as*, M. & S. 527 var., A.D. 72-3; Vespasian *dupondius*, M. & S. 740, A.D. 72-3; Vespasian *sestertius*, M. & S. 752, A.D. 77-8; Domitian *as*, M. & S. 304, A.D. 86; Domitian *as*, M. & S. 350, A.D. 87.

The pottery, while including much of the Flavian period and earlier, does also include a considerable amount which goes down to the Hadrianic period. The Samian (figs. 5 and 6) included five sherds dated to the Trajan-Hadrian period (Forms 18, 30, 33, and 37(2)) and eight dated to the Hadrianic period (Forms 15, 18, 27(2), 37(3), and 42), while one sherd of Form 37 may go down to the Hadrian-Antonine period, A.D. 130-40.

The mortaria stamps were three examples of G. ATTIVS MARINVS (A.D. 80-110), COERTVTIN,¹ CRES[CENS (Flavian?), DOCCAS? (Flavian), GENIALIS (A.D. 80-110), SOLLVS (A.D. 60-90).

The coarse pottery (figs. 41-3) included a large number of forms common in the period A.D. 110-20, and some which first appear soon after A.D. 120.

The evidence, therefore, suggests a period *c.* A.D. 125-30, or possibly slightly later on the strength of the one Hadrian-Antonine sherd.

Comparison between the Plan of the Leicester Basilica and Forum and Other Examples

Professor Atkinson has recently published² a study of the types of fora of the Western Empire, and has given the name Principia Type to the class to which all the completely

¹ For this potter Mr. Birley (fig. 53, 3) suggests a date in the second half of the second century, but see my footnote.

² *Report on Excavations at Wroxeter 1923-27*, Appendix C.

known British fora belong. The essence of this type is that associated in one complex should be an open area with a surrounding range on three sides and on the fourth a range of official rooms separated from the open space by a basilica, a terrace, or a smaller open court. A further feature is that the complex does not incorporate a temple. The British fora of this type (including Cirencester, of which the Basilica alone has been cleared, but which appears to belong to it) are illustrated on pl. xxix. He suggests that the fora at St. Albans and Colchester are of different types, but too little is known of them for any certainty. That of London is probably of the Principia type, but again little is known of it.

Professor Atkinson has demonstrated the development of the type from the Principia of a military camp, and has suggested that military architects were employed in the construction of fora of this type. The relationship between the two is clear, and may rightly be accounted for by the use of a military architect. Any closer connexion is, in fact, unlikely, since none of the British fora are likely, from what is known of the building-history of Romano-British towns, to have been erected until some time after military occupation in the neighbourhood of the known fora had ceased. The only dated example, that of Viroconium, was built in A.D. 130, while the town ceased to be a legionary headquarters at latest by c. A.D. 79, so that the suggestion that the size of the Forum was connected with that of a two-legion headquarters, since the garrison had originally been of that size, is too far-fetched.

The plan of the Leicester Forum and Basilica clearly does not conform exactly to that of the usual Principia type, though pl. xxix shows that there are considerable divergences in detail in the British examples. The lack of correspondence between the north and south sides is, as has been shown (pp. 21 ff.), probably accidental, and due to changes imposed on the building by ground weakness during the process of construction. There still, however, remain two main differences, the lower level of the Forum area with reference to the Basilica and northern range, and the rooms in the angles between the Forum and Basilica.

The divergence in levels is probably to be accounted for by the lie of the land. The building lies on the slopes above the river bank, and from the west to the east side of the part of the Forum excavated, a distance of 168 ft., there is a rise in level of about 4 ft. 6 in., with, to judge from the modern levels, a considerably increased rise to the east and fall to the west outside the area excavated. A parallel is provided by the Forum of Aequum in Dalmatia¹ which similarly was built on sloping ground. Here the Forum was 1.50 m. below the level of a terrace which takes the place of the Basilica, and lies between the Forum and the official rooms in the rear. Two flights of steps led up to the terrace from the Forum. The remains of the side ranges were ill preserved, and it is not clear how they accommodated themselves to the two levels, but since they appear to be continuous with the terrace and the division wall between the latter and the Forum does not continue across them, it is probable that they, too, were at a high level. On the fourth side, opposite the terrace, was a monumental entrance, probably again incorporating

¹ *Jahreshefte des Österreichischen Archäologischen Institutes in Wien*, Bd. xvi, 1913, Beiblatt.

steps, since the level of the street beyond was lower. In Britain it is possible that the level of the Forum at Silchester¹ was originally intended to be somewhat lower than the Basilica, though the difference is not so pronounced as at Leicester. As found, the Forum was floored with gravel at a level of 9 in. to 12 in. below that of the Basilica. The gravel was 2 ft. thick and rested in a mortar bed 5 in. thick. The excavators suggested that it may have been originally intended to floor the area with some more solid material, presumably stone slabs or tiles, which, of course, would only have been a few inches thick, and the resultant level would have been nearly 3 ft. below that of the Basilica.

The rooms in the angle of the Forum and Basilica are of greater importance as a divergence from the usual plan, since they introduce a new element into the components of the structure. It is, of course, possible that the addition is merely an opportunist one, to fill in the angles beside the steps leading up to the Basilica. Since the full plan of the Basilica could not be uncovered, it is impossible to say whether they represent an addition to the normal plan or are a substitute for some part of it—for instance, for the official rooms in the rear. An example in which these rooms are missing and their places are apparently taken by rooms at either end of the Basilica is that at Klagenfurt.²

The rooms are similarly absent in the Basilica of Augusta Bagiennorum in Liguria,³ and here again there are additional rooms at the ends of the Basilica. In this case the complex is not strictly of the Principia type, since the Basilica lies at the narrow end of the Forum, and there is a podium or small temple in the latter.

A Basilica which appears to present a close parallel is that of Ladenburg on the Neckar.⁴ Here (fig. 3) on one side of the Basilica are two blocks very similar to those at Leicester, though less subdivided. They are similarly divided from the Basilica by a narrow passage and from the approach to the main entrance by others. Schultze demonstrates that it is improbable that the space between was roofed, and considers that it was a small forecourt leading up to the great triple entrance to the Basilica. If this was the case, the appearance from this side must closely have resembled that of Leicester. Schultze reconstructs the superstructure of these blocks as separate roofs for the two rooms and the porticoes adjoining the suggested forecourt, while he considers that the narrow strip between the rooms and the Basilica was not roofed, but the result is not very convincing, and it seems more probable that the blocks were roofed as a whole. Another point of resemblance between Ladenburg and Leicester is that the arcades between the nave and aisles of the Basilica were based on large piers, which apparently carried up as piers and did not support columns. Schultze suggests that the much greater solidity of these arcades and of the walls of the Basilica as compared with his earlier examples indicates that the nave and aisles were vaulted instead of having timber roofing. He takes the date of the building to be early third century A.D., but there is little evidence.

With reference to this last point of the internal divisions of the Basilica, it is certainly

¹ *Archaeologia*, liii.


² *Jahreshefte des Österreichischen Archäologischen Institutes in Wien*, Bd. xv, 1912, Beiblatt.

³ R. Schultze, *Basilika* (Römisch-Germanische Forschungen, Bd. 2), p. 40.


⁴ *Ibid.*, pp. 55 ff. and pl. x.

DIE BASILIKA VON LADENBURG

AUFBAUENTWURF. MASSSTAB 1:500

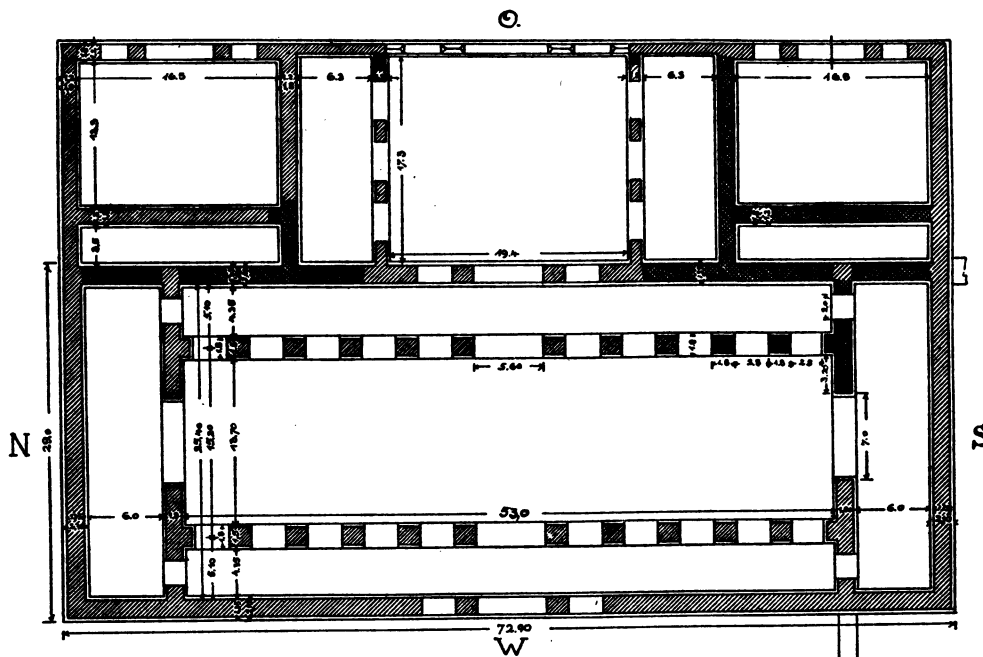


ANSICHT von OSTEN



QVERSCHNITT

SVEDSEITE



GRVNDRISS




FIG. 3. The Basilica of Ladenburg, from R. Schultze, *Basilika*

more usual that these should be colonnades. It is possible, however, that the arcades of the Basilica at Cirencester¹ consisted of piers, since large stones (or the place from which they had been robbed) were found at the ends of the sleeper-walls dividing the nave from the aisles. These were 4 ft. 10 in. square, which is exactly the size of the Leicester piers, and which seems an unnecessarily large size to support columns.

The above examples show that the unusual features of the Leicester building, other than those dictated by the accident of the slope of the ground, can be paralleled elsewhere. Without complete clearance, however, it is difficult to be sure whether it is a variant of the Principia type or whether it belongs to a separate category. It must be emphasized that hardly any Forum, either in Britain or on the Continent, has been archaeologically dated. Conclusions as to the date of the buildings from that of the foundation of the town, which can often be fixed historically, may be very misleading, since excavations in Britain have shown that there is often a wide divergence between the two dates. There is, therefore, much still to be done both on the typology of the plans and of the architecture.

SECOND BUILDING PERIOD

Bath Building

At a date which cannot have been very much later than that of the building of the Forum (see below, p. 31), all idea of using the central space as a market-square was abandoned, and across the centre, but not touching the unsound area, was built a large Bath building. The Baths were of massive structure but simple plan. The main block was divided into three approximately equal halls. Off each of the two end ones opened two apses (pl. XI). The apses on the west side apparently contained heated plunge-baths, for adjoining them to the west were what must have been furnace rooms, judging from the amount of burnt material which covered them. No trace of the actual hypocausts survived, but the interior of the apses was very completely disturbed. Between the two apses was a narrow room which, to judge from the attached furnace, must also have been heated. It is unlikely to have been an antechamber to the main hall owing to the thickness of the burning in a whole succession of levels sealed by hard floors, which covered both the presumed furnace and all the courtyard area to the west. The apses at the north and south sides of the halls were slightly smaller than the western ones, and there was no trace of burning in connexion with them. They may have been merely semicircular apses off the halls, the chord of the apse being a structural sleeper-wall, or they may have been cold and tepid plunge-baths. The stratification makes the latter the most likely. Robber trenches were clearly visible above the walls, cutting through the filling inside the apses. This filling, however, was extremely rubbly and contained as much medieval pottery as the robber trenches. There must, therefore, have been something to rob in the interior, probably the brick lining of the bath, and the robbing of this was done and

¹ *Proc. Soc. Ant.* 1898, pp. 201 ff.

debris allowed to fall back inside before the walls themselves were robbed. If there had only been a solid earth floor the robber trenches would have been visible cutting through undisturbed Roman filling, so the existence of baths is probable. Systems with similar hot and cold semicircular baths are fairly common, as, for instance, at Trier in the Kaiserthermen. On the east side the plan was completed by three smaller rooms, between the pre-existing rooms in the corners. In the northernmost of these, room IX, was found the only actual fragment of hypocaust surviving. This consisted of a small fragment of the lower floor on which the pilae rested (pl. XII *a*). The floor was of solid opus signinum 6 in. thick, and the position of the pilae was clear, though none were in position. Their place was shown by patches of pink mortar, separated by intervals of about 1 ft. 8 in. Most of the pilae seem to have been 11½ in. square all the way up, for the impression of mortar was of that size, and in some fallen debris near by a group of three bricks of that size were found still stuck together (pl. XII *c*). A number of other impressions were 1 ft. 4 in. by 9 in., so some of the pilae may have been of different size. The furnace of this hypocaust was not identified. Presumably connected with these rooms was a large water-channel (pl. XII *b*), which runs across from the south-east corner, and which was shown not to belong to the original building, both by its structure at the south-east end (see p. 21) and by the fact that it cuts through the Forum floor (see section P-Q, pl. XXXIII). The continuation of the channel to the west is uncertain. It did not continue across room B and must, therefore, have turned along its south wall, which was completely robbed. Beyond that, deep robbing has destroyed all sign of its course.

The layout is not very easy to interpret and is discussed in detail below (p. 31 f.). Since the service area appears to be on the west side, with its three furnaces in a row, it is probable that the entrance was from the Basilica, through the centre of the three rooms on that side. The entrance was, no doubt, also reached from the side passages which had existed in the Forum period. The most probable interpretation is that there was a central range of bathrooms, with subsidiary suites on either side.

In addition to the rooms actually constructed for the Baths, however, the greater part of the buildings of the Forum presumably remained in use. The new buildings only impinged on the old in three places. Two of these were the verandas surrounding the rooms in the eastern corners. The walls of the verandas were rebuilt to form the side wall of the main bath block. Little of this wall survived, and none of the earlier one, but the stratification made the succession of events clear. The only portion of the original building actually destroyed was the portico or terrace forming the innermost part of the northern range. The drain which had acted as its retaining wall was partially removed, and the northern apse built across its line (pl. XIII *b*).

Contemporary with the walls of the bath was a great depth of filling, mainly of clean sand and river gravel, which raised the floor level many feet. The actual walking-surface was nowhere preserved, owing to medieval and modern disturbances. The only indication of the level was the fragment of hypocaust basement mentioned above. This was raised to about 4 ft. 6 in. below that of the floor of the Basilica, so it is probable that the floor actually walked on was not far from that level. The flight of steps down into the

Forum was therefore abolished, and the sunk area which had originally occupied the centre was filled in.

On the south and west sides the Baths were surrounded by a courtyard. The floor of this was of hard mortar, and sloped fairly steeply away from the apses and other walls, so that while against the Bath walls it was 3 ft. 6 in. higher than the Forum floor, some 25 ft. farther south it was only about 1 ft. higher (see section G-H, pl. xxxi). The boundary of this courtyard was not found on the west side, but on the south another wall was added inside the one of the Forum period. The two together may have formed a portico bordering the courtyard.

This portico ended to the east against the channel which, as already described (pp. 21-2), was rebuilt in this period. One fragment of this survives to its capstone, and shows what a very substantial structure it was (pl. XIII *a*). Both the floor and roof were formed of large blocks of Derbyshire Millstone grit, that at the base being let into the walls at the side, while the top one rested on top of them. As in the first period, the channel served as a boundary to a higher level to the south-east, the floor there being 2 ft. above that of the courtyard. An additional wall was built in this south-east angle, probably cutting off the area to the east, again because the sinkage of the soil was so serious that the space could not be used. The stratification and finds show that the sinkage continued right through the Roman period. To the south of this new room was yet another, for a wall, running at a slight angle to the general axis of the building, was found disappearing beneath the modern road. To the west of it was a fragment of brick tessellated floor. This was the only portion of such floor actually found, though an enormous number of tesserae appeared all over the site. A small fragment of wall possibly balancing this, like it inclined slightly inwards, was found farther west. Only a very small portion of its foundations survived, and so complete was the disturbance by modern drains that even its junction with the possible portico could not be traced, but it definitely did not turn in any other direction. There may, therefore, have been some sort of a porch, with walls inclined inwards, between the portico and the road.

The evidence that the Bath building was definitely later than the Forum was both structural and stratigraphical. The walls of the Baths were all much thicker and more solid than those of the Forum, and the core seemed to be more of the nature of concrete, and rather less coursed, than the earlier ones. The only place where a wall of the Bath period could be seen cutting across one of the Forum period was at the south-east angle of the courtyard, where, as already described, the existing fragment of drain which cuts the Forum floor and is contemporary with the courtyard floor cuts across the broken end of the original wall. The relation of the north end of the main Bath building to the Forum is everywhere obscured by what appears to be an abortive robber trench. The walls are here standing to a fair height, with the robber trenches of the upper parts clearly visible. These trenches cut through another trench which runs parallel to the outside of the walls, cutting through all the Roman filling, but which contained a fair amount of medieval pottery (not nearly as much as the actual robber trench), and much late Roman pottery. This was at first taken to be a foundation trench, and to date the

building to the fourth century, but the presence of medieval pottery was consistent, and the trench must represent an earlier intended robbing which was not carried out, at any rate to the foundations. Inside the north end of the Baths the walls clearly cut through the low level of the central Forum square. The stratigraphical evidence was even clearer at the south and west sides, where the Bath walls cut through the Forum floor with great wide foundation trenches (see pl. xiv *a* and section G-H, pl. xxxi).

Dating Evidence. The material from the foundation trenches of the Bath walls was used to make up the floor of the surrounding courtyard which, therefore, contained a great deal of earlier material. The filling of the interior of the building was of almost clean river sand and gravel, which produced no dating evidence. The list of coins found is as follows: Nero *as*, B.M. 381-3, A.D. 64-6; two *dupondii*, indeterminate; Vespasian *as*, M. & S. 500, A.D. 71; *dupondius* worn, indeterminate; Antoninus Pius *as*, M. & S. 934, A.D. 155-6 (in layer contemporaneity of which with building of Baths was not absolutely certain, though probable); coin both sides uncertain, but possibly cf. M. & S. 934, A.D. 155-6; Faustina II *denarius*, M. & S. 517, A.D. 145-61.

The Samian includes, in addition to a great quantity of earlier material, two Hadrian-Antonine sherds (Forms 37 and 38) and five Antonine (Forms Ludowici TK, 18/31, 37, 44, and 45) (fig. 7, 1-10).

The mortaria stamps were ALBINVS (A.D. 60-90) and G. ATTIVS MARINVS (A.D. 80-110).

The coarse pottery suggests a date early in the Antonine period (figs. 44-5), since it includes a number of forms which appear about A.D. 140, but does not go down as late as Antonine Wall sites.

The evidence, therefore, suggests a date of *c.* A.D. 150-60.

Plan of Bath Building

The interpretation of the plan of the Baths is not easy since so little remains of the floor level and of any heat- or water-channels. The only reasonably certain points are that the furnace area, apparently the only one, lay on the west side of the building, that room IX, and probably rooms X and XI as well, were heated, and that the apses projecting from the main block, on analogy with other bath buildings (e.g. the south Bath at Timgad), were small plunge-baths or basins.

The plans of public baths have been exhaustively studied by Krencker¹ and Atkinson.² It is clear that Jewry Wall Baths have nothing in common with Krencker's 'Reihentyp', to which Atkinson shows the Wroxeter and most of the military baths in Britain to belong, nor with his 'Ringtyp'. They can, however, be interpreted as a variant of his 'Kleine Kaisertyp', in which there is an inner axis of a line of rooms comprising as a rule *apodyterium*, *frigidarium*, *tepidarium*, and *caldarium*, with supplementary rooms, allowing of a more elaborate bathing process, on either side. The type to which they would, if this interpretation be correct, approach most nearly is that schematically reproduced in

¹ D. Krencker and E. Krüger, *Die Trierer Kaiserthermen* (Trierer Grabungen und Forschungen, Bd. i).

² *Wroxeter*, 1923-7.

op. cit. Abb. 239 c., based on the Kaiserthermen at Trier. Interpreted thus, rooms II and VII would be *apodyteria*, the area in front of the original entrance to the Basilica a joint *frigidarium*, room X the *tepidarium*, and the central room of the main block the *caldarium* of the rooms on the main axis, with the small oblong room in the western row either a *sudatorium* or a plunge-bath. For bathers requiring more elaborate baths it is possible that small swimming-baths were provided in rooms III and VIII, with rooms IX and XI serving as *tepidaria*, and the north and south rooms of the main block, each with two plunge-baths, one hotter than the other, as *caldaria* in the two suites.

The reasons for suggesting this interpretation are as follows. The only traces of furnaces are the three projecting rooms at the west side of the main block, where the successive layers of burning make the identification reasonably certain. The *caldarium*, whether one or several, must therefore be at this end, nearest to the source of heat. Further, apsidal projections to the *caldaria* are characteristic of this type of baths. The three furnaces suggest three parallel bathing systems. The additional elaboration of the systems flanking the central axis is another characteristic of the type, and the new drain or aqueduct brought obliquely across from one of the groups of rooms in the corner of the Forum to the other in period II may have been for the purpose of supplying the swimming-baths often found attached to the more elaborate schemes. Since the position of the *caldaria* must be on the west side of the building, it follows that the entrance and the *apodyteria* must be on the side adjoining the Basilica, and it seems most probable that another of the original corner rooms of the Forum was on either side adapted to this purpose.

Another interpretation might be that the area in front of the original entrance to the Basilica served as a joint *apodyterium*, room X as a joint *frigidarium*, rooms IX and XI as *tepidaria*, and the north and south rooms of the main block as *caldaria*. This would, however, leave the central room of the main block and its adjoining small oblong room and furnace without any obvious function in a coherent scheme, and the first interpretation seems preferable.

The Basilica may have been transformed into a basilical hall of the type often attached to baths, or it may conceivably have continued to serve as the main Basilica of the town, with all its official functions, with a new Forum on the east side. The remainder of the Forum area, of which, of course, the extent is unknown, as the west side has not been traced, may have served as a *palaestra* for the baths. Its situation would more normally be on the *frigidarium* side of the building, but this divergence from the normal might be dictated by the fact that the plan was an adaptation of an existing building, as might the other divergences from the more usual baths of the 'Kaisertyp'.

THIRD AND SUBSEQUENT PERIODS

No evidence survived of any alterations or additions to the Bath building. Within the walls both of the Baths and of the Forum structures, medieval and modern disturbances had removed the actual floors even of the Forum period, so that the only trace of

the later periods was in the pottery and other finds in robber trenches. In the courtyard to the south and west, however, a complicated succession of floors survived, indicative of prolonged and heavy use. The first main level, which was a hard floor over a considerable area in the south-west corner, was not associated with any structure, and is referred to as III in the lists of finds. Dating evidence for it was as follows:

No coins.

The Samian included nine Antonine sherds (Forms 33(3) and 37(6), all by CINNAMVS of Lezoux) and one Form 33 probably late Antonine (fig. 7, 11-23).

The coarse pottery (figs. 46-7) contained a number of Antonine types and included the first sherds of Castor ware to appear. The date is, therefore, c. A.D. 180.

Level IV. The next floor, called IV, was not so widespread, but was very hard in the south-west corner. It was associated with the only structure added to the Baths, a grid-like building (pl. xv), in the south-west angle of the area excavated, and continuing beyond it to the west. Connected with an eastern end wall were five walls, close together, running east and west. Four of these were new, while one was the inner wall of the possible portico of the Baths courtyard. The way in which the east wall of the new building is built over the top of this wall is very clear in pl. xiv b, but inside the building it was in use with the floor of the building. Outside the building it was apparently abolished altogether, for though the greater part of its foundations was later robbed (pl. xiv c), part of them was sealed by the next floor, and the robbed part must have been discovered by accident and not been upstanding.

Near the western edge of the area, the building is traversed by a large water-channel, which presumably runs right along the western boundary to connect up with that in the north-west corner (pl. xvi b). It is not, however, found to the south of the building, where undisturbed levels cross its line. This channel breaks through the Bath-period wall which was incorporated in the new building, the wall being given a very obvious patched-bond with it. The other walls have butt ends against it, but it is probable that they are contemporary with it, unless another period is to be introduced and the channel considered to be later than the Baths, but earlier than the new building. Beyond the channel the east-west walls continue beyond the edge of the site.

The purpose of the new building is obscure. The walls seem not to have been carried up farther than their general existing height, but to have formed sleeper-walls for piers at that height. Traces of three of the piers exist, two being shown in pl. xvi c and d. The floor between the walls is poor and soft and about 6 in. below the existing tops of the walls, the hard floor of the courtyard being 1 ft. below that height. Both the nature of the floor and the narrowness of the space between the walls make it unlikely that the space was used, and make it unlikely, for instance, that the building was a small arcaded market hall on the lines of so many medieval ones. It is far more likely that the grid walls are merely structural to spread the weight of some large superstructure. The plan suggests some analogies, one of which is a similar building in Fenchurch Street, London. There, however, the walls are only 18 in. wide and 18 in. apart, while in the Leicester

one the walls are 3 ft. wide and 5 ft. apart. Similar divergence of scale differentiates it from the familiar granaries of military sites. The most possible suggestion is that the building is a substructure to support a large water-tank for the supply of the Baths. This could have been filled with water from the river by any of the mechanical means known to the Romans, such as force pump, water-wheel, or chain of buckets, as has been suggested for the water-tower which supplied the pipe-line to Lincoln. The channel in the middle of the building is evidence that the building was connected with water; it may have served to carry off the overflow. It must be admitted that no trace was found of channels from the building to the actual baths. These would, however, have had to be raised pipes, and the very great number of medieval wells and pits may conceal the traces of some piers supporting these.

In the description of the excavation of the Raw Dykes¹ it will be seen that this tank may be the second effort to provide water for the Baths. It is probable that even this failed, for overlying the walls were thick layers of sticky clay, as though the tank had burst. It has been suggested above that the only successful means of supplying the water proved to be by hand, in large jars, enormous quantities of the fragments of which were found in all the later levels in the service area to the west of the Bath building.

The dating evidence for this addition to the plan was inconclusive since the fillings of the foundation trenches and the make-up of the floors consisted almost exclusively of the material from the deep and wide foundation trenches, and included a large amount of very early material.

The coins were Claudius I *as*, M. & S. 68; Antoninus Pius *dupondius*, obverse illegible.

The Samian was exclusively early. The coarse ware was mainly early, with a few late-second-century forms.

The only real evidence for the dating thus comes from the stratigraphical position of the level between III and V, and from this the structure may be dated to A.D. 180-200.

Subsequent Levels

No structures are associated with the large number of subsequent repairs to the floors of the courtyard (levels V-IX in sections, pl. xxxiii). The majority of the early ones were of hard mortar or gravel, while the later ones tend to be softer and to incorporate more burnt material. The following list gives for the dating evidence the various floors.

Level V. Coins: Vespasian (*dupondius*, obliterated); Antoninus Pius (*as*, M. & S. 934, in poor condition); Faustina II (*as*, M. & S. 1395) and a second probably of Faustina II.

Samian (fig. 8): 8 Antonine sherds (all form 37).

Coarse wares (fig. 48). Castor ware still not very common. Predominantly Antonine, similar to Antonine wall groups.

Date *c.* A.D. 200.

Level VI. Coins: Vespasian (*as*, M. & S. 500, A.D. 71, and *dupondius*, M. & S. 798,

¹ pp. 40 ff.

A.D. 74); Trajan (*as*, obliterated, A.D. 97-103, and *sestertius*, obliterated); Hadrian (*sestertius*, obliterated, and *denarius*, M. & S. 122, A.D. 119-22), and Antoninus Pius (*dupondius*, M. & S. 908, A.D. 152-3, and *as*, M. & S. 934, A.D. 155-6).

Samian (fig. 9, 1-15), 7 Antonine sherds, all form 37, 3 being by *DOECCVS*.

Mortaria stamps: *GRATINVS* (A.D. 160-200) and *MOC* (A.D. 80-110?).

Coarse ware (fig. 49): Castor ware more common, but still of early type. Many of other forms close to Antonine types but including some common in groups dated late second-early third century.

Date *c.* A.D. 220.

Level VII. Coins: Trajan (*dupondius*, M. & S. 653, A.D. 114-17); Hadrian (*sestertius*, M. & S. 779, A.D. 134-8); Antoninus Pius (*dupondius*, M. & S. 1154, *c.* A.D. 141-5).

Samian (fig. 9, 16-22): Four Antonine sherds (forms 37(2), 44, and an inkpot), and a third-century form 37, dated A.D. 220-40.

Mortaria stamps: *GRATINVS* (A.D. 160-200).

Coarse ware (figs. 50 and 51, 1-7): Castor ware in considerably greater quantity, but in form and rim not so late as late-third-century groups. Hammer-headed mortaria of the type becoming common in the first half of the third century. Other forms developing from Antonine types.

Date: first half of third century A.D.

Level VIII. Coins: Trajan (*dupondius*, obliterated), Commodus (*denarius*, M. & S. 150a, A.D. 186-7) and Septimius Severus (*denarius*, M. & S. 288, A.D. 202-10).

Samian: None datable.

Coarse ware (fig. 51, 8-13): Appearance of flanged Castor dish, which seems just to appear in late-third-century levels.

The level, which was a thin one, therefore, seems to date to the second half of the third century.

Level IX. Coins: Trajan (*sestertius*, obliterated); Constantine I, (Coh. 548, A.D. 313-15).

Samian: 19 Antonine sherds (forms 31(2), 32, 33, 37, 38(9), 45(4), and 79) and one third-century form 37, *c.* A.D. 220-30 (fig. 10). It is suggested (p. 195) that some of the examples of forms 38 and 45, though similar to the Antonine forms, may go on into the third century, since these numbers are so much greater in this level, and form the link with the imitation Samian copies of these forms so common in the fourth century.

Mortaria stamp: *NAN* (1), (Antonine).

Coarse ware: Castor later in ware and form than late-third-century groups, but not so late as late-fourth-century groups, imitation Samian rare. Mortaria all hammer-headed, of late-third-century to early-fourth-century types. Other forms of similar date (figs. 52-3).

Date: first quarter of fourth century.

The latest floors which survive exist mainly only over the deep sinkages, where the

X continued subsidence of the soil has carried them below the general level (level X in section R-S). Patches of later filling also survive in rooms VI and VII, and south of the drain in the south-east angle (level X in sections L-M and N-O). The pottery (figs. 54-5) can be dated to the mid-fourth century and *c.* A.D. 360-70 respectively.

Coins from the patches of late levels were Hadrian (*as*, M. & S. 673, A.D. 125-8); Septimius Severus (*denarius*, M. & S. 167, A.D. 200-1); Gallienus (*antoninianus*, obliterated); Quintillus (*antoninianus*, M. & S. 59); Tetricus I or Victorinus (*antoninianus*, obliterated); Tetricus II (*antoninianus*, obliterated); Constantine I (Coh. 20, A.D. 320-4); Constantine II (Coh. 12, A.D. 320-4); Crispus (Coh. 29, A.D. 320-4).

It is clear that as late or even later floors once existed all over the area, from the evidence of the great quantity of fourth-century coins and pottery found in the robber trenches and other disturbed areas. When the walls had been removed, the resulting holes were filled up with soil from the adjoining area, the filling thus containing objects of the late Roman period mixed with those of the period of robbing (pottery fig. 56).

As has already been described, evidence of the period of decay at the end of the Roman occupation comes from the road surface on the north side of the site. Fourth-century pottery was found resting on the surface of the highest existing road, while beneath this road was late-second-century pottery. The existing surface was badly cut up by wheel-tracks, of which the average gauge is 4 ft. 8½ in. (pl. xvii). Efforts had been made to patch these ruts in parts. One such patch shows clearly in the middle of the stretch cleared, the deep rut coming to an end against a patch of rough, heavy cobbles. The ruts were already beginning to cut into the surface of the older road beneath, and it is clear that later surfaces have been entirely destroyed, thus accounting for the gap in date between the pottery beneath and that above the road.

The list of coins from the disturbed levels is as follows:

Robber trenches. Republican 1, Tiberius 1, Claudius I 1, Nero 1, Vespasian 1, Nerva 1, Trajan 4, Hadrian 3, Faustina II 1, Septimius Severus 1, Caracalla 1, Julia Paula 1, Alexander Severus 4, Gallienus 13, Claudius II 21, Claudius II or Quintillus 1, Victorinus 12, Tetricus I 20, Tetricus II 13, Tacitus 1, Probus 2, Carausius 7, Maximian Hercules 1, Allectus 4, indecipherable radiates 7, barbarous radiates 5, Diocletian 1, Constantius I Chlorus 2, Constantine I 19, Theodora 1, Helena 2, Constantine I or Constantius Caesar 1, Licinius 3, Constantinopolis 7, ditto barbarous 3, Urbs Roma 4, ditto barbarous 1, Constantine II 9, Crispus 3, Constantius II 12, Constans 8, Constans or Constantius II 6, House of Constantine 14, Magnentius 2, Julian 1, Valens 11, Valentinian I 4, Valens or Valentinian I 10, Gratian 7, Valentinian II 2, indecipherable fourth century 17.

Unstratified. Gallo-Roman *temp.* Augustus 1, Claudius I 3, Vespasian 4, Domitian 2, Trajan 13, Hadrian 4, Antoninus Pius 3, Faustina I 4, Marcus Aurelius 2, Faustina II 2, Septimius Severus 1, Elagabalus 1, Julia Mamaea 1, Alexander Severus 1, Philip I 1, Gallienus 11, Salonina 3, Postumus 4, Claudius II 15, Claudius II or Quintillus 1, Victorinus 6, Tetricus I 17, Tetricus II 9, Victorinus or Tetricus 3, Probus 5, Carausius 11, Maximian Hercules 1, indecipherable radiates 23, Diocletian 1, Constantine I 26, Theodora 1, Helena 1, Licinius 1, Constantinopolis 4, ditto barbarous 1, Urbs Roma 13, ditto barbarous 1, Constantine II 7, Constans 19, Constans or Constantius II 3, Valens 16, Valentinian I 13, Gratian 8, Arcadius or Honorius 1, Valentinian III 1, House of Theodosius 2, indecipherable fourth century 6.

POST ROMAN PERIODS

As in most places, the invading Angles used the Roman buildings only as quarries. On the actual site, the only find or remains of any sort belonging to the Dark Ages or to any period earlier than the twelfth century is the strap end (fig. 63, 15) for which a mid-fifth-century date is possible. It is suggested above (p. 8) that the actual Jewry Wall was incorporated in an early church, and thus was saved in the initial period of robbing. The robbing was, no doubt, to a certain extent continuous, but there is evidence for two main periods. It seems very probable that in the early period, while the Jewry Wall was incorporated in the church, all the rest of the superstructure was removed and the foundations probably covered with debris. Then, in the thirteenth or fourteenth century, the foundations were partially rediscovered and some of them completely grubbed out. The robber trenches contain great quantities of pottery of the period (figs. 66-67). In several places there is evidence that the robbers of the foundations had not got visible walls to follow, but merely followed the foundations along as they discovered them. The clearest example of this was in the case of the wall dividing rooms I and II. The robbing of this wall was not completed, only the facing stones being removed (pl. VII *b*), by means of a trench dug along each face. The trench on the south side of the wall not only runs right along the face but continues across the passage to the east, as far as the Basilica wall. No wall had ever existed here, and in fact undisturbed soil continues right across the actual line of the wall. It is obvious, therefore, that the robbers had expected the wall to continue there, and had laid out their trench accordingly. The work must have been carried out by some rather stupid workmen, who continued the trench down in spite of finding no wall.

The chief signs of occupation during the Middle Ages are those of destruction. Only two walls were found which could be dated to the period. These run across the north outer portico, and with the walls of the portico form a small room (pl. XVIII *b*). The Roman walls probably only served as foundations for later ones, for quite apart from the evidence that most of the superstructure was robbed earlier, the outer wall was in any case only a sleeper-wall, and was never carried above ground level in Roman times. A floor contemporary with the new wall was dated to the medieval period by green-glazed pottery. Besides the walls, the only other signs of occupation were a great number of wells. The whole site is honeycombed with wells of all periods and all types of construction. A very great number of circular holes filled with black soil were presumably wood-lined wells, though no trace of the wood remains. A considerable number of this type cut through the road on the north side of the site (see pl. XVII). Many go back to the thirteenth or fourteenth centuries. None of them were completely excavated, but they go down deep into the natural soil. Other traces of the period are a number of ovens. The base and door of one of these was well preserved (pl. XVIII *a*), being composed of a Roman quern-stone and other materials. Another fire-place was probably used by the actual robbers of the walls, for the adjacent robbed wall-top is reddened by the fire (pl. XVIII *c*).

Building on any large scale on the site does not appear to have begun until the

seventeenth or eighteenth centuries. From then on a succession of modern foundations carried on the destruction wrought by the Saxon and medieval robbers and well-diggers. The worst damage was done by the foundations of nineteenth-century factories and engine beds, which cut right down to natural soil. Fortunately, however, enough of the stratification, walls, and robber trenches have been left for the plan and history to be worked out as has been described, and for the layout of the building to be reconstructed as a monument to the nineteen hundred years of existence of the City of Leicester.

THE PLAN OF RATAE AND ITS RELATION TO THE FOSSE WAY

The Jewry Wall excavations have enabled some slight beginning to be made in establishing the town plan of Ratae. Professor Haverfield summarized the evidence available to him¹ and came to the conclusion, though the evidence was only indirect, that the line of the medieval walls was approximately that of those of the Roman town. No further direct light has been thrown on this question. A trench dug in 1938 in a garden at the rear of Sanvey Gate on the presumed line of the medieval wall was inconclusive. The evidence now available about the street plan does, however, confirm the coincidence of the line of the walls of the two periods (pl. xxviii).

The principal point established is that of the axis of the street plan, given by the road on the north side of the Forum. The north-south width of the insula is given by the identification by Mr. Cottrill of a portion of a road 155 ft. south of the former. A line through this point, on the axis of the road north of the Forum, exactly joins the medieval east and west gates, thus confirming the supposition that they stand on the sites of the Roman gates. The main Roman street is thus represented by the line of Silver Street and Town Hall Lane rather than by that of High Street, a line which the Forum excavations had shown to be very difficult by the practical overlapping of the traced remains of the Forum structure and the mosaic floors farther east.

The line of High Cross Street is on the same axis, and thus probably this modern street does follow the Roman line. A line on the same axis from the medieval south gate gives a suggestion of the size of the insula immediately east of the Forum. The main north-south Roman street would, if these suppositions are correct, have skirted two sides of the insula, but this is not unusual (e.g. London, Caerwent, Cirencester).

None of the other streets of modern Leicester give any indication of following a Roman line. Early plans of the town (Stukeley 1722, Throsby 1790) show that most of the north-east corner was occupied by gardens in the eighteenth century, while the north-west corner was occupied by the grounds formerly belonging to the Black Friars, so it is clear that there has been no continuity of occupation over a considerable part of the area.

The establishing of the main east-west street provokes some interesting reflections on the history of the Fosse Way. Collingwood² expounded the theory that the Fosse, a notable exception to the continuity of existence of the principal main lines of communi-

¹ *Archaeological Journal*, lxxv, 1918.

² *J.R.S.* xiv.

cation from Roman to modern times, was established as a temporary *limes* by Ostorius Scapula, c. A.D. 48, while he completed the subjugation of the country to the south and east, and that when the advance was continued the road, as a coherent unit, went out of use. This theory was so extremely probable, and provided such a good explanation to the obscure passage in Tacitus (*Ann.* xii. 31. 2) that it has been universally accepted. Actual evidence to support the theory is, however, almost non-existent. The only fortified post on the Fosse Way is Margidunum, and the Fosse (see below), at any rate in its fully developed form, is definitely dated to a period when its defences had been slighted. The only other evidence is a few stray legionary bricks at scattered points approximately on its line.

Haverfield (*op. cit.*) notes that somewhere in the area of Leicester the Fosse changes its direction. Now that the line of the main street is established it is clear that this change is exactly represented by a joint along this line. A particularly long straight section of the Fosse leads direct to the east gate. The continuation to the south-west is lost under modern suburbs in the immediate vicinity of Leicester, but a prolongation of the line from where it does survive, again a good straight section, exactly hits the west gate (pl. xxviii). There is, therefore, strong *prima facie* evidence that when the Fosse, in its developed form, was laid out, the walls and street plan of Ratae were already in existence. As has already been said, nothing is known of the date of the walls. The evidence of the date of the walls of Roman towns in Britain is, with few exceptions (e.g. London, Verulamium, Viroconium), extremely scanty, but what evidence there is makes any walling or regular layout prior to the Flavian period very unlikely and suggests that the walls may be as late as the Hadrianic period. The evidence from the early buildings on the Jewry Wall site likewise shows that it was only in the late Flavian period that the town was beginning to take shape.

The suggestion, therefore, is that the Fosse with its remarkable straight stretches was only laid out somewhere between the Flavian and Hadrianic periods. The evidence of Leicester does not stand alone. Most of the chief Roman towns on its line produce evidence that either their street plans, or the other main roads leading to them, were in existence before the Fosse was laid out (see pl. xxx). Most striking is the instance of Cirencester. There the Fosse changes direction from south-west to south about 2 miles outside the town, to join Akeman Street. With it, it enters the town on the north-east side, makes a side-step in the town, and leaves it appreciably farther north on a line different from that both of the previous line of the Fosse and of Akeman Street. It is true that the Fosse may originally have run, or have been intended to run, direct to the north-east gate of the town, on which it is alined prior to its divergence to join Akeman Street, but this would only emphasize the significance of the change of line coincident with the line of the town walls. In the case of Lincoln, the Fosse joins Ermine Street some little way outside Lincoln, showing this road was in existence first, while at Bath it diverges to join the road from Silchester outside the town, and again goes on on a different line. At Margidunum the original roads to Lincoln and Leicester left the camp on completely different lines to the later Fosse, that to the north-east being parallel to the

Fosse, while that to Leicester runs to the south-east instead of to the south-west. The camp is in fact apparently laid out with reference to a road to a ford over the Trent to the north-west rather than with reference to the line of the Fosse. This line strikes straight across it, and was only constructed when its buildings and defences had been destroyed.

Much of Collingwood's argument is based on the assumption that only at an intermediate stage in the Roman Conquest did the Fosse serve any purpose. The evidence here adduced shows that it must have served a definite purpose at a period considerably after all sections of the frontier force had advanced far beyond it, which as regards the centre must have been by *c.* A.D. 50, and the extremities by A.D. 70-5. If the surviving line is only a rectification of an earlier one, there must have been a purpose for it.

Though this evidence does not suit Collingwood's argument, his reasons for suggesting a frontier on this line are so cogent that one would like to find definite evidence of an earlier, possibly slightly less regular, continuous line, but this remains to be done. As for the date of and reason for the existing layout, it may be suggested that the Hadrianic Thurmaston mile-stone belongs to the layout of the new line of the road, and not merely to a repair, and that it was a deliberate attempt to improve cross-country communications, a part of the great planning and building schemes which archaeology is continually proving to have taken place in this reign. Like much of the contemporary town-planning, it may have been too grandiose for the economy of the country to support and have fallen rapidly out of repair, thus accounting for its omission from the Antonine Itineraries.

THE RAW DYKES

Due south of the Roman city and running towards it lies a linear earthwork known as the Raw Dykes (pl. xix). The only surviving section lies immediately south of the Roman city, at a distance of 1 mile 700 ft. from the Jewry Wall, its surviving length being 330 ft. Early references, however, show that it originally reached to the edge of the city, and when Throsby wrote in 1791 a length of 629 yds. 2 ft. still existed. Its direction as it runs towards the city is slightly east of north, parallel and to the east of the river Soar, and it runs along a narrow band of river gravel which lies between the alluvium of the river and the boulder clay which for the most part caps the Triassic marl to the east.

The date and purpose of the earthwork have been long debated, so in 1938 a cut was made through the surviving portion. This showed (see pl. xxxiii) that in this section it consisted of two banks, apparently unrevetted, placed on the natural gravel, that on the west side being considerably higher than on the east, owing to the natural slope of the ground. The ditch sloped down gradually from the bank, with a sharp-cut trough in the centre. There was no sign of any rapid silt or tip lines in the filling of the ditch, but the whole of the centre, including against the western bank, was filled with a homogeneous mass of red clay.

The cut proved that the earthwork was not pre-Roman in date, for in the bank were found a few sherds of rather worn first-century Roman pottery. The possibilities therefore are that it was a defensive work of Roman or post-Roman date, or else some kind of

water-channel. It does not appear likely that it was either of the former. Its line is approximately that of the Fosse Way, but the river Soar would have formed a much more formidable obstacle than the earthwork, and if it had any function in connexion with the latter as a *limes*, it would have lain to the west of it, for a road as part of the *limes* scheme essentially lies just inside the area controlled. Its line approximately corresponds to the limit of the Anglian advance up to c. A.D. 550, but the argument of its position with reference to the river weighs equally in this connexion. After this period it was of course well within the Anglian province. Against the possibility of its having served a defensive purpose at either period is the fact that there does not seem to be any natural feature, physical or geological, which would account for it ending where it does.

As regards dating, the fact that all the pottery was apparently early Roman suggests that it was constructed in the Roman period. Late Roman pottery is as a rule so much more abundant than early that it would be an unlikely chance that only early pottery was incorporated, if the earthwork was constructed at a period when late pottery was lying about. This argument is not, of course, conclusive.

If the construction of the Raw Dykes for defensive purposes is excluded, it remains to consider whether it can have been intended to serve as a water-channel. In structure and proportions it is not at all unlike the Car Dyke in Lincolnshire, which is generally accepted as a Roman canal. Against this is the comparatively insignificant length of the Raw Dykes, and the fact that it does not seem to lead from or to anywhere particular. The possibility of an aqueduct therefore remains. This could have been supplied with water from the Knighton brook, which runs into the Soar just beyond the existing end of the earthwork, though its present-day flow is not very large. A serious drawback, however, is its level, the height of the bottom of the original channel being 180·75 ft., while that of the door-sill in the Jewry Wall, in one of the lower parts of the Roman town, is 204·40 ft. It is, however, suggestive that, as described above, the original channel was filled at an early period in the existence of the earthwork with an intentional levelling up, bringing its bottom to the height of 187·25 ft.

It is therefore suggested as a theory, not entirely satisfactory, but the best that can be put forward on present evidence, that the Raw Dykes was constructed as an aqueduct, presumably by an incompetent provincial engineer, to bring water to the Roman city. When experience showed that the level was too low, an effort was made to correct it by raising the bottom 6 ft. 6 in. Though there is no proof, it is suggested that the aqueduct was primarily intended to bring water to the Baths, the construction of which would of course considerably have increased the consumption of water in the town. Any supply obtained by aqueduct would have had to come from the south, since the slope of the river valley is from that direction. The plan was not such an ambitious engineering scheme as that which apparently supplied Lincoln with water through a closed pipe,¹ but was in the same category. Inadequate surveying made it unsuccessful, and when the attempted alteration proved ineffective it is possible that the suggested water-tower in the courtyard of the Baths was built as an alternative means of supply.

¹ 'The Present State of Archaeology in Lincolnshire', pl. 11, C. W. Phillips, *Arch. Journ.* xci.

CHRONOLOGICAL TABLE

<i>Main levels</i>					<i>Approximate position of other levels not stratigraphically connected</i>			
<i>Level</i>	<i>Date</i>	<i>Text</i>	<i>Samian figs.</i>	<i>Coarse pottery figs.</i>	<i>Level</i>	<i>Text</i>	<i>Samian figs.</i>	<i>Coarse pottery figs.</i>
Early Pits	A.D. 35-50	p. 9
SE. I	c. A.D. 50-60	p. 10	J.W. 1-1a	p. 12	..	37, 1-5
SE. II	To A.D. 75-80	p. 11	L. 1936, 1-9	37 (10-16)
SE. IIa	Vespasian-Domitian	p. 11	L. 1936, 10-12	37 (17-18)
N. I	A.D. 80-90	p. 12	..	40 (1-5)
SE. III	A.D. 90-100	p. 11	L. 1936, 13-26	37 (19-28)
N. II	A.D. 95	p. 13	L. 1936, 57-8	40 (6-10)
N. IIa	A.D. 100	..	L. 1936, 59-63	40 (11-13)
N. III	A.D. 105	p. 13	L. 1936, 64	40 (14-15)
SE. IV	Trajanic	p. 12	L. 1936, 27-56	58-9
N. IV	A.D. 100	p. 13	L. 1936, 65-6	40 (16-18)
N. V	A.D. 110-20	p. 13	L. 1936, 67-9	40 (19-28)
I (Forum)	A.D. 125-30	p. 14	5-6	41-3
II (Baths)	A.D. 150-60	p. 28	7 (1-10)	44-5	W. Block 1
III	A.D. 180	p. 32	7 (11-23)	46-7
IV (Tank)	A.D. 180-200	p. 33	..	(p. 34)
V	A.D. 200	p. 34	8	48	W. Block 2	..	II (1)	..
VI	A.D. 220	p. 34	9 (1-15)	49	{ SW. Building II	p. 34	II (3-5)	49 (30)
VII	c. A.D. 200-50	p. 35	9 (16-22)	50-1 (1-7)	W. Block 3	..	II (2)	..
VIII	c. A.D. 250-300	p. 35	..	51 (8-13)	W. Block 4
IX	c. A.D. 300-25	p. 35	10	52-3	W. Block 5
X (Room VI)	Mid 4th cent.	p. 36	..	54
X (SE. angle)	A.D. 360-70	p. 36	..	55

SAMIAN POTTERY

Report by DR. FELIX OSWALD, F.S.A.

REFERENCES TO ABBREVIATIONS

- Atkinson = Atkinson, D. 'A Hoard of Samian Ware from Pompeii', *Journal of Roman Studies*, iv, 27-64. London, 1914.
Fölzer = Fölzer, E. *Die Bilderschüsseln der ostgallischen Sigillata Manufakturen*. Bonn, 1913.
Hermet = Hermet, F. *La Graufesenque*. Paris, 1934.
Knorr, *Cannstatt*, 1905 = Knorr, R. *Die verzierten Terra Sigillata-Gefässe von Cannstatt*. Stuttgart, 1905.
Knorr, *Rottweil*, 1907 = Knorr, R. *Die verzierten Terra Sigillata-Gefässe von Rottweil*. Stuttgart, 1907.
Knorr, *Rottweil*, 1912 = Knorr, R. *Südgallische Terra Sigillata-Gefässe von Rottweil*. Stuttgart, 1912.
London (B.M.) = British Museum.
London (G.H.) = Guildhall Museum.
London (L.M.) = London Museum.
May, *Silchester* = May, T. *The Pottery found at Silchester*. Reading, 1916.
Miller, *Balmuildy* = Miller, S. N. *The Roman Fort at Balmuildy*. Glasgow, 1922.
O. & P. = Oswald, F., and Davies Pryce, T. *An Introduction to the Study of Terra Sigillata*. London, 1920.
O. and a numeral, e.g. O. 1400, refers to the figure-types in Oswald, F. *Index of Figure-types on Terra Sigillata*. Liverpool, 1936.
Ricken, *Saalburg-Jahrbuch*, viii = Ricken, H. 'Die Bilderschüsseln der Kastele Saalburg & Zugmantel', *Saalburg-Jahrbuch*, viii, 130-82. Frankfurt am Main, 1934.
Ricken, *Saalburg-Jahrbuch*, ix = Ricken, H. 'Die Bilderschüsseln der Kastele Saalburg & Zugmantel', *Saalburg-Jahrbuch*, ix, 87-96. Frankfurt am Main, 1939.
Ritterling, *Hofheim* = Ritterling, E. *Das frühromische Lager bei Hofheim im Taunus*. Wiesbaden, 1913.
Roger, *Augsburg* = Roger, O. *Bildertypen von Augsburger Sigillaten*. Augsburg, 1913.
Walters, *C.R.P.* = Walters, H. B. *Catalogue of Roman Pottery in the Department of Antiquities in the British Museum*. London, 1908.

Fig. 4

PITS

Pit 6

1. The footstand does not presumably belong to the piece of wall, since it comes from pit 1, but it is at any rate suitable for the vessel with its wall of early character. The vessel may, indeed, be regarded as a very early variety of form 18, for it is transitional between Ritterling 1 and form 18 (Ritterling 2 Aa). Its wall is not so upright as that of Ritterling 1, but it has the same characteristic, viz. that the moulding is less in thickness than the wall on which it stands, a marked contrast to the moulded rim of form 18, which is thicker and even more prominent (Ritterling, *Hofheim*, p. 204). The external offset is made more prominent by the presence of a groove above it, and the internal offset is also present, *Claudian*, c. A.D. 50.

Pit 1

2. Form Ritterling 12. Typologically a later variety of the Claudian type at Hofheim, the flange being narrower. Hence it may presumably be dated to the *Claudius-Nero* period, A.D. 50-60, and the high glaze is in general characteristic of this period. Cf. O. & P. lxii, 4.
Also form 18, footstand illustrated fig. 4, 1, and 2 other small sherds probably *Claudian*, and form 29, rim only, insufficient to date.

Pit 7

3. Form Ritterling 9. Similar dimensions (diameter 106 mm.) to Ritterling 9A from Hofheim (O. & P. xxxix, 6), but no central groove on the side. Good glaze. *Claudian*, A.D. 40-50.
Also another fragment of form Ritterling 9, probably similar; form Ritterling 8, 2 sherds

of probably different bowls, similar to Ritterling 8 from Claudian Hofheim (O. & P. xlvi, 7); form 15, similar profiling to Claudian 15 from Aislingen (O. & P. xliii, 28); form 24, 2 examples, similar to Claudian 24 from Aislingen (O. & P. xl, 8); form 27, footstand with external groove and 1 other fragment of 27; form 18, 3 examples, side 27 mm. high, similar to Claudian 18, Hofheim (O. & P. xlv, 1); form 18, flat base, similar to the Claudian 18, Mainz (O. & P. xlv, 9); form 18, good glaze, small moulding; 2 other fragments form 18. All probably *Claudian*, A.D. 40-50.

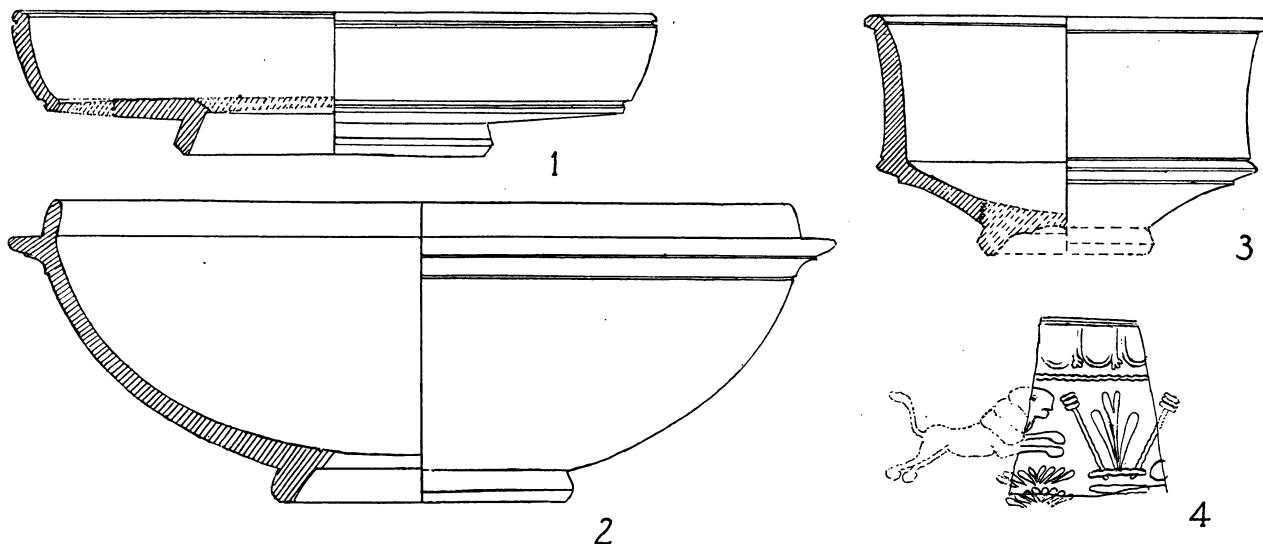


FIG. 4. Samian from early Pits, A.D. 35-50 and House J.W. 2. ($\frac{1}{2}$)

HOUSE J. W. 2. (see section P-Q, pl. xxxi)

4. Form 37. By BIRAGILLVS of La Graufesenque and Banassac. His ovolo. His lion (O. 1400) on form 37 BIRAGIL, Cannstatt, and on form 37 in his style, Brecon. His double grass-tuft on form 37 BIRAGIL, Riegel. His plant flanked by inverted festoon-pendant on form 37 BIRAGIL, Rottenburg. *Domitianic*, A.D. 80-90. Also form 29, high glaze, pointed leaf, probably *Vespasianic*, A.D. 70-80; form 27, no groove on footstand, probably *Flavian*; 1 sherd form 27 and 2 form 18, undatable.

Fig. 5

I¹

Flavian

1. Form 30, small. Style of SABINVS of La Graufesenque. His ovolo on form 30 from Jedelhausen (Knorr, *Risstissen*, Abb. i, 6, figured by Stanfield (*J.R.S.* xxvii (1937), 171), in style of SABINVS. Dancer (O. 371) used by SABINVS on form 37 from Saalburg (Ricken, *Saalburg-Jahrbuch*, viii, xiv, 13).
2. Form 30. Rather thin. St. Andrew's Cross, but insufficient to identify. Somewhat similar to that on form 30 by CALVS of La Graufesenque (CALVS F, Mainz, Knorr, *T.S.* 1919, pl. 17). Probably *Flavian*.

¹ The Samian from the South-East and Northern groups of Early Buildings was reported on by the late J. A. Stanfield in *Trans. Leicester Literary and Philosophical Soc.* xxxviii.

3. Form 37. Style of MASCVVVS of La Graufesenque. His ovolo and use of the two types Warrior (O. 185) as on form 37 MASCVVVS style, London (London Museum) and Hare (O. 2114) on form 37 OF MASCVI, Steinhausen (Knorr, *Cannstatt*, 1905, xii, 2).

Also 1 fragment probably of form 42 and fragments of 2 inkpots, both probably *Flavian*.

Vespasianic

4. Form 29, upper frieze. Style of MEDDILLVS of La Graufesenque. Griffin (O. 881); adjoining panel with diagonal wavy lines over arrow-heads. c. A.D. 70-80.
5. Form 29, upper frieze. Style of FRONTINVS of La Graufesenque. His leaf, A.D. 70-80.
6. Possibly form 29 (it is rather thin for a form 37). Archer (O. 268), used by so many South Gaulish potters that in the absence of any other feature it cannot be definitely ascribed to a particular potter; probably c. A.D. 70-80.
7. Form 37. Style of FRONTINVS of La Graufesenque, his ovolo and his predilection for a wreath below the ovolo. c. A.D. 70-80.
8. Form 37. Style of VITALIS of La Graufesenque. His leaf and hare (O. 2056) as on form 37, style of VITALIS, Rottweil (Knorr, *Rottweil*, 1912, xxi, 10 and 11). c. A.D. 70-80.
9. Form 37. Style of FRONTINVS of La Graufesenque; his wreath as on form 29, OF FRONTINI, Kettering. c. A.D. 70-80.
10. Form 37. Style of VITALIS of La Graufesenque. His ornament as on form 29 OF VITAL, Vindonissa (Knorr, *T.S.* 1919, 83E). c. A.D. 70-80.
11. Form 37. Style of COSIVS and RVFINVS. Their wreath, as on form 29, Nymwegen (Knorr, *T.S.* 1919, pl. 24 A). A.D. 70-80.
12. Form 37. Style of GERMANVS of La Graufesenque. His stag (O. 1755) and similar tree (Knorr, *Rottweil*, 1907, viii, 1). A.D. 70-80.
13. Form 67, rather thin. Perhaps by GERMANVS of La Graufesenque, but insufficient to identify. c. A.D. 70-80.
14. Form 78. Style of GERMANVS. His stag (O. 1738). A.D. 70-80.

Also form 37, probably style of MOMMO, with his S-godroons forming basal zone, but insufficient to identify; one sherd form 29, one form 37 with low footstand, one form 18, wall 39 mm. high, higher than Claudian examples and thicker, one sherd form Curle 11, flange straight underneath, probably earlier than those that are curved underneath. All probably *Vespasianic*.

Also form 18, small size, with stamp OF CA[. Probably by CALVVS of La Graufesenque. c. A.D. 70-80.

Domitianic

15. Form 37. Style of MERCATOR of La Graufesenque. Victory (O. 808B) in panel. Leaf of MERCATOR as on form 37 MERCATO (*retro.*), Vindonisa (Knorr, *T.S.* 1919, 57G). c. A.D. 80-90.
16. Form 37. Style of MERCATOR of La Graufesenque. Diana (O. 104B) as on form 37 MERCATO (*retro.*), Cologne and Vindonissa. c. A.D. 80-90.
17. Form 37. Style of MERCATOR of La Graufesenque. His ovolo. Dog (O. 1923) used by him on form 37 MERCATOR (*retro.*), Günzburg (Knorr, *T.S.* 1919, text-fig. 47). c. A.D. 80-90.
18. Form 37. Style of M CRESTIO of La Graufesenque. His ovolo with tongue bent to left, as on form 37 Rottweil in his style (Knorr, *Rottweil*, 1912, xxi, 4). In central compartment Jupiter seated to right (O. 5), used only by Domitianic potters. Corner tendril with lanceolate bud as on form 37 M CRESTIO, Mainz (Knorr, *T.S.* 1919, text-fig. 17E), with a somewhat



FIG. 5. Samian from deposits contemporary with Forum (I). (1/2)

similar wreath. He also used festoons with 3 concentric ridges, as on form 37 M CRESTIO, London (B.M.). Here it contains a hare (O. 2104). The same wreath occurs in nos. 63 and 97 of Stanfield's report. *c.* A.D. 80-90.

19. Form 37, high glaze but blurred. Style of MASCIVS of La Graufesenque. Metopes with the characteristic corner-leaf of MASCIVS. From left to right: dancer (O. 368 var.); 'Confabulator' (O. 886); Cupid (O. 406) over grass-tuft; Warrior (O. 155A); Faun (O. 646). *c.* A.D. 80-90.
20. Form 37. Style of BIRAGILLVS of Banassac. His wreath. *c.* A.D. 80-90.
21. Form 37, rather thick. Style of BIRAGILLVS of Banassac. His ovolo. Stags (O. 1745 and 1699); Bird (O. 2250); tree as on form 78 Rottweil (Knorr, *Rottweil*, 1912, xvii, 5). His festoons with bird, as on form 37 stamped BIRAGIL. (Knorr, *Rottweil*, 1907, xv, 5.) *c.* A.D. 80-90.
22. Form 37. Style of BIRAGILLVS of Banassac. His wreath as on form 37, stamped BIRAGIL at Cannstatt (Knorr, *Rottweil*, 1907, xv, 7). *c.* A.D. 80-90.
23. Form 37. By L COSIVS of La Graufesenque. His wreath and grass as on form 37 in his style at Brecon. *c.* A.D. 80-90.
24. Form 37. Too fragmentary for exact identification. Arrows in the field. Probably *c.* A.D. 80-90.
25. Form 27 stamped OF PVDE by PVDENS of La Graufesenque. *c.* A.D. 80-90.
26. Form 37. La Graufesenque ware. Hitherto impossible to identify or to find a parallel. MASCIVS uses similar columns for arcades, but these do not seem to be arranged for this purpose. Probably *c.* A.D. 80-90.

Also form 37, possibly style of MASCIVS of La Graufesenque, his ovolo, with figure, perhaps a warrior, but too blurred for identification; form 37, with wide plain rim and ovolo similar to that of BIRAGILLVS of Banassac; 2 other examples form 37; form 18/31 with wall 47 mm. high, similar to form 18/31 from Wiesbaden Kastell (O. & P. xlvi, 3) of Domitianic date, a slight internal offset. All probably *Domitianic*.

Domitian-Trajan

27. Form 37. By the so-called 'Anchor' potter. Opposed dolphins in place of ovolo. Vine-leaves and rosette within scroll of pinnate leaves. Small square beads for bead-rim. (Part of same bowl already figured by Stanfield,¹ xi, 115, from same level.)

Trajanic

28. Form 37. Style of IVLIVS VIBINVS of Lezoux. His sharp zigzag line. Very fragmentary, but the caduceus seems to be Mercury (O. 525), used later at Blickweiler and La Madeleine. *c.* A.D. 110-20.

Fig. 6

1. Form 37. Style of IVLIVS VIBINVS. His sharp zigzag and shield. A rivet-hole, hence this piece had a long life. *c.* A.D. 110-20.
2. Form 18/31. By MICCIVS of Lubié. Stamped MICCIVS. *F.* A.D. 110-20.

Also form 37, small plain rim, ovolo too blurred for identification, figure possibly a sea-monster, orange-red glaze; form Curle 11, with ivy leaves and cross-strokes on flange, curved on underside; form Curle 11, rim only, cf. O. & P. lxxi, 19; form Curle 11, flange broken, but no interior moulding, hence probably late and aberrant; form Curle 11, variety, flange

¹ *Leicester* 1936.

mostly broken off, on interior only a groove instead of the usual moulding; form 75, probably the upright side of form 75 O. & P. lxxxiv, 6, but without decoration, only a groove. Probably all *Trajanic*.

Trajan-Hadrian

3. Form 30, with rouletted decoration and well-marked interior fluting, cf. O. & P. lxxvi, 2. c. A.D. 115-20.
4. Form 37. Only the ovolo, with only a single border and a radiate rosette on a stalk of diagonal beads, is present, and this is typical of several potters in the *Trajan-Hadrian* period, c. A.D. 110-25, viz. GRATVS, PATERCLVS, RANTO, MEDETVS and the so-called 'Anchor potter', all of Vichy. In the absence of any details of decoration, this piece cannot be ascribed to a definite potter.
5. (*Leicester 1936*.¹) Form 37, Central Gaulish fabric. Cruciform ornament, Déch. fig. 115; bearded man, Déch. 523, and seated figure, rings and sharp zigzag lines. All these types were used by an anonymous potter whom it is convenient to refer to as the 'Leaf-Cross' potter, from his very frequent use of that ornament. His work is constantly found on early second-century sites, and is easy to recognize, as his ornamental and figure types, compared with those used by most potters, were few.
6. (*Leicester 1936*.) Form 18, stamped PATERCLV(S). Note the straighter wall, the slightly larger size, &c., of the Central Gaulish shape as compared with earlier forms, e.g. *Leicester 1936*, pl. III, 42.
7. (*Leicester 1936*.) Form 33, stamped MATERNI. M. The curvature of the wall is marked.

Hadrianic

8. Form 37. By the so-called 'Anchor Potter'. Gladiator (O. 1027). Restored in the drawing from a form 37 at Cologne (Niessen Collection, lxx, 1693 t). A.D. 120-30.
9. Form 37. By the so-called 'Anchor Potter'. Rows of rosettes between bead-rows, above a scroll identical with a fragment from London (B.M., Walters CRP, M. 1085) with his characteristic astragali below. c. A.D. 120-5.
10. Form 37. Style of CRICIRO of Lezoux, who uses the erotic group (O. Erotic B) as well as a vine scroll enclosing medallions. Bird (O. 2239 B). c. A.D. 130-5.
11. (*Leicester 1936*.) Rim of variant of form 42 (dish) with overhanging lip and rim decorated *en barbotine*: or it may be a variant of form Ritterling 14 (dish form), but with *barbotine*.
12. (*Leicester 1936*.) Form 27, stamped with a ring in the place usually occupied by the potter's stamp. This is a late example of the form, *vide* the folded-over lip and the flattened contour of the upper part of the rim.
13. (*Leicester 1936*.) CERIA for CERALIS. Stamp on form 27.
14. (*Leicester 1936*.) Form 18, stamped PRISCINVS. The base is high at the centre.
15. (*Leicester 1936*.) Curle form 15.

Hadrian-Antonine

16. Form 37. Style of SACER of Lezoux. Ornament used by SACER, who also uses sea-animals (e.g. form 37 Silchester). *Hadrian-Antonine*. c. A.D. 130-40.

¹ Those marked *Leicester 1936* were included in the 1936 interim report on the Jewry Wall excavations (*Trans. Leicester Literary and Philosophical Soc.* xxxviii) and were reported upon by the late J. A. Stanfield, whose report is transcribed here. Only the latest sherds are included, bearing on the dating evidence for the level.

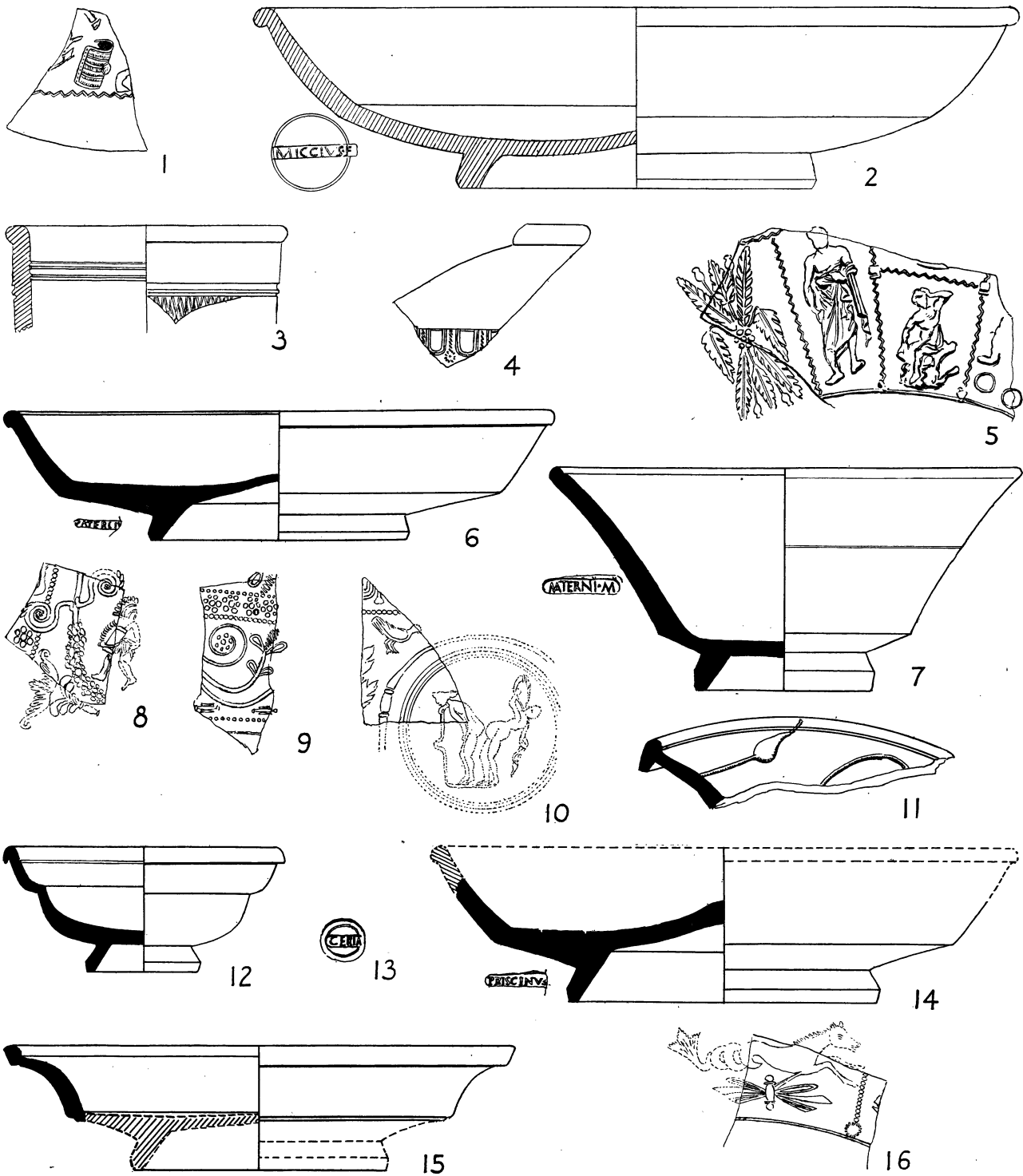


FIG. 6. Samian from deposits contemporary with Forum (I). (½)

Fig. 7

II

Trajanic

1. Form 30. Probably Lezoux ware. Chevron wreath between rows of beads, forming basal border of design. Probably *c. A.D. 110-20*.

Trajan-Hadrian

2. Form 37. By the so-called 'Anchor Potter'. His style of vine-leaves and grapes. *c. A.D. 115-25*.
3. Form 37. By the so-called 'Anchor Potter'. Vine-leaves characteristic of this potter. Same design on form 37, London (Oswald collection) by the 'Anchor Potter', with blurred astragali.
4. Form 27. By DONTIO of Lezoux. Stamped DONTIO IIIIC. *c. A.D. 115-25*.

Hadrianic

5. Form 67, with cut-glass technique. Lezoux ware. Probably *A.D. 120-30*.
6. Form 33. By TETTURO of Lezoux. Stamped TETTVR. *c. A.D. 120-30*.
Also 2 fragments of form 37, one with alternate large and small beads as typically used by ALBVCIVS of Lezoux; form 36, diam. 226 mm., hence rather larger than the Heiligenberg form 36 of Trajan-Hadrian date (O. & P. liii, 10); form 38, base and footstand only, all probably *Hadrianic*.

Hadrian-Antonine

7. Form 37. By MERCATOR of Lezoux. His style. Bird (O. 2326), Pan mask (O. 1214). *c. A.D. 130-40*.
Also form 38, probably *Hadrian-Antonine*.

Antonine

8. Form Ludowici Tk' (O. & P. lxxv, 2). A Rheinzabern type, but the glaze and technique may signify that it was made at Lezoux. An unusual type. Probably *c. A.D. 140-50*.
9. Form 18/31. By MICCIO of Lubié. Stamped MICCIO F[EC. *c. A.D. 140-50*.
10. Form 45 (mortarium). By PATER of Lezoux. Stamped PATER·F on the collar of the mortarium. *c. A.D. 140-50*.
Also form 37 with a vine scroll and a bird in the upper angle, and form 44, possibly as large as O. & P. lxi, 3 from Niederbieber. Both probably *Antonine*.

III

Trajanic

11. Form 37, worn surface. Style of RANTO of Vichy. His ovolo and crown in the field with 8 beads. Usually he employs a wavy line, but exceptionally he has a bead-row below the ovolo as in the 37 in his style at Rottweil (Knorr, *Rottweil*, 1907, ix, 1).
12. Form 37. Signature of ARCANVS in cursive below decoration, ARCA[NVS. Indication of palm leaves in decoration as on form 37 ARCANVS Böckingen and Moulins.
Also rim of form 37, blurred ovolo above thick wavy line, and form 31, diameter 272 mm., similar dimensions to 31 (Sb), O. & P. xlvi, 6. Both probably *Trajanic*.

Trajan-Hadrian

13. Form 33. By ALBVCIVS of Lezoux. Stamped ALBV[CI. c. A.D. 115-25.

Also base of form 37; form 18/31, height of wall 40 mm. Cf. O. & P. xlvii, 4 and side of a large form 31. All probably *Trajan-Hadrian*.

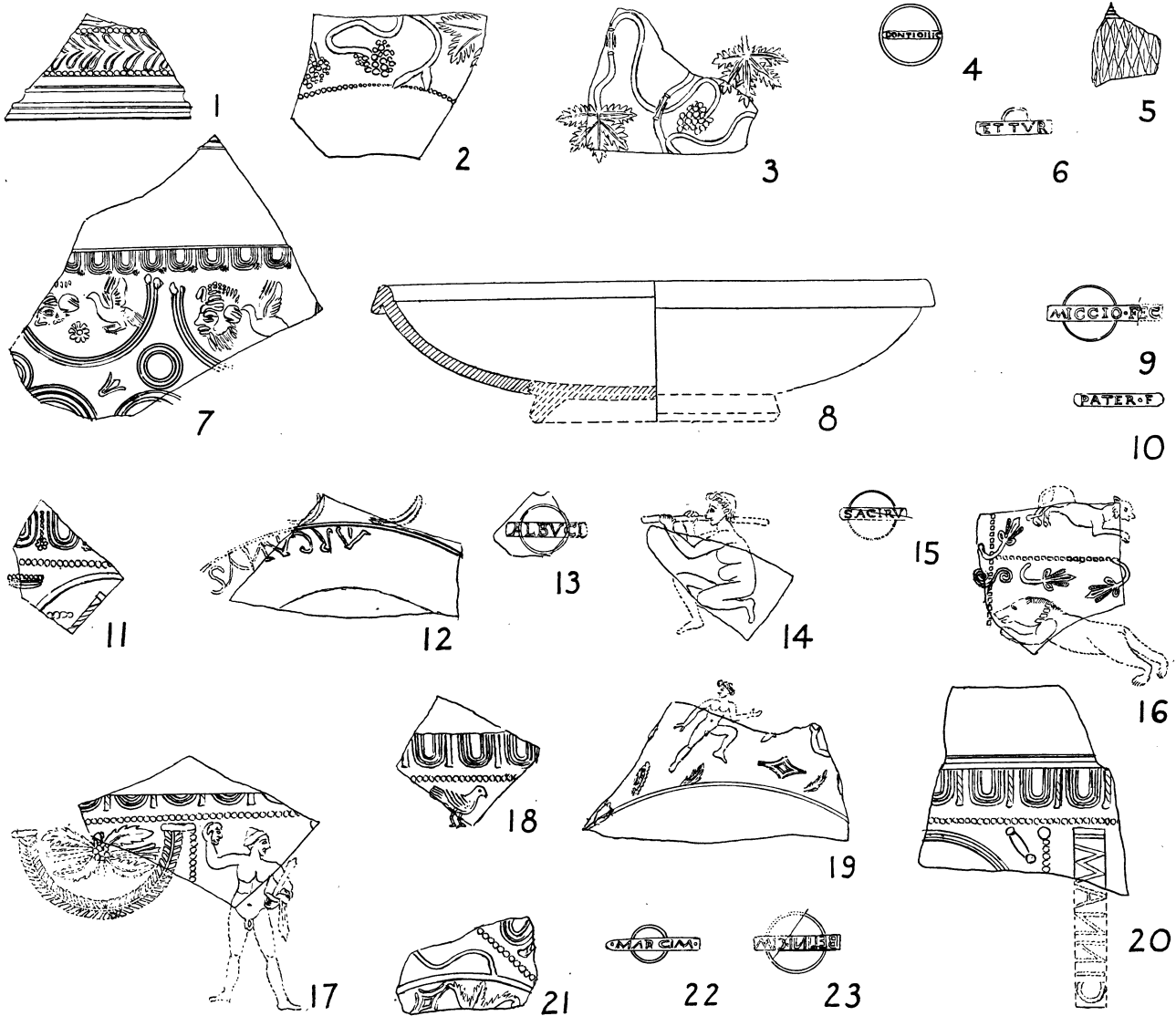


FIG. 7. Samian from deposits contemporary with Bath Building (II), A.D. 150-60 (1-10) and Level III, c. A.D. 180 (11-23). ($\frac{1}{2}$)

Hadrianic

14. Form 37. By AVSTRVS of Lezoux. Satyr (O. 604, smaller variety), used only by AVSTRVS. A.D. 120-30.

15. Form 33. By SACIRVS of Lezoux. Stamped SA]CIRV. c. A.D. 125-35.

Also rim of form 37, ovolo with 3-pronged tongue above bead-row, probably Lezoux ware; rim of form 37 with small, worn ovolo above bead-row, probably Lezoux ware; and footstand of form 37, undercut. All probably *Hadrianic*.

Hadrian-Antonine

16. Form 37, blackened by heat. By MOXSIVS of Lezoux. His double spiral and his leaf. Panther (O. 1518). Bear (O. 1620, small var.). *c. A.D. 130-40.*

Antonine

17. Form 37. By CINNAMVS of Lezoux. His ovolo. Perseus (O. 234), used by him. His ornament and festoon. *c. A.D. 140-50.*
18. Form 37. By CINNAMVS of Lezoux. His ovolo. Bird (O. 2239B). *c. A.D. 140-50.*
19. Form 37. Style of CINNAMVS of Lezoux. Nude man (O. 688) with the field filled with leaves and the lozenge ornament. *c. A.D. 140.*
20. Form 37. By CINNAMVS of Lezoux. His ovolo. Stamped CINNA]MI (*retro.*). *c. A.D. 140-50.*
21. Form 37. By CINNAMVS of Lezoux. His ovolo, acanthus and lozenge ornament, all in a scroll. *c. A.D. 140-50.*
22. Form 33. By MARCVS of Lezoux. Stamped ·MARCIM. *c. A.D. 140-50.*
23. Form 33. By BELLINICVS of Lezoux. Stamped BELINI·CI[M (*retro.*). It occurs at Newstead, Antonine period. *A.D. 140-50.*

Also 2 other sherds of form 37 by CINNAMVS, 1 with fragment of a vine-leaf used by him on a form 37 from Lezoux (Oswald collection); the second with his ovolo. *Antonine* form 33, no groove on inside of lip, a groove centrally on exterior, cf. O. & P. li, 16, probably *late Antonine, c. A.D. 150-60.*

Fig. 8

V

Hadrianic

1. Form 37. Apparently a Silenus holding up a cup in his right hand, a type not hitherto recorded. Probably *Hadrianic.*
2. Small bowl, form 67, thin walled, high glaze. Imitation cut-glass technique. Lezoux ware. *c. A.D. 120-30.*

Also form 37, high glaze, ovolo probably of ALBINVS of Lezoux, in view of the small beads below the ovolo, which are characteristic of ALBINVS, though also used by some other potters, e.g. ADVOCISVS with larger beads; and side of form 18/31, diameter 168 mm., height of wall 42 mm., very similar to the Trajan-Hadrian 18/31 BONOXSF of Lezoux (O. & P. xlvi, 4). Both probably *Hadrianic.*

Hadrian-Antonine

3. Form 37 with bear (O. 1581), which occurs on a form 37 by COBNERTVS of Lezoux, found in London (London Museum) and inscribed ·COBN]ERTI below the decoration. *c. A.D. 130-40.*
4. Form 18/31. BAN[VILLIM, as already recorded at Leicester and at Balmuildy, by BANVILLVS of Lezoux.
5. Form 33 with stamp VERTECISSA·F. By VERTECISSA of Lezoux. *c. A.D. 130-40.*

Also form 37 with panel enclosed by bead-rows, possibly a Hercules holding a Medusa head, cf. O. 782, used according to Déchelette by CVRMILLVS, but not identical. Probably *Hadrian-Antonine.*

Antonine

6. Form 37. A fig-tree with only 4 leaves instead of 5 as in Trajanic and Hadrianic examples. The Cupid (O. 419) is used on Hadrian–Antonine forms 37 in the style of LAXTVCISSA and MOXSIVS. But the bud occurs on bowls in the style of CINNAMVS at Brigetio (Juhasz, *Brigetio*, iv, 111 and vii, 7); the dog (O. 1980) is often used by CINNAMVS; the probability therefore is that this specimen is by CINNAMVS and of *Antonine* age.

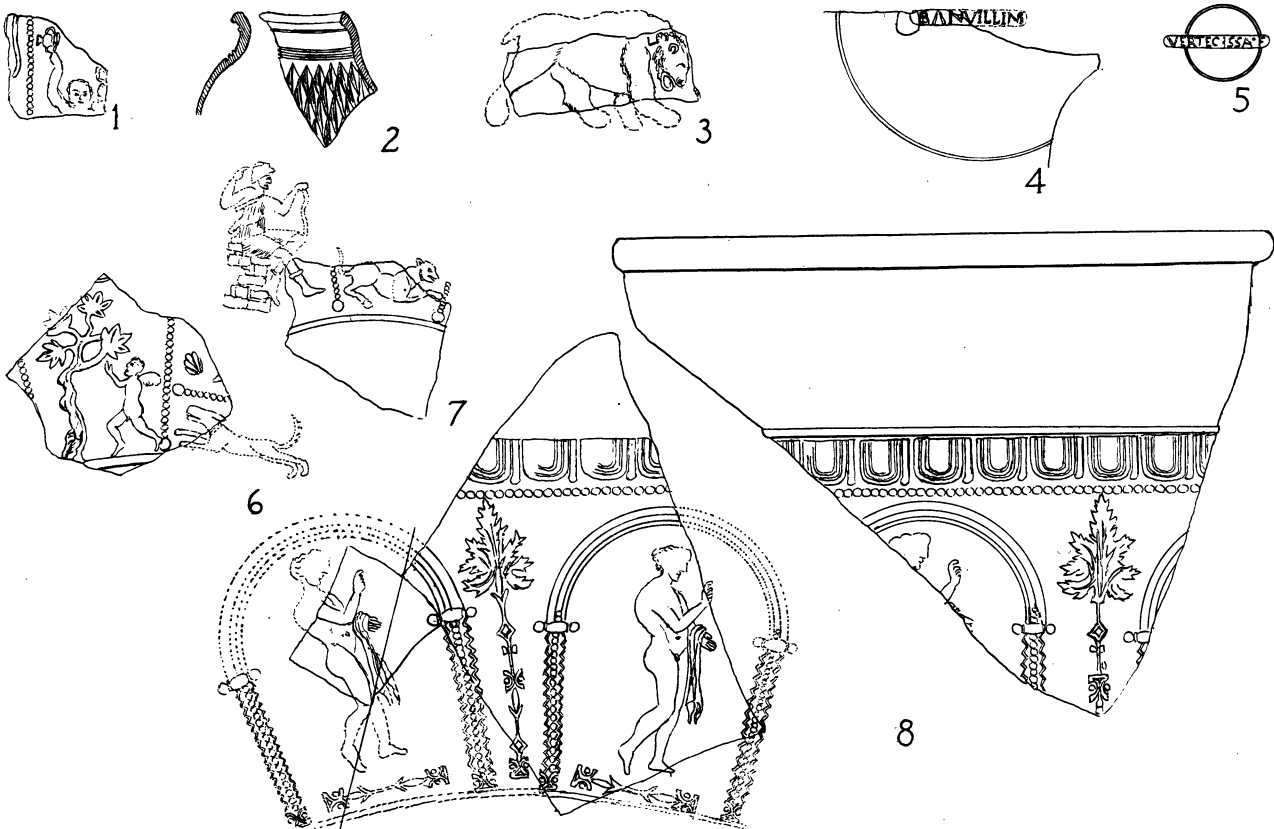


FIG. 8. Samian from Level V, *c.* A.D. 200. ($\frac{1}{2}$)

7. Form 37. Metopes formed by bead-rows. Leg, with boot of Diana seated on rock (O. 1111) used several times by CINNAMVS. In the next metope the small panther (O. 1519) with tail broken off, hence a worn type first used by IOENALIS, a Trajan–Hadrian potter. Probably by CINNAMVS of Lezoux. *c.* A.D. 140.
8. Form 37. By CASVRIVS of Lezoux. Three pieces of same bowl, with a join showing that each arcade contained the same figure. The design in arcades is a new feature of this potter, and is not found in the monograph on CASVRIVS by J. A. Stanfield (*C. & W. A. & A. Trans.* xxxv, n.s.) nor in the specimens I obtained from Lezoux, found by Dr. Plicque. The figure in the arcade is a faun (O. 638) and is highly characteristic of CASVRIVS. The ovolo (Stanfield 5), the vine-leaf (Stanfield 22), and the peculiar rod as on nos. 12, 17, and 19 of Stanfield's monograph have been shown by him to be typical of CASVRIVS, and the bowl is of *Antonine* date, *c.* A.D. 150, somewhat later than the work of DOECCVS, from whom CASVRIVS borrowed several of his types.

Also form 37 with only ovolo above bead-row, similar ovolo to that of CINNAMVS of Lezoux; worn fragment of form 37 with part of large vine-leaf; and 3 other fragments of form 37. All probably *Antonine*.

Fig. 9

VI

Hadrianic

1. Form 37. By ALBVCIVS of Lezoux. Burnt black by heat. His style, ovolo, small beads, and frequent use of the Cupid with torches (O. 450), with rings in the field. *c.* A.D. 125-30.
2. Form 18/31. Probably by SENILIS of Lezoux. Stamped SENIL[·I·M or SENILIS. A.D. 125-30.
3. Form 18/31. Stamped HA·BILIS·[F. By HABILIS of Lezoux. *c.* A.D. 125-35.

Also form 37, rim with only fragment of an ovolo and thin wavy line, possibly the work of ALBVCIVS of Lezoux, who uses a similar ovolo and sharp wavy line; large form 31, good glaze, diameter about 270 mm., similar in size and shape to form 31 by ALBVCIVS, Silchester (O. & P. xlvi, 6), of Hadrianic age. Both probably *Hadrianic*.

Hadrian-Antonine

4. Form 37. Style of ADVOCISVS of Lezoux. His ovolo, occurring on most of his signed pieces. The boar (O. 1642) occurs on form 37 stamped ADVOCISI at Margidunum. The panther (O. 1542) occurs on form 37 stamped ADVOCISI from Lezoux (Leiden Museum) and on 37 stamped ADVOCISI at Moulins. *c.* A.D. 130-40.
5. Form 37. By ADVOCISVS of Lezoux. His acanthus wreath as on form 37 ADVOCISI at Margidunum. His ovolo as on form 37 ADVOCISI at Wroxeter (not his usual ovolo). A.D. 130-40.
6. Form 37. By LAXTVCISSA of Lezoux. His ovolo; dog (O. 1974 A) as on form 37 LAXTVCISSA at Chester. A.D. 130-40.
7. Form 72. Incised cut-glass technique. Drawing restored after O. & P. lxxvii, 1, from Lezoux, to which this small fragment shows much similarity. High glaze and good execution. Probably *c.* A.D. 130-40 (O. & P., p. 224).
8. Form 33. Stamped GENIALIS M, the beginning of the stamp partly blurred. By GENIALIS of Lezoux. *c.* A.D. 130-40.
9. Form 38. By BRICCVS of Lezoux. Good glaze. Stamped BRICCI·M. The same form with the same stamp occurs also at Silchester and York. A.D. 130-40.

Also form 72, incised cut-glass technique, Lezoux ware, simple oblique incisions; and form 38. Both probably *Hadrian-Antonine*.

Antonine

10. Form 37. By DOECCVS of Lezoux. His ovolo and same goat (O. 1851) on a form 37 stamped DOIICCI at Silchester (May, *Silchester*, xxvi, 44). *c.* A.D. 140-50.
11. Form 37. By DOECCVS of Lezoux. His ovolo and similar 'ram's horn' ornament as on 37 DOIICCVS retro. at Astwick. A.D. 140-50.
12. Form 37. By DOECCVS of Lezoux. His festoon and bird (O. 2252) as on form 37 DOIICCI at Geneva (Déonna, *Vases gallo-romains à Genève*, fig. 100). A.D. 140-50.
13. Form 37. By DIVIXTVS of Lezoux. Identical, from same mould, as 37 DIVIX·F at Carlisle (May & Hope, *Catalogue of the Roman Pottery in the Museum, Tullie House, Carlisle*, v, 63). Medallion containing 4 small circles each with a central rosette, round a central rosette.

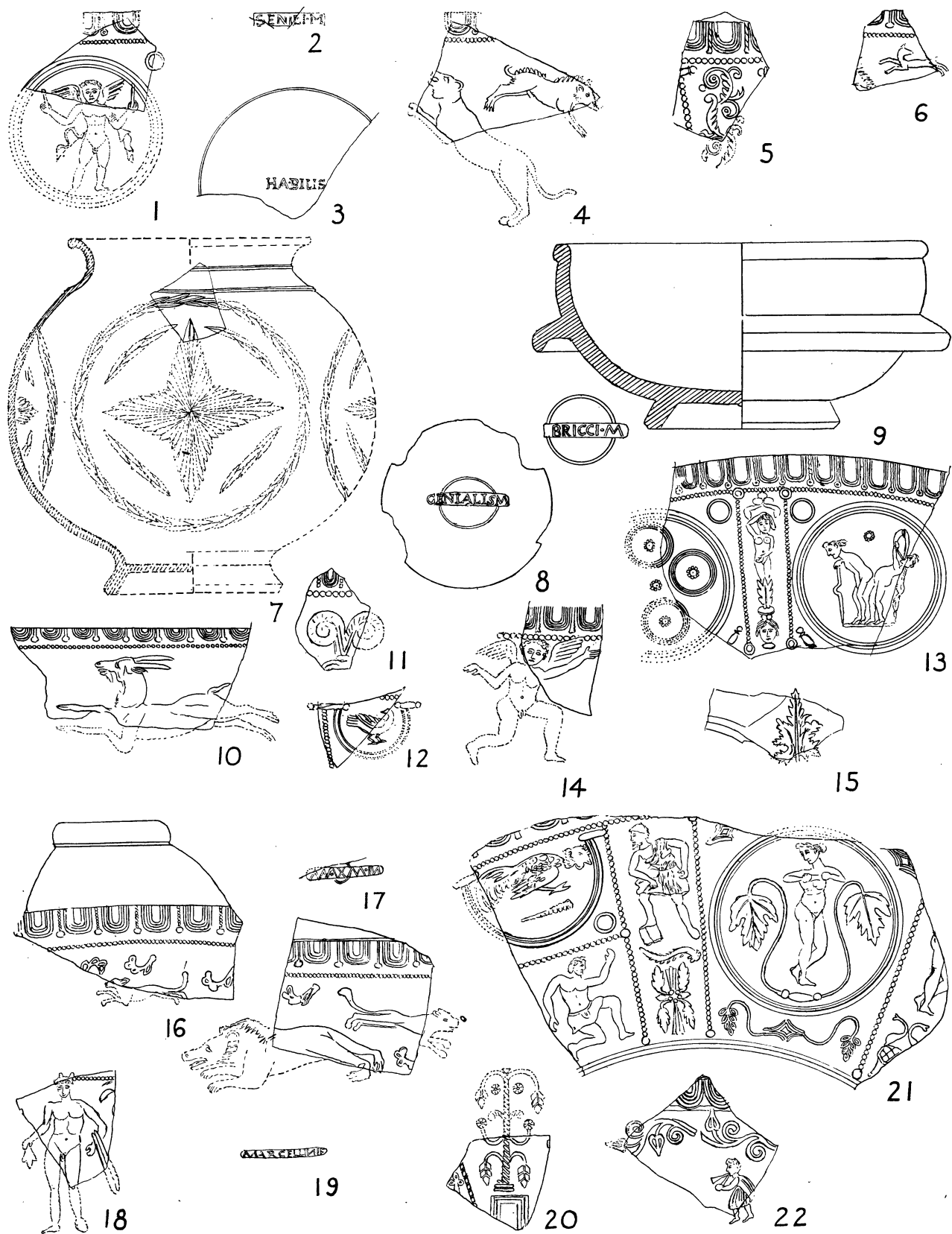


FIG. 9. Samian from Level VI, c. A.D. 220 (1-15) and Level VII, first half third century (16-22). (1/2)

Caryatid (O. 1199) with an obscure object over her head, possibly a canopy; it occurs also at Balmuildy on a form 37 in the style of DIVIXTVS (Miller, *Balmuildy*, xxxiii, 24). Erotic group B, much used by DIVIXTVS. A.D. 140-50.

14. Form 37. By CASVRIVS of Lezoux. His ovolo, large beads and use of Cupid (O. 382). A.D. 140-50.
15. Form 37. By CASVRIVS of Lezoux. His particular vine-leaf. A.D. 140-50.
Also form 37, obscure and blurred design, square beads used by several potters, e.g. PATERNVS. A.D. 140-50.

VII

Hadrianic

16. Form 37 of Lezoux. Two fragments. Style of LAXTVCISSA of Lezoux. His characteristic ovolo and small beads. Acanthus tips in field. Panther (O. 1509). Bear (O. 1617). Dog (O. 1985 A). c. A.D. 125-30.
17. Form 33. By MAXIMIVS of Lezoux. Stamped MAXIMIN. c. A.D. 130.

Hadrian-Antonine

18. Form 37. Style of PAVLLVS of Lezoux. Mercury (O. 532, small var.) as used on a form 37 signed PAVLLI retro. below the decoration. A.D. 130-40.
19. Form 18/31. By MARCELLIVS of Lezoux. Stamped MARCELLINI F. c. A.D. 130-40.
Also form 37, perhaps by ADVOCISVS, his ovolo, but other potters use the same ovolo; form 37, ovolo used by several potters, e.g. ADVOCISVS, PATERNVS; form 31, Sb, cf. O. & P. xlvi, 6 of ALBVCIVS; form 79, part of base, cf. O. & P. lviii, 1; form 38. All probably *Hadrian-Antonine*.

Antonine

20. Form 37. Perhaps by PATERNVS of Lezoux. Ornamental tree (Déchelette 1115), small size, used by several potters from Trajanic to Antonine periods. But this is associated with a bead-row of oblique beads as used by PATERNVS and it is probably his work. c. A.D. 140-50.
21. Form 37. By CINNAMVS of Lezoux. His ovolo, ornaments, and style. Cock (O. 2348 var.), kneeling warrior (O. 204), Vulcan without pincers (O. 66), Venus (O. 331). A.D. 140-50.
Also form 44, base with indication of groove below the short projecting flange; inkpot with moulding round the edge, as in second- and third-century examples, probably near to the Antonine type Ludowici Aa from Rheinzabern (O. & P. lxx, 6). Both probably *Antonine*.

Third Century

22. Form 37. Style of ALPINIVS of Trèves. His ovolo. Scroll as on form 37 Trèves (Fölzer, xii, 11, 21; xiv, 2, 4, 34; xix, 6, 11, 16; xxiv, 20); but he borrowed this from the earlier Trèves potters. It occurs at Niederbieber and evidently belongs to the later period there (xii, 21). The double flute-player (O. 621 and Fölzer 541) occurs on work of ALPINIVS at Trèves (Fölzer, xxii, 6, 22-4). A.D. 220-40.

Fig. 10

IX

Hadrian-Antonine

1. Form 37, rather thin. By ALBVCIVS of Lezoux. His ovolo and characteristic bead-row; his row of buds in the field. Part of a small dog, not identifiable. A.D. 130-40.

2. Form 33. By BORILLVS of Lezoux. Stamped BORI]LLI·OF. A.D. 130-40.
Also form 38, characteristic footstand, good glaze; and form 38, short rim without moulding, cf. O. & P. lxxii, 8. Both *Hadrian-Antonine*.

Antonine

3. Form 37. Style of CINNAMVS of Lezoux. Venus and pillar (O. 322) often used by CINNAMVS in a medallion. c. A.D. 140-50.

Also 2 large forms 31; form 32; form 33; 9 forms 38; form 45, collar with radiate incised lines, to facilitate the fixing on of the lion's head spout, some white quartz grit; form 45, rather worn internally, probably Lezoux ware, groove below rim, cf. O. & P. lxxiv, 1; form

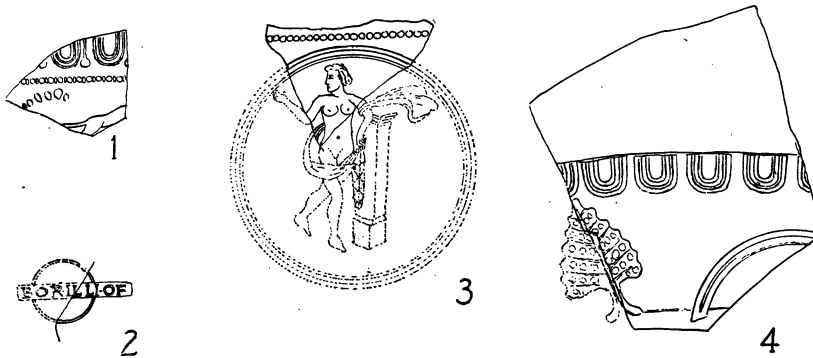


FIG. 10. Samian from Level IX, first quarter fourth century. ($\frac{1}{2}$)

45 with fine white quartz grit; form 45, imitation Samian ware; form 79, Lezoux ware, 2 pairs of rivet-holes, interior offset at junction of wall with base, rouletted circular zone near centre; form 79, Lezoux ware. All probably *Antonine*.

Third Century

4. Form 37, thick and worn. Style of ALPINIVS of Trèves. His ovolo (Fölzer, type 954); his leaf (Fölzer, type 772). Similar to the bowl figured by Fölzer, xxiii, 23. c. A.D. 220-30.

Fig. II

WEST BLOCK, SECOND LEVEL OF BATH BUILDING

Hadrian-Antonine

1. Form 81. Cf. O. & P. lxi, 8, from York. By REGVLVS of Lezoux. Stamped on the side, but faint and incomplete, probably REGVLI.

Antonine

Form 37. By CINNAMVS of Lezoux, his ovolo; form 38, characteristic footstand.

WEST BLOCK, THIRD LEVEL OF BATH BUILDING

Hadrian-Antonine

2. Form 33, small size. By METTIVS of Lezoux. Stamped METTI·M.

SW. BUILDING, SECOND LEVEL

Hadrianic

3. Form 37, with ovolo of SACER as on 37 SACER·F Saalburg (Ricken, *Saalburg-fahr buch*, ix, Taf. 17, 2) with the tongue slightly bent to right. SACER, too, frequently uses this trefoil ornament, though in simpler form. c. A.D. 125-35.

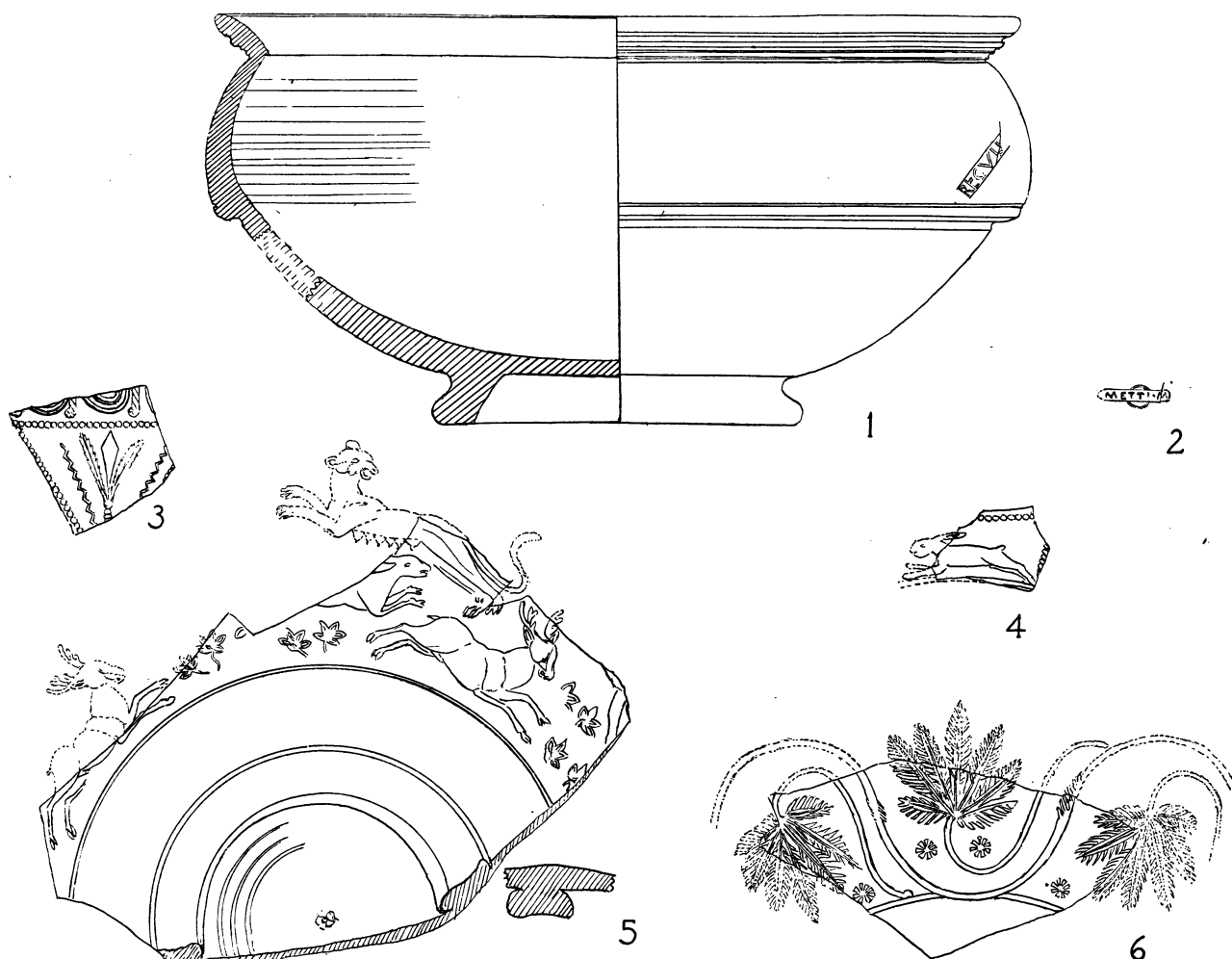


FIG. 11. Samian from West Block, 2nd (1) and 3rd (2) levels of Bath Building, SW. Block, second level (3-5) and Make-up of top surviving Road Surface (6). ($\frac{1}{2}$)

Hadrian-Antonine

4. Form 37, worn fragment. Hare (O. 2129A) used by CRICIRO of Lezoux, as on 37 Lezoux (Oswald Collection) inscribed CRICIRO below the decoration, and on 37 London (London Museum), also inscribed CRICIRO. c. A.D. 130-40.

Antonine

5. Form 37 with decoration in free-style of CINNAMVS of Lezoux. Stag (O. 1720); Panther (O. 1537) with fig-leaves in the field made by using the point of his fig-tree with the top two leaves. c. A.D. 140.

IN MAKE-UP OF TOP SURVIVING ROAD-SURFACE

Antonine

6. Form 37. By PATERNVS of Lezoux. His vine-leaf and rosettes, and his style of vine-scroll. *c.* A.D. 140-50.

*Fig. 12**Early Samian from later Contexts**Tiberian**From II*

1. This is probably the earliest piece in the collection. It is Loeschcke's Type I A and closely similar to his fig. 1 on Abb. 1 (*Haltern*, p. 139), distinctly earlier than the Claudian varieties of form 16 at Hofheim. See O. & P. xli, 2. This piece may, I think, be dated Tiberian and would belong to pre-Conquest deposit by commercial drift, like the Arretine decorated piece by CORNELIVS found below Campion's premises to the east of the Jewry Wall excavations, figured by me, *Antiq. Journ.* xiii, 58. Indeed, this fragment has quite an Arretine appearance.

*Claudian**From I*

2. Form 29, upper frieze. Straight wreath of sessile, pinnate, bifid leaves, ranged on a central axis of beads. These leaves are characteristic of the potter SCOTTIVS of La Graufesenque. This upper frieze is already figured by me in *Archaeologia*, lxxviii (1928), p. 87, from London. *c.* A.D. 50.
3. Form 29, lower frieze. High glaze. Bird looking back to right (O. 2290 var.). The same pendant occurs only in the work of FELIX of La Graufesenque, between similar festoons on form 29 from Tarraco, stamped OF FEICIS. *c.* A.D. 50.
4. Form 30. Style of SENICIO of La Graufesenque. Same palmate leaf and spiral bud as on form 29 Mainz, stamped SE[NICIO·F. *c.* A.D. 45-50.
5. Form Ritterling 1. Side and part of base; high glaze. Very similar dimensions (diameter 164 mm.) to form Ritterling 1, Mainz, by MACCARVS (O. & P. xlv) but with flatter base. *c.* A.D. 45-50.
6. Form 27. Stamped OF LICIN. By LICINVS of La Graufesenque. *c.* A.D. 50.
7. Form 31. Similar dimensions to O. & P. xlv, 11. Stamped OF VITALIS·P. The P is unusual but it is distinct, and there is a stamp VITALIS PF on a form 18 at Kettering. Probably *Claudian*.

Also form 15, 2 examples, small size with flat base, similar dimensions to Claudian 15's from Aislingen (O. & P. xliii, 28 and 29); form 24, with high footstand as on O. & P. xl, 6, ARDACI, Mainz, Claudian; form 24, rouletted rim, diameter *c.* 104 mm., similar to O. & P. xl, 8, OF PATRI at Aislingen. All probably *Claudian*.

From II

8. Form 29. By LICINVS of La Graufesenque. His type of small vine-leaves in the upper frieze as on form 29 at Vindonissa and Bregenz (Knorr, *T.S.* 1919, 47F-H). A.D. 40-50.
9. Form 29. By MASCLVS of La Graufesenque. His festoons as on form 29 London (L.M.) OF MASCLI, and his trifid ornament as on form 30 London (B.M.) (Walters, *C.R.P.* M. 444) M]ASCLVS. A.D. 40-50.

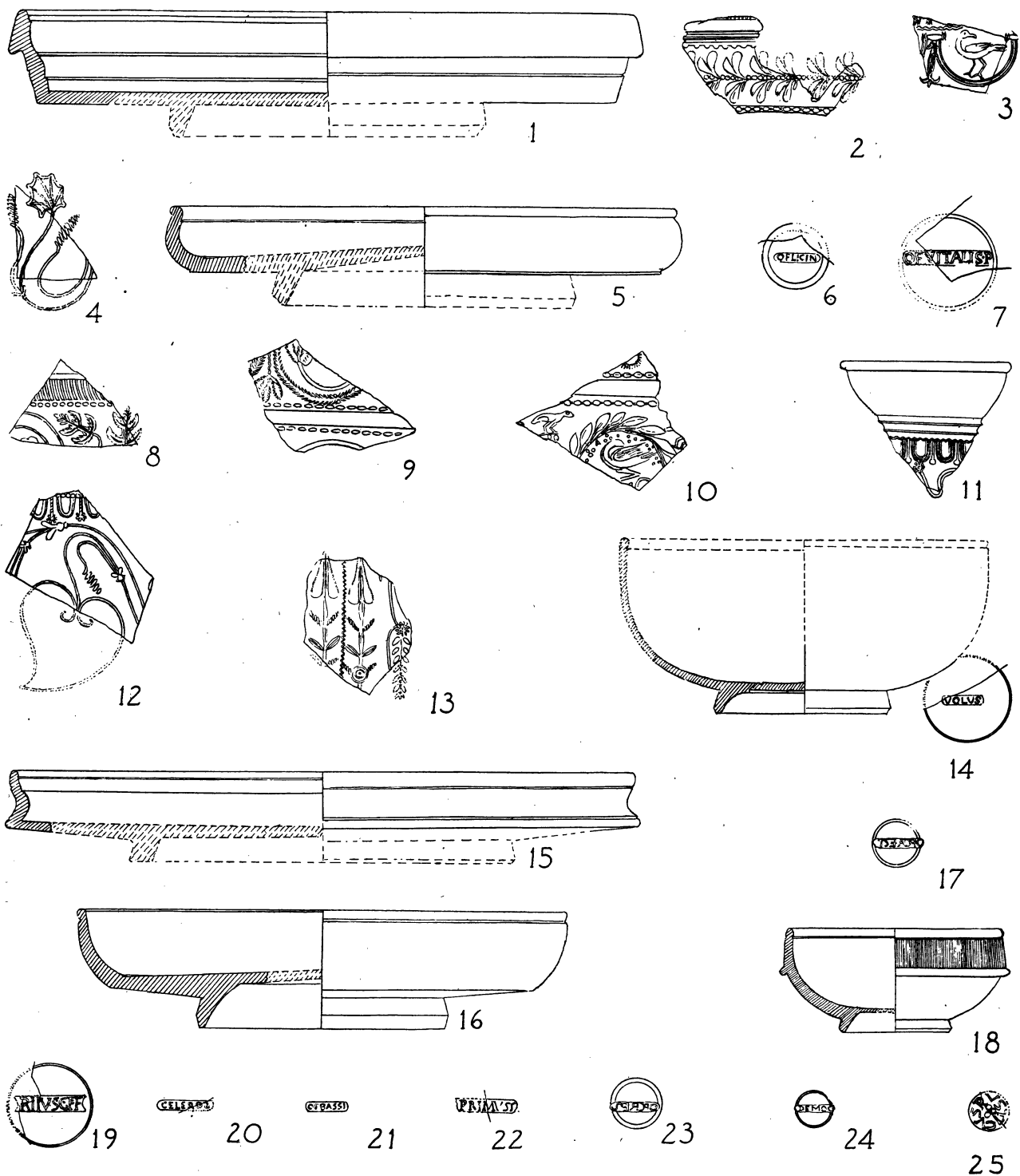


FIG. 12. Early Samian from later contexts: Tiberian (1), Claudian (2-25). (1/2)

10. Form 29. By MOMMO of La Graufesenque. His unusual olive wreath with dots and chevrons and a bird (O. 2287A) in the concavity occurs also on form 30 at London (G.H.) in the style of MOMMO (his early work). *c.* A.D. 45-50.
11. Form 30. By MASCLVS of La Graufesenque. His ovolo and rosette with corner tendril.
12. Form 30. By MASCLVS of La Graufesenque. High glaze. His ovolo and similar tendril bindings. The large leaf is similar to that used by MASCLVS. A.D. 40-50.
13. Form 30. By INGENVVS of La Graufesenque. No exact parallel, but this specimen is entirely similar to his work, especially on his craters, as at Neuss (Knorr, *T.S.* 1919, 416); and on form 29 at Strasbourg. Very Arretine in feeling. A.D. 40-5.
14. Form Ritterling 8. By VOLVS of La Graufesenque. Large size, thin ware, good glaze. *c.* A.D. 45-50.
15. Form 17. Somewhat worn fragment. Good glaze. Slightly smaller than the Claudian example, stamped SILVANI from Mainz (O. & P. xlii, 8). A.D. 40-50.
16. Form 18, early type, near to Ritterling 2 Ab with its small moulding of the rim, but with a flatter interior like Ritterling 2 Aa. The wall is more curved and thinner near its top edge. It is a distinctly early Claudian type, with good glaze. A slight offset internally at junction of side and base. A fine circular groove about half-way between side and centre. Stamp missing. *c.* A.D. 45-50.
17. Form 27. By CRESTVS of La Graufesenque. Stamped OF CREST (*retro.*) *c.* A.D. 40-50.
Also form 30, high glaze, ovolo fragmentary, possibly by MASCLVS of La Graufesenque and base probably of form Ritterling 9, similar in dimensions to O. & P. xxxix, 5 from Claudian Hofheim. Both probably *c.* A.D. 40-50.

From disturbed levels

18. Form 24. La Graufesenque ware. Small size, similar to the Claudian form 24 from Mainz (O. & P. xl, 5). Faint rouletting. A.D. 45-50.
19. Form 15 (probably). By REVS or RHVS of Montans. Stamped RIIVSGFF in swallowtail frame. A rouletted zone and rectangular footstand. I cannot find any exact parallel, but there is no room for a letter in front of the R. The G is difficult to explain, and it is followed not by FE but FF. The swallowtail frame is an early feature and the lettering is good and large. *c.* A.D. 40-50.
20. Form 15. By CELER of Montans. Stamped CELERØS. *c.* A.D. 40-50. The stamp CELEROS occurs on an early form 15 at London (L.M.) and at Mainz.
21. Form 18. By BASSVS of La Graufesenque. Stamped OF BASSI. *c.* A.D. 40-50.
22. Form 18. Perhaps by PRIMVS of La Graufesenque. It has an early pre-Flavian appearance, and the fragmentary stamp approximates to a Claudian stamp from Hofheim (Ritterling, *Hofheim*, xxii, 239) and is restored accordingly.
23. Form 27. By CRESTVS of La Graufesenque. Stamped OF CRES *retro.* *c.* A.D. 40-50.
24. Small form 27, high glaze. By DEMOCVS of La Graufesenque. Stamped DEMOC. *c.* A.D. 40-50.
25. Form 46, early form. By RVSTICVS of La Graufesenque. The form is Hermet's 8A. RVSTICVS in circle. *c.* A.D. 40-50.

Fig. 13

Claudius-Nero

From I

Form Ritterling 12, flange slightly curved underneath, similar to O. & P. lxxi, 8 from Aislingen; Form 15, with rectangular base of footstand, and nearly flat base, only rising slightly

to its centre, a circular rouletted zone on the base, similar dimensions to the Claudian 15, Aislingen (O. & P. xlii, 17). Both probably *Claudius-Nero*, c. A.D. 50-60.

From II

1. Form 29. Style of *PASSENVS* of La Graufesenque. His wreath of ivy-leaves as on form 29 London (B.M.) stamped *OF PASSEN*; and his pinnate leaves (filling up scroll concavities, as on form 29 London (G.H.) stamped *OF PASSENI*. c. A.D. 50-60.
2. Form 29, upper frieze. Style of *FELIX* of La Graufesenque. Large beads. Festoons similar to form 29, upper frieze, stamped *OF FEIC* London (G.H.). c. A.D. 50-60.

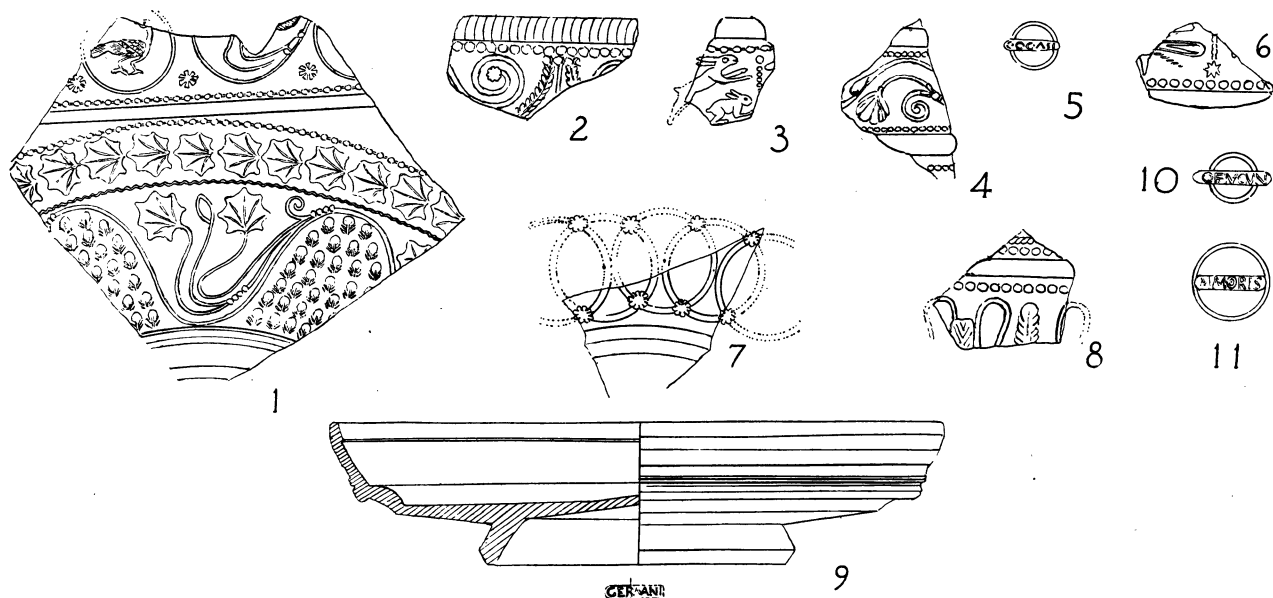


FIG. 13. Early Samian from later contexts: *Claudius-Nero* (1-4), *Neronic* (5), *Nero-Vespasian* (6-11). ($\frac{1}{2}$)

3. Form 29, upper frieze. Style of *FELIX*. Hares (O. 2078 and 2045), the same as on form 29, upper frieze, stamped *OF FELICIS*, Mainz (Knorr, *T.S.* 1919, text-fig. 19). c. A.D. 50-60.
4. Form 29, upper frieze. Probably by *MODESTVS* of La Graufesenque. Similar radiate leaf on upper frieze of form 29, stamped *OF MODEST*, Vechten (Knorr, *T.S.* 1919, 58A). c. A.D. 50-60.

Also Form 27, small example, beaked moulding. Probably c. A.D. 60-70.

From VI

Inkpot (Ritterling 13) made at La Graufesenque. Diameter 98 mm., evidently a little larger than the Hofheim example, but insufficient to restore the interior or to infer the exact height. Possibly c. A.D. 50-60.

Neronic

From VII

5. Form 27, upper part missing. Stamp indistinct, but appears to be *COCASI* (*COCASI*), which occurs at Poitiers and Trion, but is otherwise unknown. Good glaze, with a well-marked groove on the footstand, hence *pre-Flavian*. Probably A.D. 60-70.

*Nero-Vespasian**From I*

Form 18, diameter 186 mm., wall 36 mm. high, somewhat similar dimensions to the Claudian form 18, Silchester (O. & P. xlv, 10), but a little larger and wall higher. Form 18, good glaze, wall 30 mm. high, rather higher than Claudian examples. Both probably *c.* A.D. 60-70.

From II

6. Form 29, upper frieze. Large beads. Design too fragmentary and insufficient to identify. Probably *c.* A.D. 60-70.
7. Form 29. Probably by MELVS of La Graufesenque. He has similar intersecting circles and also similar rosettes (Knorr, *T.S.* 1919, Taf. 56). A.D. 60-70.
8. Form 29, lower frieze. Not identifiable. Probably *c.* A.D. 60-70.
9. Form 15. By GERMANVS of La Graufesenque. Stamped GER[MANI. *c.* A.D. 65-75.
10. Form 27. By IVCVNDVS of La Graufesenque. Stamped OF IVCVN. *c.* A.D. 65-75.

From VII

11. Form 27. By MEMOR of La Graufesenque. Rather a large example. Stamped MMORIS as at Wroxeter. *c.* A.D. 60-70.

*Fig. 14**Vespasianic**From II*

1. Form 29. By MEDDILLVS of La Graufesenque. His St. Andrew's Cross and dolphin (O. 2390). His arrow-heads. Eagle (O. 2175), bird on right (O. 2267), griffin (O. 880), bird on left (O. 2232). *c.* A.D. 70-80.
2. Form 29. By MEDDILLVS of La Graufesenque. Almost identical with form 29, Mainz, stamped MEΘILLVS (Knorr, *T.S.* 1919, 55B). Festoons containing the cuneiform leaf, above godroons and a basal wreath.
3. Form 29, lower frieze. Style of MOMMO of La Graufesenque. Eagle (O. 2180), used by MOMMO with the same corner leaves on form 37 at Pompeii (Atkinson 10 and 11). *c.* A.D. 70-5.
4. Form 29, lower frieze. Style of IVCVNDVS of La Graufesenque. Demi-godroons (blurred), above a wreath composed of bifurcated leaflets. *c.* A.D. 70-80.
5. Form 29, lower frieze. Style of PASSIENVVS of La Graufesenque. His wreath as on form 29, Kreuznach OF PASSENI (Knorr, *T.S.* 1919, text-fig. 40) and at Rottweil OF PASS[(*ibid.*, Taf. 63B).
6. Form 29, lower frieze. Style of VITALIS of La Graufesenque. Scroll with small goose (O. 2386) as on form 37, style of VITALIS (Knorr, *Rottweil*, 1912, xxi, 1, 2, 3, and 5). *c.* A.D. 70-80.
7. Form 29, lower frieze. By VITALIS of La Graufesenque. His leaf as on 29 OF VITAL, Bonn, and on 29 OF VITAL, London, South Kensington Museum, with same beads at junction. *c.* A.D. 70-80.
8. Form 29. Probably by FELIX of La Graufesenque. Cf. 29 OF FELICIS Mainz (Knorr, *T.S.* 1919, text-fig. 19). A.D. 70-80.
9. Form 29, lower frieze. Perhaps by FRONTINVS of La Graufesenque, who used a similar fan-tailed leaf on form 29, Rottweil (Knorr, *Rottweil*, 1912, iv, 3) in his style. *c.* A.D. 70-80.

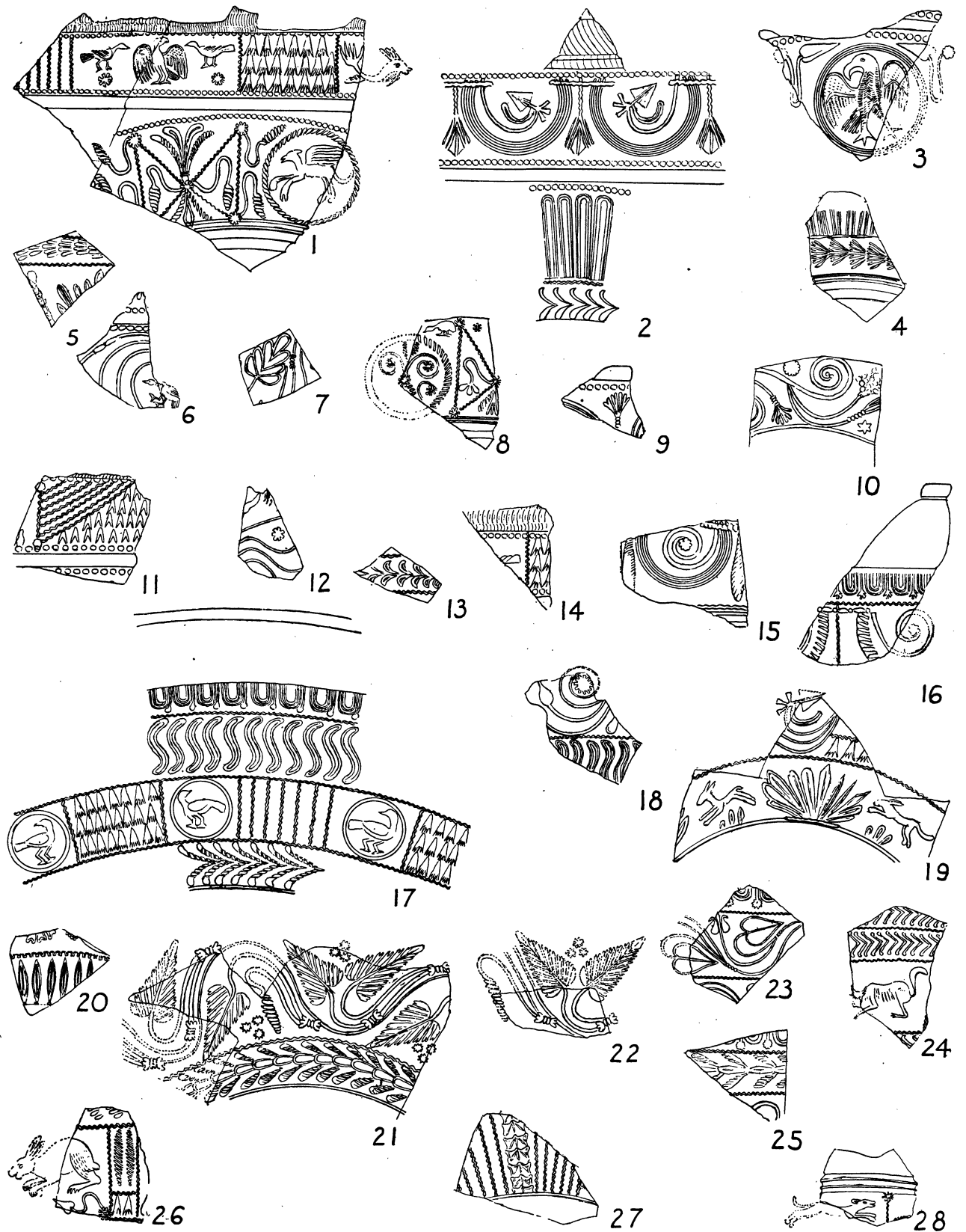


FIG. 14. Early Samian from later contexts: Vespasianic. (1/2)

10. Form 29, lower frieze, but without basal countersunk grooving. By COSIVS and RVFINVS of La Graufesenque. The same leaf with bifurcated centre spray is used by COSIVS and RVFINVS on form 29, Vechten stamped COSI RV (Knorr, *T.S.* 1919, 24B) and on 29, Rheingönheim (ibid., text-fig. 44) stamped COSI RV. c. A.D. 80.
11. Form 29, upper frieze. Unusual arrow-heads, not identified with any known potter. c. A.D. 70-80.
12. Form 29, lower frieze. Insufficient to identify with any known potter. c. A.D. 70-80.
13. Probably form 29, lower frieze. Wreath only. Probably c. A.D. 70-80.
14. Form 29, upper frieze. Insufficient to identify with any known potter. Probably c. A.D. 70-80.
15. Form 30. By VITALIS of La Graufesenque. His pendant between festoons, as on form 29 OF VITAL, Poitiers.
16. Form 37. By M CRESTIO of La Graufesenque. His 4-pronged tassel of ovolo as on form 37, Mainz (Knorr, *T.S.* 1919, text-fig. 17E and F). A.D. 70-80.
17. Form 37. Style of MOMMO of La Graufesenque. His ovolo and S-godroons and birds (O. 2247 and 2290). c. A.D. 70-5.
18. Form 37. Probably by MOMMO of La Graufesenque, who frequently uses S-godroons in series as a basal border. A.D. 70-80.
19. Form 37, 2 pieces. High glaze. Probably by VITALIS of La Graufesenque; his grass-tuft, as on form 29 Mainz, stamped OF VITA. c. A.D. 70-80.
20. Form 37. Style of VITALIS of La Graufesenque. His vertical leaves. A.D. 70-80.
21. Form 37. Style of VITALIS of La Graufesenque. Design similar to specimens from Rottweil in his style (Knorr, *Rottweil*, 1912, xxi), his wreath, leaves and tendril binding, and rosettes in the field. c. A.D. 70-80.
22. Form 37. By VITALIS of La Graufesenque. Similar to last. c. A.D. 70-80.
23. Form 37. Probably by FRONTINVS of La Graufesenque. His ovolo and small cordate leaves, and use of 4 beads for junction of stalks. c. A.D. 70-80.
24. Form 37. Perhaps style of FRONTINVS, who frequently uses rows of chevrons. Bull a new type. c. A.D. 70-80.
25. Form 37. Style of FRONTINVS of La Graufesenque. His ovolo. The same wreath on form 29 in his style, Rottweil (Knorr, *Rottweil*, 1919, iv, 3). c. A.D. 70-80.
26. Form 37. Probably style of GERMANVS of La Graufesenque. Hare (O. 2114) as on form 78, Vindonissa, OF GERM (Knorr, *T.S.* 1919, 39R). A.D. 70-80.
27. Form 67, rather thin. Probably by GERMANVS of La Graufesenque. A.D. 70-80.
28. Form 67. Possibly by MOMMO of La Graufesenque. Dog (O. 1921) used on forms 29 and 30 by MOMMO from Pompeii. A.D. 70-80.

*Fig. 15**Vespasianic**From II*

1. Form 18. By IVLLINVS of La Graufesenque. Stamped IVLLIN. c. A.D. 70-80.
2. Form 18, large. By PAVLVS of La Graufesenque. Rouletted (so-called 'engine-turned') circle centrally on base. Internal offset. Stamped OF PAVLI. A.D. 70-80.
3. Form 18. By SECVNDINVS of La Graufesenque. Stamped SECVN]DINI M̂A.

4. Form 18/31. By L. COSIVS of La Graufesenque. Stamped L·CO[SI (*retro.*). Rectangular footstand, rouletted ring. c. A.D. 70–80.
5. Form 27. By SEVERVS of La Graufesenque. Stamped ØF SEVER. A.D. 70–80.
Also form 29, rather thin; rim of form 37; form 37, 2 pieces, probably by MOMMO of La Graufesenque, with S-shaped godroons in series as a basal zone frequently used by him;

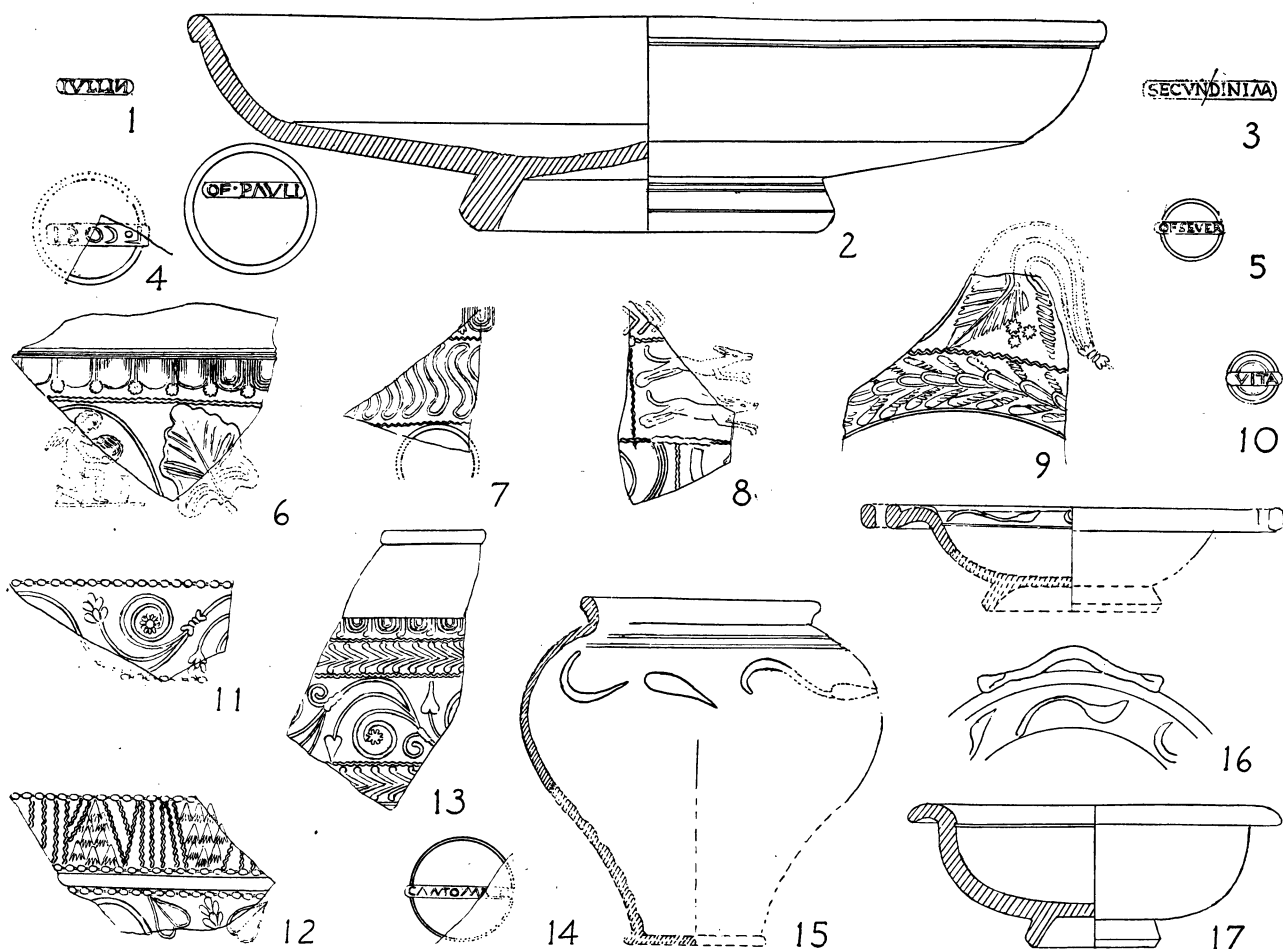


FIG. 15. Early Samian from later contexts: Vespaianic. ($\frac{1}{2}$)

form 37, 2 pieces with same ovolo, perhaps by MOMMO of La Graufesenque; form 35, much rubbed, similar to form 35, Newstead I (O. & P. liii, 3); 2 examples of form 36, narrow flange, similar dimensions to the Domitianic form 36, Wiesbaden (O. & P. liii, 7); form 36, wide flange. All probably *Vespaianic*.

From VI

6. Form 37. Style of FRONTINVS of La Graufesenque. His ovolo, with large rosette. The Cupid, bird-catcher (O. 501) used several times by him, e.g. with his ovolo on a form 37 stamped FRONTINI (*retro.*) (Hermet, *La Graufesenque*, pl. 85, 2). The leaf (Hermet, pl. 6, 9) is a La Graufesenque type used by FRONTINVS. c. A.D. 70–80.
7. Form 37. By MOMMO of La Graufesenque. His ovolo and S-godroons. A.D. 70–80.

8. Form 37. By MOMMO of La Graufesenque. His characteristic 3 zones, beneath the ovolo border, as at Pompeii (Atkinson 55) (i) a chevron wreath; (ii) panel with 2 dogs (O. 1921) used by MOMMO form 37 Pompeii (Atkinson 61); (iii) festoons.
9. Form 37. By VITALIS of La Graufesenque. His wreath and his leaf with 3 stellate rosettes. Same bowl as fig. 14, 21 and 22. *c.* A.D. 70-80.

From VIII

10. Form 27. By VITALIS of La Graufesenque. Stamped VITA. A.D. 70-80.

From disturbed levels

11. Form 29. By VITALIS of La Graufesenque. His scroll and tendril-bindings as on form 29 London (L.M.) in his style. A.D. 70-80.
12. Form 29. Probably by VITALIS of La Graufesenque. His heart-shaped leaves in lower frieze as on his form 29 at Wroxeter, Bregenz, and London (South Kensington Museum). A.D. 70-80.
13. Form 37. Probably by FRONTINVS of La Graufesenque. His style, consisting of bands of chevron-wreaths above and below a scroll with his leaf. A.D. 70-80.
14. Form 33, large. By CANTOMALLVS of Lezoux. Stamped CANTOMA[LLI. A.D. 70-80.
15. Form 67. South Gaulish, with barbotine leaves on shoulder. High glaze. Probably *c.* A.D. 70-80.
16. Form 42, smaller size. South Gaulish ware. Cf. O. & P. liv, 3, but somewhat larger. A.D. 70-80.
17. Form 35, but worn in the centre. South Gaulish. No barbotine leaves on the rim. Similar in size to the Newstead 35 (O. & P. liii, 3). *c.* A.D. 70-80.

Also form 18, stamp possibly ending in COS; form 36 with sloping rim and rather fine barbotine leaves, rather shallow, cf. O. & P. liii, 5 and 6. Both probably *c.* A.D. 70-80.

*Fig. 16**Domitianic**From II*

1. Form 30. By MASCVVVS of La Graufesenque. Pan (O. 714). Birds (O. 2244, 2231, 2286, and 2266) all used by MASCVVVS. *c.* A.D. 80-90.
2. Form 37. By MERCATOR of La Graufesenque. Diana (O. 104B) as on 37 MERCATO (*retro.*), Vindonissa, and on 37 MERCATO (*retro.*), Cologne. Bird (O. 2250) as on 37 MERCATO (*retro.*), Günzburg. *c.* A.D. 80-90.
3. Form 37. By MERCATOR of La Graufesenque. Good glaze, rather thick, flaked. His rosettes (37 MERCATO, Nymwegen). Venus with mirror (O. 313) (as on form 37, his style, Bregenz). Birds (O. 2293 and 2248) used by MERCATOR. A.D. 80-90.
4. Form 37. Short plain rim. 3-pronged tongue of ovolo. Probably by MERCATOR of La Graufesenque. A.D. 80-90.
5. Form 37, small. Good glaze. Style of BIRAGILLVS of Banassac. His hares (O. 2056 and 2114) as on form 37, stamped BIRAGIL, Riegel (Knorr, *Rottweil*, 1907, xv, 5). His tree and hares on form 78, Rottweil (Knorr, *Rottweil*, 1912, xvii, 10). His wreath as on form 37, stamped BIRAGIL (Knorr, *Cannstatt*, 1905, ix, 1).

6. Form 36. Shallow dish with small flange and elongated barbotine leaves. South Gaulish. Cf. O. & P. liii, 7 from Wiesbaden Kastell. A.D. 70-80.

Also form 37, much worn, here used by BIRAGILLVS of Banassac, but insufficient for identification; form 27, late form, good glaze; form 33, good glaze, diameter 136 mm.,

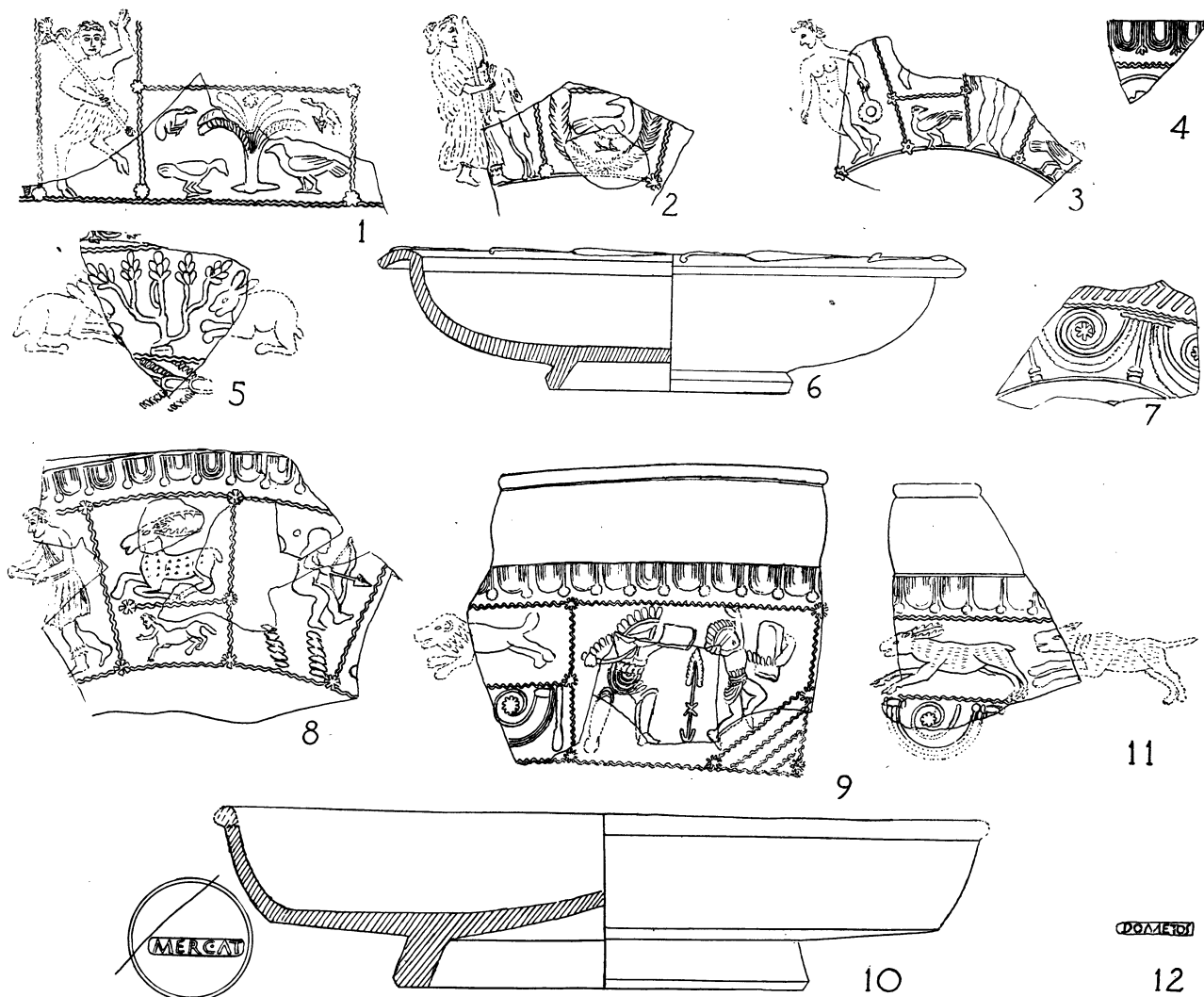


FIG. 16. Early Samian from later contexts: Domitianic. ($\frac{1}{2}$)

similar to 33 Silchester, stamped QVINTI M, but not quite so deep, nearer in this respect to the Domitianic form stamped TALVSSA, Margidunum (O. & P. li, 10), probably by QVINTVS of La Graufesenque; form 36, high glaze, diameter 240 mm., similar to the form 36 from Margidunum (O. & P. liii, 6). All probably c. A.D. 80-90.

From III

7. Form 29, lower frieze, somewhat blurred. By VITALIS of La Graufesenque. Identical with lower frieze of form 29 stamped OF VITAL at Mainz (Knorr, *T.S.* 1919, pl. 84G). A.D. 75-85.
8. Form 37, flaked and damaged. Probably by MASCVVVS of La Graufesenque or Banassac.

The rosettes and the 2 spirally-twisted rods occur on a form 37 in his style at Augsburg (Roger, *Augsburg*, vii, 4). Draped man (O. 883) used by MASCIVS. Stag (O. 1745, smaller variety). Centauress (O. 744, smaller variety), Archer (new type). *c.* A.D. 80-90.

Also form 33, rather large, diameter 154 mm., a little larger than form 33 Gellygaer (O. & P. li, 8), without the central groove on the exterior which is so characteristic of second-century examples; form 33 with 2 grooves on external side. Both probably *Domitianic*.

From V

9. Form 37. Style of FRONTINVS of La Graufesenque. His ovolo as on a form 37 at Wroxeter with the stamp FRONTINI and on a form 37 at London (G.H.) with stamp FRONTINI. The 2 gladiators (O. 1020 and 1021, varieties) occur together with the ovolo of FRONTINVS on form 30, Rottweil (Knorr, *Rottweil*, 1912, xvi, 1); also with the diagonal wavy lines at the corner on a Domitianic form 37 in the style of MASCIVS at Cannstatt (Knorr, *Württembergische Vergangenheit*, 1932, text-fig. 3, fig. 3). The animal is probably a lion with defective tail (O. 1475). Probably *c.* A.D. 80-90.

From VI

10. Form 18. By MERCATOR of La Graufesenque. Stamped MERCAT. Rectangular foot. Similar to O. & P. xlv, 11 from Silchester. *c.* A.D. 80-90.
Also form 37, probably by BIRAGILLVS of South Gaul. His ovolo, but a similar ovolo is also used by MERCATOR. *c.* A.D. 80-90.

From VII

11. By MERCATOR of La Graufesenque. Stag (O. 1794) and dog (O. 1994) as used by MERCATOR on form 37, Rottweil (Knorr, *Rottweil*, 1912, xix, 1, 2) in his style. His ovolo (as at Günzburg). *c.* A.D. 80-90.
Also 2 examples form 18/31, heights of walls 44 mm. and 48 mm., similar to form 18/31, Wiesbaden Kastell (O. & P. xlv, 14); 3 examples form 33, rather large, cf. Domitianic form 33 from Gellygaer (O. & P. li, 8).

From disturbed levels

12. Form 33, with the internal basal groove or channel characteristic of some Domitianic forms 33. By DOMETOS of Banassac. Stamped DOMETOS. *c.* A.D. 80-90.
Also form 18/31, side 37 mm. high, similar to the Domitianic form 18/31 from Wiesbaden Kastell (O. & P. xlvi, 3). Probably *c.* A.D. 80-90.

Fig. 17

Trajanic

From IV

1. Form 37, rather worn. Style of DRVSVS of Lezoux. His cock (O. 2361) as on form 37 his style, Birdoswald, and gladiator (O. 1027, smaller var.) as on form 37 his style Lezoux (St. Germain Museum). *c.* A.D. 110-20.

From V

2. Form 30 with nude man (O. 651, a slightly larger variety). This type is used by LIBERTVS, BVTRIO, and MACCIVS, and may be regarded as *Trajanic*.

From VII

3. Form 37. By IOENALIS of Lezoux. His vine-scroll. *c.* A.D. 110-20.

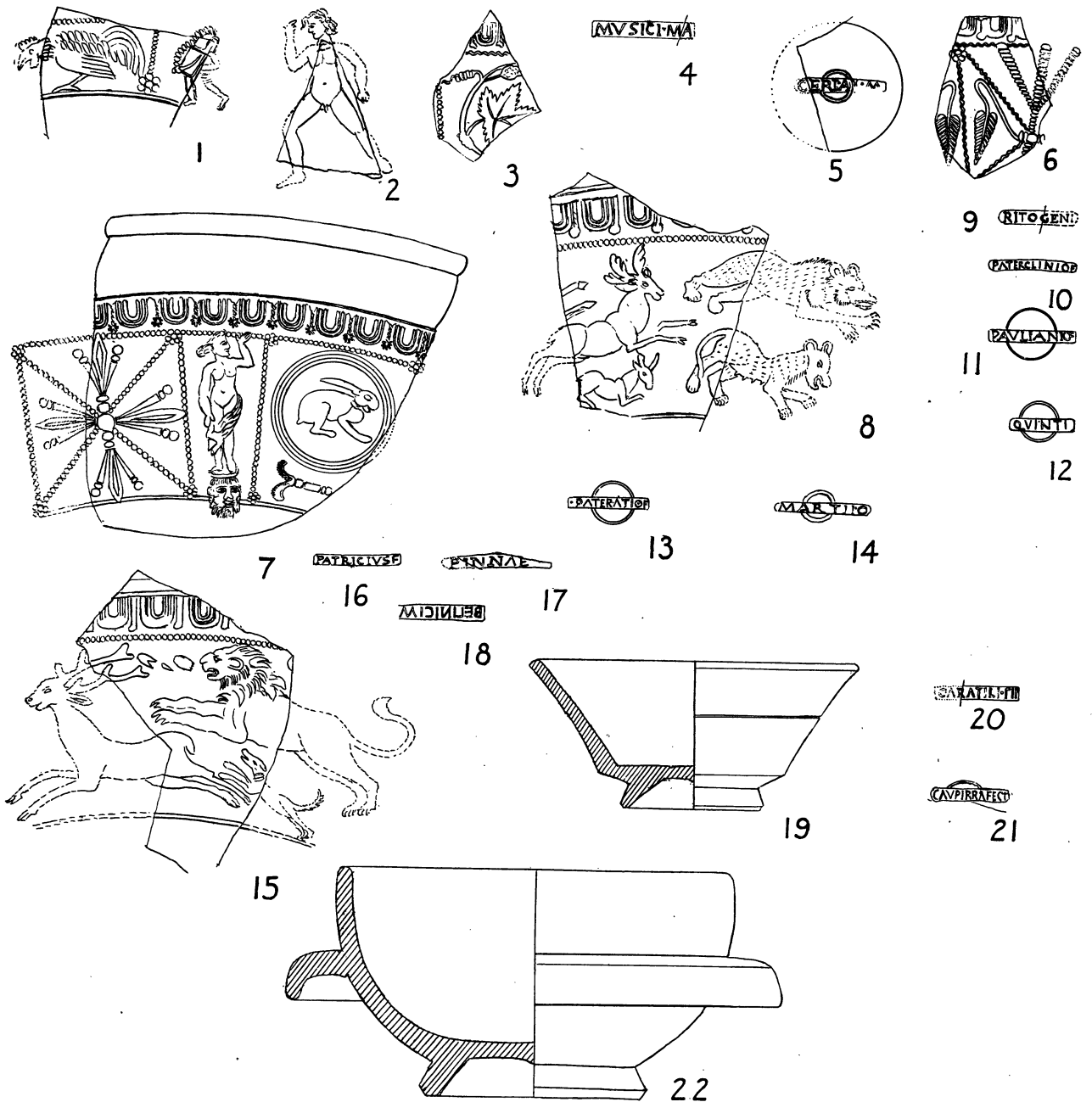


FIG. 17. Early Samian from later contexts: Trajanic (1-4), Trajan-Hadrian (5-6). Samian from disturbed levels: Hadrian-Antonine (7-14), Antonine (15-22). (1/2)

From disturbed levels

4. Form 18/31. By MVSICVS of Lezoux (and perhaps Luxeuil). Stamped MVSICI·M[A. c. A.D. 110-20.

*Trajan-Hadrian**From V*

5. Small form 33, stamped C]ERI·AL·M, the end of the stamp partly blurred. By CERALIS of Lezoux. c. A.D. 115-25.

From VII

6. Form 37. Style of PVGNVS of Lezoux. His leaves, rosette, and style of St. Andrew's cross. c. A.D. 110-20.

*Samian from Disturbed Levels**Hadrian-Antonine*

7. Form 37. By SACER of Lezoux. His ovolo and rosettes. He also uses the Venus (O. 305), the hare (O. 215), and the trifold ornament, here used for a St. Andrew's Cross. c. A.D. 130-40.
8. Form 37. By PVGNVS of Lezoux. His ovolo. Stag (O. 1720). Small stag (O. 1704). Bear (O. 1588 var.). Panther (O. 1520). A.D. 130-40.
9. Form 18/31. By RITOVENVVS of Lezoux. Stamped RITO[GENI A.D. 130-40.
10. Form 18/31. By PATERCLINVS of Lezoux. Stamped PATERCLINI OF. c. A.D. 130-40.
11. Form 33. By PAVLIANVS of Lezoux. Stamped PAVLIANIÔF. A.D. 130-40.
12. Form 33. By QVINTVS of Lezoux. Stamped QVINTI. A.D. 130-40.
13. Form 33. By PATERATVS of Lezoux. Stamped PATERATI OF. A.D. 130-40.
14. Form 33. By MARTIVS of Lezoux. Stamped MARTII·O. A.D. 130-40.
Also 2 examples form 79, Lezoux ware, probably c. A.D. 130-40.

Antonine

15. Form 37. By CINNAMVS of Lezoux. His ovolo and buds. He uses the lion (O. 1450) and dog (O. 1980). Stag (O. 1772) is used by ATTIANVS, and is evidently borrowed from him. A.D. 140-50.
16. Form 18/31. By PATRICIVS of Lezoux. Stamped PATRICIVS F. It occurs at Newstead, Antonine period. A.D. 140-50.
17. Form 18/31. By PINNA of Lezoux. Stamped PINNAE. c. A.D. 140-50.
18. Form 18/31. By BELLINICVS of Lezoux. Stamped BELINICIM (*retro.*). c. A.D. 140-50.
19. Form 33. Lezoux ware. Not stamped. No internal groove below the rim as on most examples, hence rather later than the Antonine form 33 from Newstead (O. & P. li, 13). Probably A.D. 150-60.
20. Form 33, worn. By CARATILLVS of Lezoux. Stamped CA]RATILI·FII. c. A.D. 140-50.
21. Form 33. By CAVPIRRA of Lezoux. Stamped CAVPIRRA FECIT. c. A.D. 140-50.
22. Form 38. No moulding on the top edge, hence similar to, but a little smaller diameter than, the Antonine form O. & P. lxxii, 10. Probably c. A.D. 140-50.

SAMIAN POTTERY

Tabulation of occurrence of dated Samian sherds by levels

<i>Level</i>	<i>Pre-Claudian</i>	<i>Claudian</i>	<i>Claudius-Nero</i>	<i>Neronic</i>	<i>Nero-Vespasian</i>	<i>Vespasianic</i>	<i>Vespasian-Domitian</i>	<i>Domitianic</i>	<i>Domitian-Trajan</i>	<i>Trajanic</i>	<i>Trajan-Hadrian</i>	<i>Hadrianic</i>	<i>Hadrian-Antonine</i>	<i>Antonine</i>	<i>Late Antonine</i>	<i>Third Century</i>
Pits	..	17	I
J.W. 2.	2	..	I
SE. II	I	2	I	II
SE. III	..	3	2	..	2	14
SE. IV	13	2	19	2	I
N. II	I	I	I	..	2
N. IIa	3	3	..	5	..	4
N. III	4
N. IV	I
N. V	13	3
I	I	10	I	..	2	23	..	17	..	3	5	8	I
II	I	12	5	..	5	4I	..	10	..	I	3	6	2	5
III	4	..	4	4	5	I	9	I	..
V	I	..	I	..	2	4	8
VI	I	4	..	2	I	5	8	7
VII	I	I	6	..	I	I	2	8	4	..	I
IX	4	19	..	I
+	..	8	7	..	2	..	I	8	8

Tabulation of the later Samian forms by levels

<i>Level</i>	38	67	45	44	72	79	32
I
II	2	I	I	I
III	..	I
V
VI	I	2
VII	I	I	..	2	..
IX	10	..	4	I	I

(For note, see p. 195)

THE COARSE POTTERY

THE coarse pottery is here reported upon in some considerable detail. The reason is twofold. In the first place, the site is the first considerable one in the Midlands to be thoroughly excavated. It is nowadays quite clear that there are appreciable regional differences in Roman pottery types, and the site can therefore provide a basis for dating the pottery in the area. In the second, the site provides an unusually good succession of levels from somewhat before the beginning of the Roman occupation to well into the fourth century. Since the stratigraphical succession of the levels is firmly established, useful evidence is provided as to the first appearance, frequency, and length of life of the different types. It is realized that to some extent the occurrence of early sherds in later levels is due to buildings of these levels cutting down into earlier ones. This is especially so in the case of the levels contemporary with the Forum and the Bath Building. It is well illustrated by the table showing the distribution of levels of dated Samian sherds (p. 72.) When allowance has been made for this, however, the study of the occurrence by levels of the different types gives most useful results.

The pottery is illustrated and reported upon both in a type series, which gives the distribution by levels of the types, and in groups representative of the drawable sherds from each level, which gives the typical appearance of groups of the period. Parallels have been sought in some detail, for evidence both of dating and of regional distribution. Parallels have only been used from securely dated groups, dated either by the size and homogeneity of the group or by association with datable buildings.

LIST OF REFERENCES AND ABBREVIATIONS

- | | |
|-----------------------------------|---|
| <i>A.A.A.</i> | <i>Annals of Art and Archaeology of the University of Liverpool.</i> |
| <i>Ant. J.</i> | <i>Antiquaries Journal.</i> |
| <i>Arch. Camb.</i> | <i>Archaeologia Cambrensis.</i> |
| <i>Arch. J.</i> | <i>Archaeological Journal.</i> |
| <i>Arch. Ael.</i> | <i>Archaeologia Aeliana.</i> |
| <i>C. & W. A. & A.</i> | <i>Cumberland and Westmorland Antiquarian & Archaeological Society's Transactions.</i> |
| <i>Soc. Trans.</i> | |
| <i>Journal B.A.A.</i> | <i>Journal of the British Archaeological Association.</i> |
| <i>Proc. S. A. Scot.</i> | <i>Proceedings of the Society of Antiquaries of Scotland.</i> |
|
<i>Abbots Langley</i> | Late Celtic Burial, Abbots Langley, Herts. <i>Ant. J.</i> ii, p. 259. |
| <i>Alchester 1928</i> | Excavations at Alchester, 1928. J. H. Iliffe. <i>Ant. J.</i> xii. |
| <i>Ambleside</i> | The Exploration of the Roman Fort at Ambleside: Report on the Second Year's Work (1914). R. G. Collingwood. <i>C. & W. A. & A. Soc. Trans.</i> n.s. xv. |
| <i>Appletree Turret</i> | Excavations on the Line of the Roman Wall in Cumberland during the years 1909-12. F. G. Simpson. <i>C. & W. A. & A. Soc. Trans.</i> n.s. xiii. |
| <i>Ashley Rails</i> | <i>New Forest Roman Pottery.</i> H. Sumner. |
| <i>Balmuildy</i> | <i>The Roman Fort at Balmuildy.</i> S. N. Miller. |
| <i>Belgae of Gaul and Britain</i> | C. F. C. Hawkes and G. C. Dunning. <i>Arch. J.</i> lxxxvii. |
| <i>Birdoswald</i> | Excavations on the Line of the Roman Wall in Cumberland during the years 1909-12. F. G. Simpson. <i>C. & W. A. & A. Soc. Trans.</i> n.s. xiii. |

- Birdoswald-Pike Hill* Excavations on Hadrian's Wall, in the Birdoswald-Pike Hill Section, 1929. I. A. Richmond and E. B. Birley. *C. & W. A. & A. Soc. Trans.* n.s. xxx.
- Brecon* *The Roman Fort near Brecon.* R. E. M. Wheeler. Published by the Hon. Soc. of Cymmrodorion.
- Brough II* *Excavations at the Roman Fort at Brough, E. Yorkshire, 1934.* P. Corder. Published by the Hull University College Local History Committee.
- Brough IV* *Excavations at the Roman Fort at Brough, E. Yorkshire, 1936.* P. Corder and T. Romans. Published by the Hull Museum Committee.
- Caerhun* *Excavations on the Site of the Roman Fort of Kanovium, at Caerhun, Caernarvonshire.* P. K. Baillie-Reynolds. (Also in *Arch. Camb.* 1934, Sixth Interim Report.)
- Caerleon 1926* The Roman Legionary Fortress at Caerleon in Monmouthshire. Report on the Excavations carried out in 1926. V. E. Nash-Williams. *Arch. Camb.* lxxxiv.
- Caerleon 1927-9* Ditto, 1927-9. *Arch. Camb.* lxxxvii, pt. 1 (small finds), pt. 2 (pottery).
- Caerleon 1939* The Legionary Fortress at Caerleon in Monmouthshire: Excavations in Myrtle Cottage Orchard. Aileen Fox. *Arch. Camb.* xcv.
- Caerleon Amphitheatre* The Roman Amphitheatre at Caerleon, Monmouthshire. R. E. M. Wheeler and T. V. Wheeler. *Archaeologia*, lxxviii.
- Camulodunum* C. F. C. Hawkes and M. R. Hull. Report of the Research Committee of the Society of Antiquaries, No. XIV.
- Caistor Kilns* Three Caistor Pottery Kilns. D. Atkinson. *J.R.S.* xxii.
- Chester 1935* Excavations in the Deanery Field and Abbey Green, 1935. R. Newstead and J. P. Droop. *A.A.A.* xxiii.
- Corbridge* Corstopitum: Report on the Excavations in 1911. R. H. Forster and W. H. Knowles. *Arch. Ael.*, 3rd series, vii (small finds) and viii (pottery).
- Corfe Mullen* An Early Romano-British Kiln at Corfe Mullen, Dorset. J. B. Calkin. *Ant. J.* xv.
- Crambeck* *The Roman Pottery at Crambeck, Castle Howard.* P. Corder. Roman Malton and District, Report No. 1.
- Gellygaer* *The Roman Fort at Gellygaer, Glamorgan.* J. Ward.
- Gloucester* *Glevum and the Second Legion, pt. II.* C. Green. *J.R.S.* xxxiii.
- Goldborough* The Pottery from the Roman Signal Stations on the Yorkshire Coast. *Arch. J.* lxxxix.
- Haltern* Keramische Funde in Haltern. S. Loeschcke. *Mitt. der Altertumskommission für Westfalen V.*
- Haltwhistle* The Roman Fort on the Stanegate at Haltwhistle Burn. J. P. Gibson and F. G. Simpson. *Arch. Ael.*, 3rd series, v.
- Hardknot* Explorations in the Roman Fort at Ambleside and at other sites on the Tenth Iter. R. G. Collingwood. *C. & W. A. & A. Soc. Trans.* n.s. xxi.
- Hengistbury* *Excavations at Hengistbury Head in 1911-12.* J. P. Bushe-Fox. Report of the Research Committee of the Society of Antiquaries, No. III.
- High House Milecastle, High House Turret* Excavations on the Line of the Roman Wall in Cumberland during the Years 1909-12. F. G. Simpson. *C. & W. A. & A. Soc. Trans.* n.s. xiii.
- Hinckley* The Roman Sites of South-West Leicestershire, pt. II. A. J. Pickering. *Trans. Leicestershire Arch. Soc.* 1934-5.
- Hofheim* Das Frührömische Lager bei Hofheim. E. Ritterling. *Annalen des Vereins für nassauische Altertums-kunde*, 1913.
- Holt* Holt, Denbighshire. W. F. Grimes. *J. Cymmrodor*, xli.
- Huntcliff* The Roman Fort at Huntcliff, near Saltburn. W. Hornsby and R. Stanton. *J.R.S.* ii.
- Island Thorns* } *New Forest Roman Pottery.* H. Sumner.
- Linwood* } An Unusual Find in the New Forest Potteries at Linwood, Hants. C. F. C. Hawkes. *Ant. J.* xviii.
- Linwood, 1937* } The Roman Villa at Lockleys, Welwyn. J. B. Ward Perkins. *Ant. J.* xviii.
- Lockleys, Welwyn* } Recent Roman Discoveries in London. Frank Lambert. *Archaeologia*, lxvi.
- London, G.P.O.* } London Museum Catalogues No. 3.
- London in Roman Times* } *Report on the Excavation of the Prehistoric, Roman and Post Roman Site in Lydney Park, Gloucestershire.*
- Lydney* } R. E. M. Wheeler and T. V. Wheeler. Report of the Research Committee of the Society of Antiquaries, No. IX.
- Malton* } *The Defences of the Roman Fort at Malton.* P. Corder. Roman Malton and District, Report No. 2.
- Margidunum, First Century Well* } The Pottery of a Claudian Well at Margidunum. F. Oswald. *J.R.S.* xiii.
- Margidunum, Third Century Well* } The Pottery of a Third Century well at Margidunum. F. Oswald. *J.R.S.* xvi.

- Margidunum 1910-11* Margidunum: A Roman Fortified Post on the Fosse Way. Excavations of 1910-11. *Journal B.A.A.* lxviii.
- Mildenhall* Notes on the Pottery from a well on the Site of 'Cunetio' (Mildenhall), near Marlborough. M. J. Cunington. *Wilts. Arch. & Nat. Hist. Mag.* xli.
- Mumrills* The Roman Fort at Mumrills. Sir George Macdonald and A. O. Curle. *Proc. S. A. Scot.* 1928-9.
- Newstead* *A Roman Frontier Post and its People.* James Curle.
- Nijmegen* *Een romeinsch Grabveld op den Hunnerberg te Nijmegen.* W. Vermeulen.
- North Ferriby* Belgic and Other Early Pottery found at North Ferriby, Yorks. P. Corder and T. Davies Pryce. *Ant. J.* xviii.
- Old Kilpatrick* *The Roman Fort at Old Kilpatrick.* S. N. Miller.
- Old Sloden* *New Forest Roman Pottery.* H. Sumner.
- Richborough* *First, Second, and Third Reports on the Excavations of the Roman Fort at Richborough, Kent.* J. P. Bushe-Fox. Reports of the Research Committee of the Society of Antiquaries, Nos. VI, VII, X.
- I, II, III* *Excavations in Cranborne Chase,* vol. ii. A. Pitt-Rivers.
- Rotherley* Iron Age Pottery at Salome Lodge, Hunts. *Ant. J.* xviii, pp. 286-7.
- Salome Lodge* On the Pottery from the Waste Heap of the Roman Potters' Kiln discovered at Sandford, near Littlemore, Oxon., in 1879. T. May. *Archaeologia,* lxxii.
- Sandford* Pottery from the Roman Signal Stations on the Yorkshire Coast. M. R. Hull. *Arch. J.* lxxxix.
- Scarborough* *Segontium and the Roman Occupation of Wales.* R. E. M. Wheeler.
- Segontium* *New Forest Roman Pottery.* H. Sumner.
- Sloden Inclosure* A Roman Pottery at South Carlton, Lincs. G. Webster. *Ant. J.* xxiv.
- South Carlton* *Excavation of the Late Celtic Urn-field at Swarling, Kent.* J. P. Bushe-Fox. Report of the Research Committee of the Society of Antiquaries, No. V.
- Swarling* *Proc. S. A. Scot.* lv.
- Traprain Law 1920* The Roman Sites of South-West Leicestershire, pt. 1. A. J. Pickering. *Trans. Leic. Arch. Soc.* 1933-4.
- Tripontium* *Verulamium. A Belgic and Two Roman Cities.* R. E. M. Wheeler and T. V. Wheeler. Report of the Research Committee of the Society of Antiquaries, No. XI.
- Verulamium* A Roman Pottery of the Hadrian-Antonine Period at Verulamium. P. Corder. *Ant. J.* xxii.
- Verulamium Theatre* The Roman Theatre at Verulamium, St. Albans. K. M. Kenyon. *Archaeologia,* lxxxiv.
- Verulamium 1934* Report on Excavations at Verulamium in 1934. A. W. G. Lowther. *Ant. J.* xvii.
- Verulamium 1938* Report on Excavations at Verulamium, Insula XVI, 1938. K. M. Richardson. *Archaeologia,* xc.
- Whitby* The Saxon Cemetery at Whitby. Sir Charles Peers and C. A. R. Radford. *Archaeologia,* lxxxix.
- Woodcuts* *Excavations in Cranborne Chase,* vol. i. A. Pitt-Rivers.
- Woodyates* *Ibid.,* vol. iii.
- Wor Barrow, Handley Down* *Ibid.,* vol. iv.
- Wroxeter I, II, III* *First, Second, and Third Reports on the Excavations on the site of the Roman Forum at Wroxeter, Shropshire.* J. P. Bushe-Fox. Reports of the Research Committee of the Society of Antiquaries, Nos. I, II, IV.
- Wroxeter 1936-7* *Excavations at Viroconium, 1936-7.* K. M. Kenyon. *Archaeologia,* lxxxviii.
- Wroxeter 1923-7* *Report on Excavations at Wroxeter (the Roman City of Viroconium in the County of Salop) 1923-1927.* D. Atkinson.

Fig. 18

MORTARIA

Type A. Rim folded back

1. Rim folded back against side, top thickened. Creamy-buff ware. From SE. IIa. 2 examples in SE. II, 1 from II, and 1 unstratified.

This is an early type, and is found in Claudian levels in this country and on the Continent. Cf. *Richborough III*, pl. xli, 348, A.D. 45-75; *London G.P.O.*, fig. 17, 1, A.D. 50-80.

Type B. 1. Thick, short flange, slightly hooked

2. Flange hooked down, bead rising slightly above it. Orange ware. Found in an early pit and is common till I, 1 example from III. A common late-first to early-second-century type. Cf. *Caerhun*, fig. 27, 73, A.D. 90-120, and several others of same type; *Richborough III*, pl. xli,

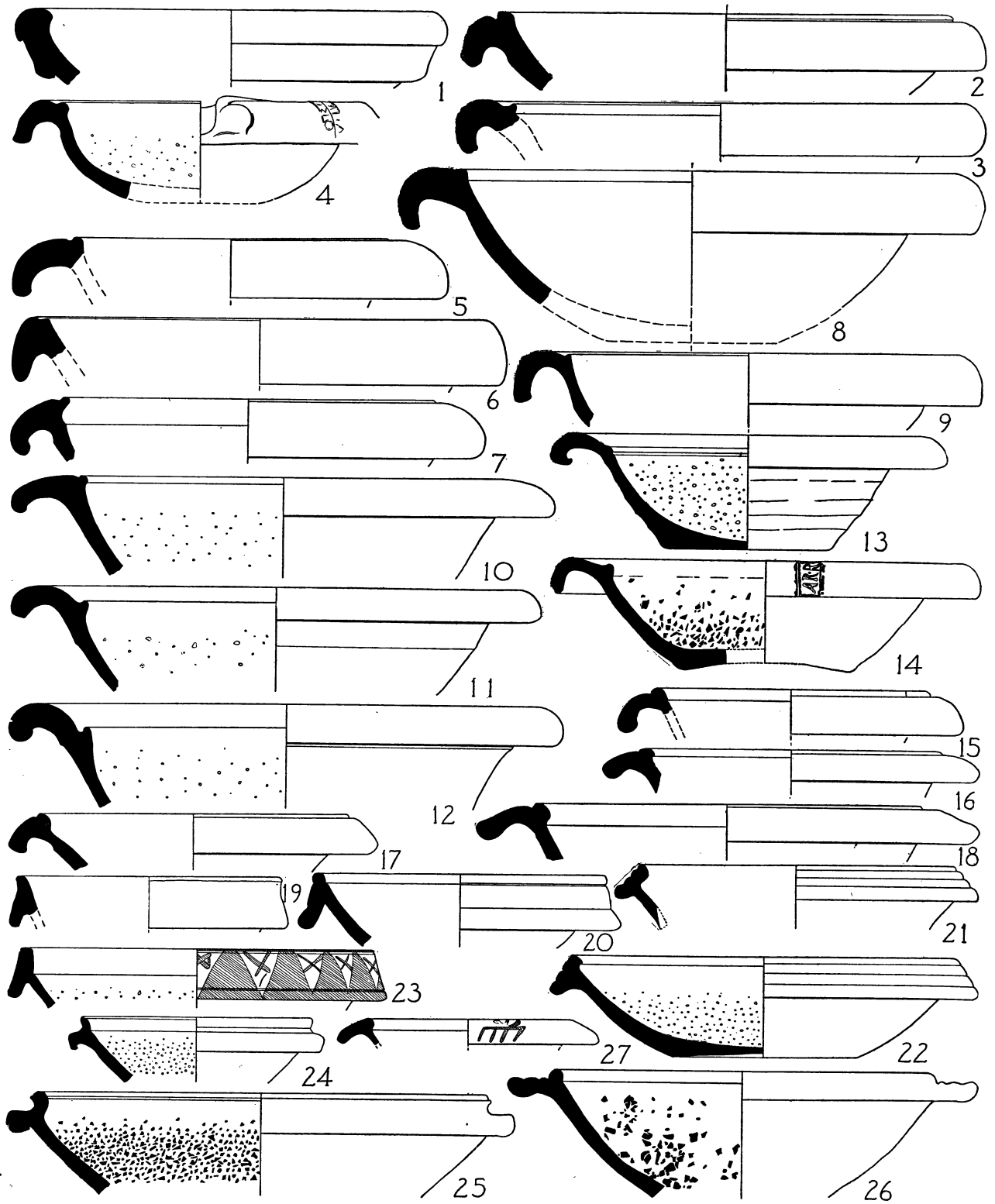


FIG. 18. Mortaria type series (1)

352, A.D. 50-70; *London G.P.O.*, fig. 18, 2, probably A.D. 50-80; *Richborough II*, pl. xxx, 141, Claudian-early Flavian.

3. Flange slightly above bead, hooked at end, rather heavy. Buff ware. From I, where common; 1 example II. Cf. *Caerhun*, fig. 27, 74, probably Trajanic; *Newstead*, fig. 34, 6, Flavian; *Wroxeter 1923-7*, fig. 47, 4, pre-A.D. 98.

This type is also an early one. It is the only one in addition to type A which appears on sites which can be securely dated to pre-A.D. 80, e.g. *Richborough III*, pit 47, pl. xli, 352, and pit 57, pl. xli, 350, and *London G.P.O.*, pit E. 4. It continued in use up to the end of the century, e.g. *Wroxeter 1923-7*, fig. 47, 3. Thereafter it is rare.

Type B. 2. Flange with pronounced hook, less heavy than B. 1. Top of flange approximately level with bead

4. Horizontal part of the flange rather short, turned over obliquely with thin edge. Buff ware, orange slip externally. From SW. Building II. 2 examples from I, and 1 from VII. Cf. *Verulamium*, fig. 35, 64, Hadrianic; *Caistor Pottery*, R. 6, A.D. 70-110.
5. Broad horizontal flange, hooked at end. Buff ware. From I, where common; 1 example V. Cf. *Caerhun*, fig. 26, 39, A.D. 80-120.
6. Flange turned over almost vertically, groove at top. Orange-brown ware. One example in SE. II. Near *Wroxeter I*, fig. 19, 78, A.D. 90-120, but without groove on outside edge of rim. Cf. *Caerleon 1926*, fig. 34, 100, A.D. 70-110; *Brough IV*, fig. 12, 57, end of first century. None of these examples have quite such a pronounced down-turned flange.
7. Heavy rim, sloping down obliquely from bead. Buff ware. 1 example only in SE. IV. Cf. *Caerhun*, fig. 26, 18, late first century; *Brecon*, fig. 100, C. 54, A.D. 70-90.
8. Wide flange, level with bead, hooked down at end. Orange-brown ware. From I, with 1 other example. Cf. *Caerhun*, fig. 26, 38, A.D. 80-110; *Balmuildy*, pl. xli, 14, Antonine; *Caistor Pottery*, R. 18, first third of second century.
9. Flange hooked down squarely, bead slightly below flange. Orange ware. From SE. IV, where first appears. Common to I, 1 example VI. Cf. *Wroxeter I*, fig. 19, 38, A.D. 80-110; *Brecon*, fig. 97, C. 32, early second century.

This type comes into use in the last years of the first century, e.g. *Wroxeter 1923-7*, fig. 47, 1, 2, 5, 6, pre-construction of Baths, c. A.D. 98, and *London G.P.O.*, pit B. 15 and E. 28, late first century. It is, however, much more common in the period to A.D. 120, e.g. *Caerleon Amphitheatre*, fig. 23, 70-1; *Brecon*, fig. 94, C. 4 and fig. 99, C. 49; *Corbridge*, fig. 7, 45; *Caistor Pottery*, R. 6; *Wroxeter 1936-7*, fig. 12, 6; &c. It continues in use throughout the century, e.g. to A.D. 160, *Verulamium Kiln*, fig. 3 A-H; *Wroxeter 1923-7*, Gutter Find, fig. 47, 17; &c., and to A.D. 180, *Newstead*, fig. 34, 8-11, 13-15; *Old Kilpatrick*, pl. xix, 7, 8, 10-13, 15, 17-21; *Balmuildy*, pl. xli, 6-17, 19-20; *Mumrills*, fig. 91, 10-26; *Corbridge*, A.D. 160-200, fig. 8, 100-1. Towards the end of the century there is a later development on most sites in a type with a prominent bead rising well above a broad, hooked flange, but this type does not seem to occur at Leicester.

Type C. Flange approximately horizontal

10. Flange almost horizontal, slightly hooked at end. Creamy-buff ware. From SE. IV, 1 example from I. Cf. *Newstead*, pl. xlv, 24, Flavian; *Brecon*, fig. 96, C. 23, A.D. 75-110; *Richborough III*, pl. xli, 356, first century; *Wroxeter I*, fig. 19, 14, first century; *Caistor Pottery*, R. 5, A.D. 110-60; *Corbridge*, fig. 5, 13, A.D. 80-100.

This type appears like Type B. 2 between A.D. 80 and A.D. 100 (see parallels quoted). It is rare after A.D. 120.

Type D. Flaring rims

11. Flange sloping upwards from bead, slightly curved at end. Brownish-buff ware. From SE. IV, 1 example each I and V. Cf. *Brecon*, fig. 98, C. 36, early second century; *Balmuilty*, pl. xli, 3, Antonine.
12. Similar to 11, flange rather heavier and more curved. Buff ware. From N. V. Common I and II. Cf. *Wroxeter I*, fig. 19, 46, early second century.
13. Similar to 11, edge of flange hooked under. From I with 1 other example. 1 example each from II and VI.

This type seems to be more common and to have a more pronounced flare at Leicester than on most other sites. It was commonest in I, though appearing just before, and continuing to II. It is predominantly a second-century type. The only sites on which it seems definitely to occur before the end of the first century are *Brough IV*, fig. 10, 10, beneath Trajanic footings, and *London G.P.O.*, pit B. 15, late first century, neither being a very pronounced example of the form. It is noticeable in *Caerleon 1927-9*, fig. 59, 228-33, 263-4, that though it is common in the period of the Stone Buildings, i.e. post A.D. 110, it is not found associated with the Timber Buildings. The parallels quoted show that it is fairly common from the early second century to the Antonine period. A few examples are found on Antonine wall sites and others of the same period, e.g. *Old Kilpatrick*, pl. xix, 1-3; *Balmuilty*, pl. xli, 18 and pl. xlii, 28; *Newstead*, fig. 34, 12.

Type E. Broad gentle hook

14. Flange rising slightly above bead, gently curved at end: a lighter type than 3. Light-buff ware. From SW. Buildings II. 6 examples in III and 1 from VI. Cf. *Caerhun*, fig. 27, 57, early second century; *Wroxeter 1936-7*, fig. 11, 8, late second century; a number of *Balmuilty*, pl. xli, Antonine, are of approximately this type; *Verulamium*, fig. 35, 64, Hadrianic; *Brecon*, fig. 94, C. 4, A.D. 75-120; *Caistor Pottery*, R. 15, A.D. 120-50.

This type appears to take the place of the heavier hooked types in III. It is common on Antonine sites.

Type F. Narrow flange, sloping down, bead prominent

15. Flange distinctly below bead, curved down. Buff ware. From III. Fairly common II-VII. Cf. *Balmuilty*, pl. xlii, 36, Antonine; *Mumrills*, fig. 92, 22, Antonine.
16. Narrow flange, sloping down fairly obliquely. Light-buff ware. From II with 3 other examples. 2 examples from III, 3 from V, 2 from VI, and 1 from VII. Cf. *Wroxeter 1936-7*, fig. 10, 16, late second-early third centuries; *Caistor Pottery*, R. 27, A.D. 160-200.

This type, which first appears at Leicester in II, elsewhere first appears in groups with a terminal date of A.D. 140, cf. *Brecon*, fig. 98, C. 37-8, A.D. 100-40; *Caistor Pottery*, R. 16, A.D. 90-140; *Birdoswald-Pike Hill*, fig. 13, 6a, Alley Find, mainly A.D. 125-50. The type with the hooked flange and prominent bead, the flange usually being rather broader than the Leicester examples, is a common mid-second-century type, e.g. *Wroxeter 1936-7*, fig. 9, 14, Hadrianic-early Antonine; *Caistor Pottery*, R. 20, A.D. 100-50; *Birdoswald*, pl. xvi, 1-3, Antonine.

Type G. Flange sloping down

17. Narrow flange, sloping down obliquely. Prominent bead. Orange-buff ware. From VI, with 1 example from X. Cf. *Balmuilty*, pl. xlii, 42, Antonine; *Wroxeter I*, fig. 19, 102, probably end second-beginning third century, not closely dated.
18. Broad flange, sloping down obliquely, bead square and prominent. Buff ware, orange slip.

From VI. 1 example II, with less prominent head, also 1 example from X. Cf. *Wroxeter I*, fig. 19, 118, probably mid-third century; *Sapcote*, pl. VIII, 16, probably mid-third century.

This type is close to the last and, like it, appears in II. Elsewhere it appears first in Antonine levels, cf. *Balmuildy*, pl. XLII, 42; *Mumrills*, fig. 92, 28, 30-1; *Corbridge*, A.D. 160-200, fig. 8, 102-3. It does not appear to last beyond the first quarter of the third century, *Wroxeter 1936-7*, fig. 10, 15-16, late second-early third century, being about the latest occurrence.

Type H. 1. Hammer-headed, flange nearly vertical, junction with wall acute-angled

19. Not reeded. Buff ware. From V, which is the first appearance of hammer-headed type. 1 example from VI. Cf. *Balmuildy*, pl. XLII, 45, Antonine.
20. Flange projecting well below junction with wall. Buff ware, patchy orange slip. From IX, 1 example only; several unstratified. Near *Old Kilpatrick*, pl. xiv, 30, Antonine.

This is the earliest type of the hammer-headed mortarium, or rather of the type which later developed into the true hammer-head, from which it is distinguished by the angle of junction with the wall. Its appearance cannot long antedate A.D. 180, since it is definitely rare on Scottish Antonine sites, e.g. *Balmuildy*, pl. XLII, 45-7; *Mumrills*, fig. 92, 32-3; *Old Kilpatrick*, pl. xix, 30. It also just appears on the kiln site at *South Carlton*, A.D. 140-80, fig. 7, 1, k, x, together with a great majority of form B. 2 and made by the same potter. It rapidly develops into the true hammer-head, and its latest appearance seems to be *Corbridge*, A.D. 160-200, fig. 8, 109, with the exception of the *Birdoswald-Pike Hill* level II, which lasts from A.D. 205 to 273 or 297 (fig. 13, 8-9).

Type H. 2. Hammer-headed, flange oblique, at right angles to wall

21. Buff ware. From IX with 3 other examples. 1 example from VII.
22. Near 21, but larger. Buff ware. From VII. Very common unstratified. Cf. *Caerhun*, fig. 27, 92, third-fourth century; *Wroxeter I*, fig. 20, 194, third-fourth century.

This true hammer-headed form appears at the beginning of the third century, and is found in most of the dated groups of the third century, e.g. *Wroxeter 1936-7*, late second-early third century, fig. 10, 18-19; *Caistor Pottery*, drainage ditch, A.D. 200-260, R. 44-6, sump, A.D. 200-260, R. 38, 42-3. It is the predominant type on northern sites at the end of the third century, and also appears at this period on some sites farther south, e.g. *Caistor Pottery*, pit 36, A.D. 260-300, R. 47-8; *Margidunum 3rd Century Well*, pl. VI, 11-12; *Verulamium Theatre*, period IV, end third century, fig. 10, 13; *Wroxeter 1936-7*, period IV, second half third century, fig. 11, 12-13. It is replaced by type H. 3 and a later type not found at Leicester in which the flange has merged into the wall (*Huntcliff*, fig. 40, 1-5) in the fourth century, the latest examples being *Birdoswald-Pike Hill*, period III, A.D. 305-367-8, fig. 13, 11-12.

Type H. 3. Wall-sided hammer-headed type

23. Nearly vertical flange, pattern in brown paint on orange. From IX, 1 example only, several unstratified. Cf. *Caerhun*, fig. 27, 84, surface; *Wroxeter I*, fig. 20, 234, third-fourth centuries.

This type, in which the flange has become almost vertical and which is often decorated in brown or red paint, first appears at the beginning of the fourth century, e.g. *Crambeck*, end third century to A.D. 395, pl. v, 125-33. Though it is a common fourth-century form, few examples are illustrated in dated groups.

Hammer-headed mortaria are an essentially northern type. *Wroxeter* and *Leicester* are the two most southerly sites on which they are at all common. *Verulamium Theatre* had 1 example only (fig. 10, 13), amid a great quantity of type J. Two variant examples were found at *Sandford*

(fig. 6, 35, 37). Types imitating Dragendorf 45, which is a distinct type, are, of course, found in the south.

Type 7. Small square flange, well below bead

24. Small flange, turned over squarely, well below bead. Buff ware, orange core. Unstratified, with several other examples, 1 example from room VI, X. Cf. *Verulamium Theatre*, fig. 11, 30, fourth century; *Richborough I*, pl. xxviii, 99, late third–fourth century; *Caerleon 1939*, fig. 12, 44, fourth century.
25. Near 24, heavier and larger. Orange-buff ware. Unstratified only. Cf. *Lydney*, fig. 26, 12, fourth century; *Verulamium Theatre*, fig. 11, 29, fourth century; *Richborough I*, pl. xxviii, 98, fourth century; *Ashley Rails*, pl. xa, 13, mid-fourth century.

This type takes the place of the hammer-head mortarium in late levels on southern sites. Earlier examples with a broader and less square flange appear at the end of the second century, e.g. *Verulamium Kiln*, A.D. 120–60, fig. 3, L, M; *Balmuildy*, Antonine, pl. XLII, 38–40; *Verulamium Theatre*, end second century, fig. 10, 10. One example which appears to be of the same square-cut type appears in the *Verulamium Kiln*, A.D. 120–60, fig. 3, 1. It is, however, absent from the period IV levels (end third century) at the *Verulamium Theatre*, and is not common until the fourth century, e.g. *Ashley Rails*, c. A.D. 330 on, pl. xxxiii, 22–4; *Island Thorns*, c. A.D. 330 on, pl. xxxii, 13, 20–1; *Verulamium Theatre*, orchestra filling, late fourth century, fig. 11, 29–30; *Sandford*, fourth century, fig. 6, 29; *Lydney*, end fourth century, fig. 26, 12–14.

26. Horizontal reeded flange, just below rim. Buff ware. 1 example only, unstratified. Cf. *Caistor Pottery*, R. 36, A.D. 200–50; near *Verulamium Theatre*, fig. 11, 28, fourth century.

Miscellaneous

27. Small mortarium or bowl, narrow rim, sloping slightly down, remains of pattern in red paint on rim. Creamy-buff ware. From V, also 1 example unstratified. Cf. *Crambeck*, pl. III, 63.

Fig. 19

PIE DISHES

Type A. Rims forming a sharp angle with wall both inside and out

1. Rim broad and slightly curved. Grey ware, dark-grey surface inside. Acute-angled trellis pattern outside. From SE. IV. This type of rim appears in SE. III, is very common in I, and common to VI, after which only a few examples. Cf. *Caerhun*, fig. 29, 181, A.D. 85–110; *Corbridge*, fig. 7, 44, Domitian–Trajan.
2. Rim rather narrower and less curved than 1. Chamfer at base. Brownish-grey ware. From SE. IV. This type of rim is common from SE. IV, when it first appears, to VI, 1 example IX. Cf. *Caerhun*, fig. 29, 192, A.D. 90–130.
3. Rim thinner, chamfer at base. Broad-angled trellis pattern externally. From I, where common, a few till VII.
4. Rim with slightly thickened angular edge. Chamfer at base. Light-grey ware, brown at break. From II. 1 similar rim from VI and 2 from VII.
5. Rim rather thick. No chamfer. Dark-grey ware. Acute-angled trellis pattern externally. From I. A few examples most levels to IX.
6. Broad horizontal rim. Dark-grey ware. From II. 1 similar rim from same level and 1 each from V and VI.
7. Wall inclined well out, rim thickish. Probably chamfer at base. Light-grey ware. From VII when common and also in VI. 1 example X. Cf. *Caerhun*, fig. 30, 212, Hadrian–Antonine.

8. Wall high and inclined well out. Rim small and thin. Chamfer at base. Grey ware. Acute-angled trellis pattern externally. From VII, where common. 1 example VI.
9. Wall high and thin, rim small and thin, curving slightly. Chamfer at base. Grey ware. Fairly acute-angled trellis pattern externally. From VII. Common to IX.
10. Rim thick and broad. Dark-grey ware. Acute-angled trellis pattern externally. From VII. Cf. *Newstead*, fig. 32, 4.

This general type of rim, therefore, just appears in SE. III, is very common I–VI, and quite an appreciable number to IX. There seems to be very little distinction between those from the earlier and later levels. Dishes with chamfers certainly still occur in the later levels so that this cannot be taken as a necessarily early feature. The angle of the trellis pattern also does not alter much. It does, however, appear that shallow dishes are not so common in VII and IX as earlier, and that their place is taken by the bead rim and straight-sided dishes.

On other sites pie dishes as a type do not appear until at earliest the end of the first century. Dishes with rather similar rims, but not in the typical black fumed ware, appear at *Richborough III* (pl. xxxiv, 238–9) in pits dated A.D. 50–75, and *Newstead* (pl. xlviii, 39). The only group earlier than A.D. 100 in which actual pie dishes appear is *Newstead*, where they are said to occur in the Flavian occupation, but the exact forms are not specified. Type A is common by A.D. 120, cf. *London G.P.O.*, A.D. 80–120, fig. 15, 32; *Caerhun*, pre-A.D. 110, fig. 29, 178–81; *Brecon*, A.D. 100–20, fig. 95, C. 15; *Corbridge*, A.D. 90–110, pl. xi, 11 and Domitian–Trajan, fig. 7, 44. It continues in use throughout the second century, e.g. *Brecon*, A.D. 100–40, fig. 98, C. 39; *Wroxeter 1936–7*, second quarter second century, fig. 9, 12; *Birdoswald–Pike Hill*, Alley Find, A.D. 120–60, fig. 16, 65, 69, 71; *Balmuildy*, Antonine, pl. xlvii, 3. It is, however, much less common than at the beginning of the century. A late occurrence is *Wroxeter 1923–7*, c. A.D. 273, fig. 46, C. 9.

Type B. Rims shorter and thicker than the last group, external angle with wall tending to be curved

11. Small rim, rather rounded. Shallow dish, no chamfer. Dark grey ware. Acute-angled trellis pattern externally. From V. Common VI, a few later. Cf. *Caerhun*, fig. 29, 206, A.D. 100–30; *Corbridge*, fig. 6, 86, Antonine (very common); *Balmuildy*, pl. xlvii, 7, Antonine.
12. Coarse heavy rim, junction with wall very curved externally. Dark grey ware. Acute-angled trellis pattern externally. From I, where fairly common. 4 examples from III, 1 from VI, and occasionally later. Cf. *Caerhun*, fig. 29, 202, Hadrian–Antonine.
13. Very small, rounded rim. Shallow dish, no chamfer. Grey ware, reddish in patches. Acute-angled trellis pattern externally and on base. From III. 1 example V and 2 from VI.
14. Rim short and thick, rounded externally. Light grey ware. 1 example only from VI.

This type of rim thus appears in I, but is commonest III–VI. Like type A, it first appears in groups dating down to A.D. 110 or 120, e.g. *Caerhun*, to A.D. 110, fig. 29, 163; *Gellygaer*, Trajanic, pl. x, 5; *Haltwhistle*, Trajanic, pl. v, 8. It is more common than type A in later groups, e.g. *Caistor Pottery*, pit 7, A.D. 110–60, W. 5; *Birdoswald–Pike Hill*, Alley Find, fig. 16, 63, 67, 70, 77; *Newstead*, Antonine, fig. 32, 1, 4, 5; *Balmuildy*, Antonine, pl. xlvii, 6–9; *Mumrills*, Antonine, fig. 101, 20–8; *Corbridge*, A.D. 160–200, pl. xii, 79. A late occurrence is *Margidunum*, 3rd Century Well, pl. vi, 18.

Type C. Rims rather thinner than last group, angle with wall curved

15. Fairly broad rim, angle with wall rounded above and below. Dark grey ware. From III, with 1 other example and 1 from V.
16. Fairly broad rim, curved beneath. Dark grey ware. Broad trellis pattern externally. From VII. 9 examples from VI.

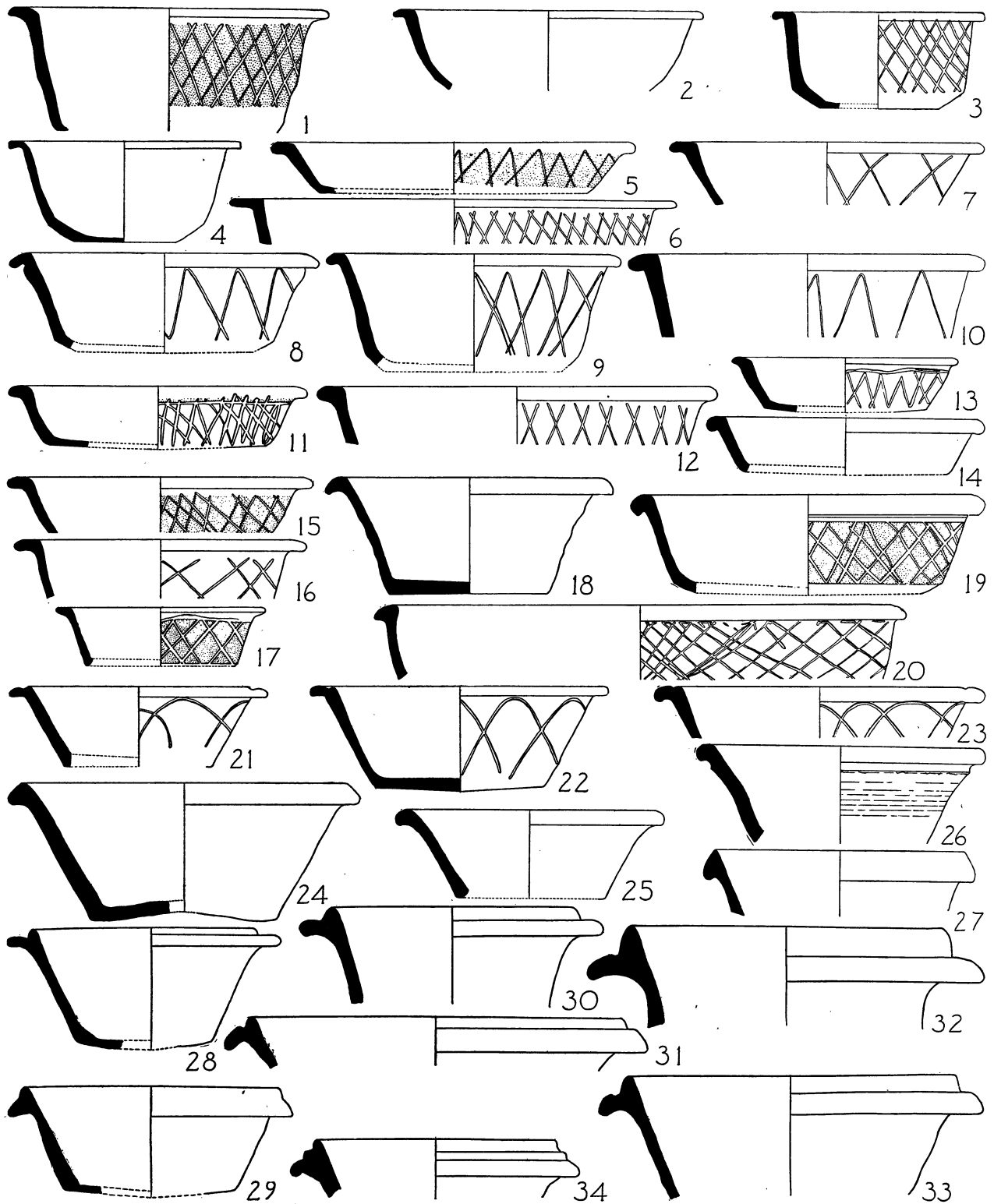


FIG. 19. Pie-dish and flanged-dish type series (4)

17. Rim small and thin, very curved beneath. Light grey ware. From VII with 1 other similar rim. 1 similar rim from X.
18. Wall high, rim curved above and below. Grey ware. 1 example only, from X. Cf. *Lockleys, Welwyn*, c. A.D. 340-50, fig. 13, 1.
19. Rim hooked well over. Grey ware. Fairly broad trellis pattern externally. 1 example only, from VI.

This type is mainly fairly late. On other sites it does not seem to occur until groups dating to c. A.D. 160, e.g. *Wroxeter 1936-7*, mid-second century, fig. 10, 5, and is common in Antonine groups, e.g. *Newstead*, fig. 32, 3; *Old Kilpatrick*, Antonine, pl. xxii, 6-7; *Balmuildy*, Antonine, pl. xlvii, 4-5; *Corbridge*, A.D. 160-200, pl. xii, 77, 80; *Appletree Turret*, level I B, to A.D. 196, pl. xvii, 66. An example occurs at *Lockleys, Welwyn*, c. A.D. 340-50, of 18 (*q.v.*) which is a late and debased example of the type.

Type D. Rim thick and heavy, triangular in section

20. Rim short, rounded off above into triangular section. Dark grey ware. Small, fairly broad, trellis pattern externally. From VI, with 1 other example, and 4 from VII. Cf. *Newstead*, fig. 32, 2, Antonine; *Richborough III*, pl. xli, 339, A.D. 80-120; *Balmuildy*, pl. xlvii, 13, Antonine; *Verulamium*, fig. 27, 6, A.D. 160-90.

This type is thus hardly found at Leicester. It is the most common Antonine type elsewhere, e.g. *Newstead*, Antonine, fig. 32, 2, 6; *Old Kilpatrick*, Antonine, pl. xxii, 5; *Balmuildy*, Antonine, pl. xlviii, 10-13; *Mumrills*, Antonine, fig. 101, 8-19; *Verulamium*, A.D. 160-90, fig. 27, 6; *Corbridge*, A.D. 160-200, fig. 6, 81, and also continues later, e.g. *Birdoswald-Pike Hill*, level II, A.D. 205-97, fig. 16, 79-80, and *Verulamium 1938*, late second-early third century, fig. 16, 1 and first half third century, fig. 17, 9-12. Its one earlier occurrence is *Richborough III*, pit 34, A.D. 80-120, pl. xli, 339.

Type E. Pie-dish rims with a groove

21. Small rim, very shallow groove. Dark grey ware. From VI. 1 example each from III and VI. Common VII-IX and late levels.
22. Rim larger than 21, and groove deeper. Dark grey ware. From X. Common VII-X. For rim cf. *Margidunum, 3rd Century Well*, A.D. 220-300, pl. vi, 30, but that has a slight chamfer at base.
23. Rim heavier than 22. From IX. Fairly common then and X.

There are thus only 2 examples of this type before VI, and it is common from then to the latest levels. It occurs at *Wroxeter 1936-7*, late second-early third century, fig. 10, 22; *Old Kilpatrick*, Antonine, pl. xxiii, 12; *Margidunum 3rd Century Well*, A.D. 220-300, pl. vi, 30; *Verulamium 1938*, late second-early third century, fig. 16, 2, and first half third century, fig. 17, 8.

Type F. Heavy rounded rims

24. Heavy dish, rim rounded above. Lightish grey ware. From X, with 1 other similar example.
25. Rim rounded, and curving out. Grey ware. 1 example only, unstratified.
26. Rim rounded, but hardly projecting, groove beneath externally. Grey ware. From X, 1 example only.
27. Heavy triangular rim. Grey ware. 1 example only, unstratified.

This type of heavy dish is the latest of the pie-dish type on the site. It is not found in IX, but only in the surviving patches of X and unstratified. The ware is different from the dark grey-black

ware of most of the earlier types, being lighter, with an unpolished, rather gritty surface. It is not apparently common on other sites, the only example identified being *Crambeck*, to A.D. 395, pl. VIII, 214, where only 1 such sherd occurred.

Pie dishes seem on most sites to have been almost entirely superseded by flanged dishes during the third century. The continuance of types E and F at Leicester is thus unusual.

FLANGED DISHES

Type A. Fairly light dishes, straight-sided

28. Flange fairly thin, a little below bead. Grey polished ware, firing red in parts. Decorated externally and upon base with polished curves. From X. First appears IX, 2 examples. Very common X and unstratified.

This type at Leicester is thus definitely late, as it is on most other sites. The exception is that of two Welsh sites, where it seems to appear in Trajanic groups, *Gellygaer*, pl. XII, 11, and *Caerhun*, fig. 30, 229-31. If these examples were correctly located, they must be a local development. Elsewhere it does not appear in Antonine levels, and is first found at the very end of the century at *Corbridge*, A.D. 160-200, pl. XII, 71, in which group it was rare. It is found in third-century groups, e.g. *Caistor Pottery*, Forum drainage ditch, A.D. 200-60, W. 10; *Malton*, first half third century, fig. 6, 10; *Caerleon 1939*, late second-early third century, fig. 12, 46; *Margidunum 3rd Century Well*, A.D. 220-300, pl. v, 6; *Rotherley*, late third century, pl. cxvi, v, w, x. There are also fourth-century occurrences, e.g. *Lockleys, Welwyn, c. A.D. 330*, fig. 9, 10; *Woodcuts, c. A.D. 350*, pl. xxxii, 1; *Lydney*, fourth century, fig. 27, 40-3, but it is rare, and its place is taken by type B.

Type B. Coarser dish than A

29. Flange heavier and more triangular than 28. Dark-grey ware. From IX, when there are 2 examples. Very common X and unstratified. Cf. *Richborough I*, pl. xxix, 121, fourth century; *Caerleon 1939*, fig. 11, 27, fourth century; *Linwood*, pl. xxii, 19, fourth century.

30. Much heavier dish. Light grey polished ware. From X. Very common X and unstratified.

31. Heavy dish, flange curved. Grey polished ware. 1 example only, unstratified. Cf. *Verulamium Theatre*, fig. 10, 16, appears late third century, common fourth century.

This type is distinctly clumsier than A and on other sites appears later. Its earliest appearance seems to be the end of the third century, e.g. *Caistor Pottery*, pit 36, A.D. 260-300, W. 11 and W. 12. It is common throughout the fourth century, e.g. *Lockleys, Welwyn, c. A.D. 330*, fig. 9, 8, 9, 11, 12; *Richborough I*, pit 1, mid-fourth century, pl. xxix, 121 and *Richborough III*, pit 37, end fourth century, and pit 60, c. A.D. 400, similar types; *Birdoswald-Pike Hill*, level III, A.D. 305-67, fig. 16, 89-91, and level IV, A.D. 369-83, fig. 16, 87; *Caerleon 1939*, A.D. 300-75, fig. 11, 25-8; *Crambeck*, end third century to A.D. 395, pl. 1, 1-4, 10-14; *Scarborough*, A.D. 370-395, fig. 4, 1-3 (very common).

Type C. Heavier type of dish

32. Flange well down side. Grey ware. From X, when common.

33. Flange well down side, hooked. From X, common then and unstratified.

34. Ribbed flange, oblique. 1 example only, unstratified.

This type appears to be the latest development, and is confined to the upper levels. On other sites such a very heavy form does not seem to appear until the late fourth century, e.g. *Crambeck*, end third century-A.D. 395, pl. 1, 5-9, 15; *Birdoswald-Pike Hill*, level IV, A.D. 369-83, fig. 16, 87.

Fig. 20

STRAIGHT-SIDED DISHES

Type A. Black fumed or grey ware, usually decorated with trellis pattern

1. Side hardly curved. Dark grey ware. From I. Some examples from most subsequent levels, including X. Cf. *Newstead*, fig. 32, 10, Antonine.
2. Side slightly more curved. Grey ware. Curved trellis pattern externally. From VI. Common IX.
3. Side straight, rather oblique. Traces of chamfer at base. Slight groove beneath lip. Grey ware. 1 example only, from IX.

This type thus appears in I and is common in all levels to IX without much variation, and the differences do not appear to be diagnostic.

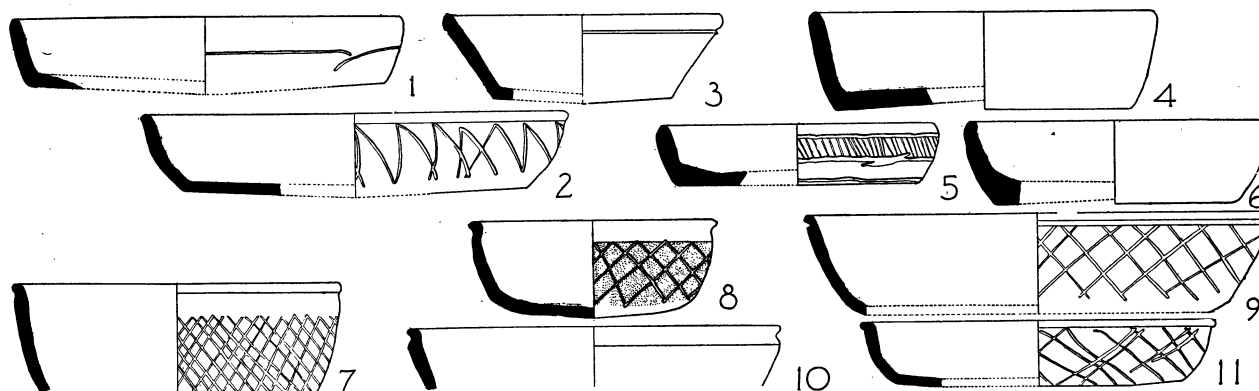


FIG. 20. Straight-sided and bead-rim dish series (4)

Dishes with plain sides appear in early Roman levels, but the early ones are clearly developments of Belgic plates, usually with curved sides and often with a kick or moulding in the interior at the junction of wall and base. The ware is usually buff or red. They are thus distinct from this type, which is in the grey or black fumed ware of the second-century cavetto-, &c., rim jars. The first examples in dated groups, though it is possible that such a comparatively featureless form is not always illustrated, appear to be *Birdoswald-Pike Hill*, Alley Find, A.D. 120-60, fig. 16, 82-3. All the examples from levels dating to A.D. 120 on sites such as Caerhun, Corbridge, Wroxeter, Caerleon, Haltwhistle, and Caistor are in reddish or buff ware, with curved sides. In the second half of the second century they are common, e.g. *Newstead*, Antonine, fig. 32, 8-10; *Old Kilpatrick*, Antonine, pl. xxii, 2-3; *Balmuildy*, Antonine, pl. xlviii, 22; *Corbridge*, A.D. 160-200, fig. 6, 84; *Wroxeter 1936-7*, late second-early third century, fig. 16, 3. They continue throughout the third century, e.g. *Caistor Pottery*, pit 9, A.D. 200-50, W. 6-7; *Verulamium 1938*, late half third century, fig. 17, 7; *Margidunum 3rd Century Well*, A.D. 220-300, pl. vi, 15, 33. Many of these, though not as coarse as type B, do not have any trellis pattern. By the fourth century, examples with the trellis are very rare, but it occurs in a very coarse type at *Lockleys, Welwyn*, c. A.D. 330, fig. 9, 5.

Type B. Heavy dish, grey ware

4. Side straight. Thick and heavy dish. Grey ware. Unstratified, with 3 similar examples.
5. Similar dish. Rough pattern of oblique scorings between 2 grooves on wall. Grey ware, roughly polished. Unstratified, with 1 other example.

6. Similar dish, walls more curved. Grey ware. Unstratified, with 1 other example.

This type is distinguished from the first group by its heaviness, and also by the fact that its ware is rather lighter in colour and unpolished. It occurs only in the disturbed levels. On other sites also, it is typical of late levels, e.g. *Caerleon 1939*, A.D. 324–85, fig. 11, 20; *Crambeck*, end third century–A.D. 395, pl. III, 50–1; *Scarborough*, A.D. 370–95, fig. 4, 4; *Birdoswald–Pike Hill*, level IV, A.D. 369–83, fig. 16, 85.

BEAD-RIM DISHES

7. Very shallow groove demarcating rim, wall very slightly curved. Grey ware with grey-brown patches, small, fairly broad trellis pattern externally. From I, where only example. A few from all levels thereafter to VII. Cf. *Caerhun*, fig. 30, 224, A.D. 120–50.
8. Groove beneath rim more pronounced. Reddish-brown ware, dark brown surface. Small broad trellis pattern externally. From III. A few examples all levels thereafter to VII. Cf. *Newstead*, fig. 32, 7, Antonine.
9. Bead small but pronounced, groove sharp cut. Chamfer at base. Dark grey ware. Broad trellis pattern externally. From V where common, and also in VI and VII. Cf. *Birdoswald*, pl. xvi, 8, Hadrian–Antonine; *Balmuildy*, pl. XLVII, 18, Antonine.
10. Bead fairly small, pronounced shoulder beneath groove. From V, and 1 example each from VI and VII.
11. Small bead, hardly any groove. Wall slightly curved. From VI, and 1 example each I, VII, and unstratified.

There are thus only 2 examples of bead-rim dishes pre-III, but they are common VI onwards, with some unstratified. The differences in form do not appear to be diagnostic.

On other sites bead-rim dishes are mainly a second-century form. They first appear in levels with a terminal date of c. A.D. 110–20, e.g. *Caerhun*, to A.D. 110, fig. 29, 176, fig. 31, 276–7; *Caerleon 1927–9*, to A.D. 110, fig. 60, 343; *London G.P.O.*, A.D. 80–120, fig. 15, 42; *Corbridge*, Domitian–Trajan, fig. 7, 43. They are common on Antonine sites, e.g. *Newstead*, fig. 32, 7; *Balmuildy*, pl. XLVII, 14–16, 18; *Corbridge*, A.D. 160–200, fig. 6, 83. Later occurrences are very rare. At *Old Sloden*, c. A.D. 250–90, pl. XIV, 18, there is an example in grey ware with white slip, and at *Crambeck*, end third century–A.D. 395, pl. III, 52–3, there are examples of a very coarse form, with no trellis pattern. *Goldsborough*, A.D. 370–95, fig. 4, 6, has a less coarse example, which may be a stray.

Fig. 21

CARINATED BOWLS

Type A. Upper part of bowl curved

1. Elegant bowl, rim curving out, wall below slightly curved. Grey ware. Groove beneath plain neck, zone below decorated with polished trellis pattern. From I, with 12 other examples. Some examples all levels to VI, the majority with the trellis decoration.
2. Similar bowl, rather heavier. Similar ware and decoration (rather faint). From VI. Appears I. Some examples all levels III–VII. Cf. *Hinckley*, pl. VII, 1, undated.
3. Heavier and larger bowl. Grey ware. From IV.

Type B. Upper part of bowl straight

4. Wall rather straighter. From VI. Appears II. Some examples all levels to IX, the majority undecorated.

These carinated bowls thus appear first in I, are common to VI, and some examples to IX.

The earlier ones tend to be more elegant in form, and the later ones seldom have the trellis decoration. The form appears to be local since the only close parallel comes from Hinckley. On other sites the carinated forms are all larger. The nearest parallel is from *Brough II*, fig. 7, 10, undated. It is probably descended from the mortar-like Belgic pot, which is common in the earliest levels, and it may also be influenced by Samian forms 29 and 37.

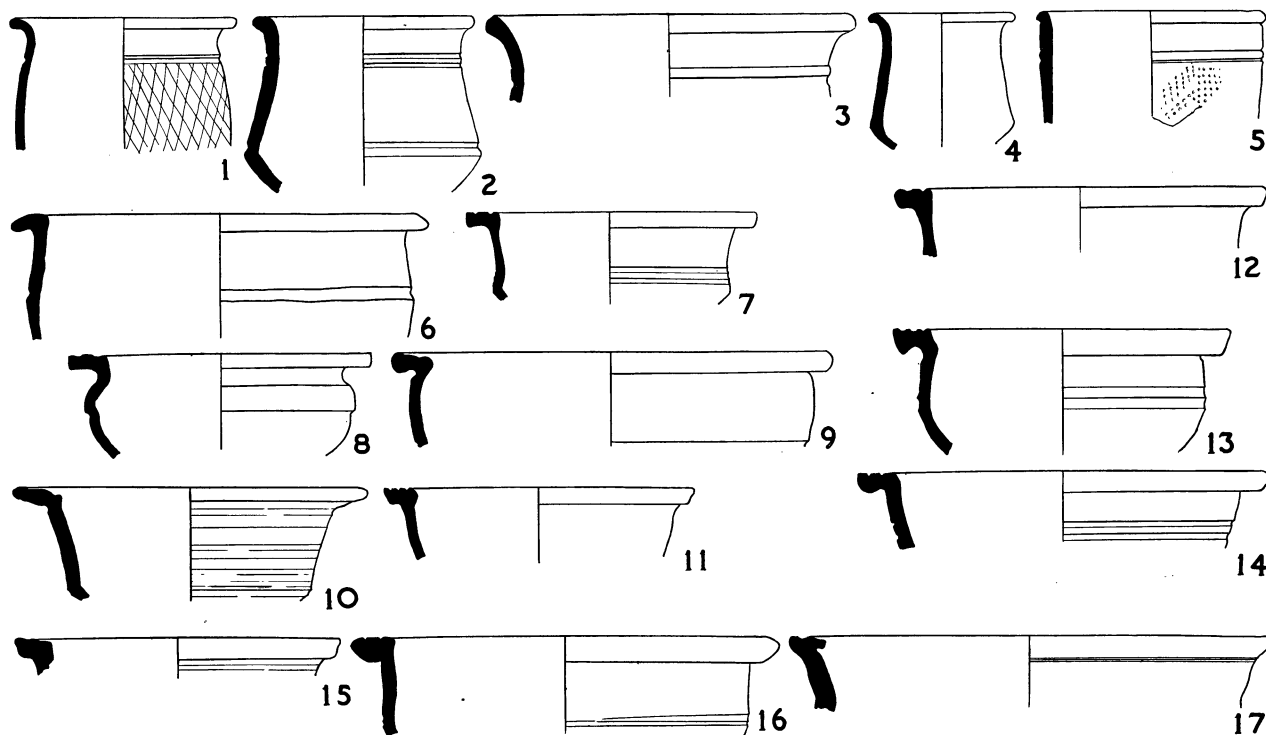


FIG. 21. Carinated and reeded-rim bowl type series (4)

5. Cylindrical bowl, imitating Samian form 30. Bead rim, with plain band separated from decorated zone by 2 grooves. Central zone decorated with incised dots. Polished grey ware. From V, with 1 other example from VI. Cf. *Newstead*, pl. XLVIII, 43, Antonine; *Verulamium*, fig. 27, 7, A.D. 160-90.

REEDED-RIM BOWLS

Type A. Thin horizontal rim, with wall approximately vertical, or inclined slightly in. Junction of rim and wall sharp

6. Thin rim, not reeded, sloping slightly down. Grey ware, dark grey slip. Groove above angle. From SE. IV, when first appears. 12 examples from I, some reeded and some not, and 2 from II. Cf. *Corbridge*, fig. 7, 42, Domitian-Trajan; *Caerhun*, fig. 28, 121, probably Trajanic.
7. Rim horizontal, sharp-cut edge, wall vertical. Grey ware. 2 grooves above angle. From SE. III. Common SE. IV and I. 5 examples II and one IV. Cf. *Haltwhistle*, pl. v, 1, Trajanic; *Malton*, fig. 1, 9, c. A.D. 80.
8. Rim horizontal, wall bulging out below a short neck. Buff ware, grey in centre at break. Groove round bulge. From SE. IV. 1 example each I and VI.

9. Rim inclined very slightly up, wall slightly bulging. Grey ware. From I, when extremely common. 2 examples from II and 1 each from IV and VII.

This type thus just appears in SE. III, is common SE. IV, and very common in I. A few examples II and III, only isolated ones later.

Type B. Rim thin, angle with wall sharp, wall inclined out

10. Rim pointing slightly up. Grey ware. Groove at angle. From N. IV. 2 examples II and one III. Cf. *Caerhun*, fig. 28, 149, A.D. 100-30.
11. Rim horizontal, rather thick, but narrow. Grey ware. From I when extremely common. 7 examples from II and 1 from III.

Type C. Horizontal rim, junction of rim and wall curved

12. Fairly thick rim. Dark grey ware. From SE. III with 3 other examples from SE. IV. 1 example N. III. Very common SE. IV and I, 1 example II.

Type D. Rim horizontal, thick at edge, but hollowed out at junction with wall

13. Thick edge to rim, broad hollow at junction, wall bulging. Grey ware. 2 grooves at angle. From SE. IV. Extremely common then to II. 1 example III. Cf. *Holt*, fig. 66, 90, late first-early second century.
14. Hollow less pronounced, wall inclined slightly out. Grey ware. 2 grooves above angle. From III. 3 examples II.

This type is thus common SE. IV and I, fairly common II, and last appears III.

Type E. Thick rim, junction with wall oblique

15. Rim short, curved beneath. Grey ware. From III. 2 examples from I and 1 from VI.
16. Rim thick and convex beneath. Grey ware. Groove above angle. From I, with 8 other examples. 2 examples from II.
17. Junction with wall oblique, rim hardly projecting out, with slight projection inwards. Dirty brown ware. 1 example only, from VI.

This type thus appears to be slightly later than the other groups as it does not appear till I. The only 2 reeded-rim bowls at *Mumrills* (Antonine, fig. 101, 1-2) are of this general type.

Reeded-rim bowls thus first appear in SE. III, and only isolated examples are found after II, when it is not nearly so common as in the earlier levels. These bowls are especially characteristic of Flavian sites (e.g. *Caerhun*, fig. 28; *Caerleon Amphitheatre*, fig. 19, 1-15; *Wroxeter 1923-7*, pit 18, fig. 44, A. 24, pre-A.D. 90, &c.). They are definitely associated with Agricola levels on a number of sites (e.g. *Newstead*, fig. 26; *Malton*, fig. 1, 9-10, fig. 2, 3). This appears, however, to be the earliest fixed dating, for though they appear in the pre-Agricola occupation at Malton, this level contains a coin of Domitian of A.D. 86 (op. cit., p. 64) and therefore the pottery cannot be taken as exclusively pre-A.D. 79. One possible exception of an earlier example is *Verulamium 1938*, fig. 13, 11, which is dated to A.D. 60-5, but from the contrast between the pottery in this level, and that of the preceding Claudian-early Neronian level, the inclusion in it of ring-neck jugs type A, everted rims type B, which on other sites only come from groups with a terminal date of A.D. 75-80, and the very small number of Belgic forms, it is possible that too early a date has been given to the level. The evidence from Richborough is useful towards fixing a date for the introduction of the type. Pits 33 (A.D. 50-75) and 58 (A.D. 45-75) *Richborough III* have a number of bowls of the same general type, though with more pronounced carination, but with out-turned rims not reeded, while pit 12, which goes down to the early second century (*Richborough I*), has an ordinary reeded-rim type, and other reeded-rim bowls are found on the site. Similarly in *Verula-*

mium 1938 examples without reeding are found in the Claudian and Neronian level, fig. 11, 13, and in the next level, fig. 13, 6, 9, which, as is suggested above, may have been given too early a terminal date of A.D. 60–5. Existing evidence therefore suggests that they were coming into common use about A.D. 75–80.

In *Caerleon Amphitheatre* it is shown (pp. 178–9) that on that site there is a chronological significance in the angle of the rim with the wall, those with an acute angle being earlier than those with an obtuse angle. This criterion does not, however, seem to be of significance at Leicester, where the type with the upwards-inclined rim and wall inclined out is rare. It cannot therefore be used for dating evidence in other parts of the country. The same conclusion was reached independently by Mr. Corder in connexion with a group dated A.D. 120–60 at *Verulamium (Verulamium Kiln, p. 274, note 1)*.

The type went out of use during the first half of the second century. On military sites in the north it is rare by the Hadrianic period (*Trans. C. & W. A. A. Soc.* xi, N.S., pl. III, 1), is absent from Antonine levels at *Newstead* (p. 249), and only two fragments occur at *Balmuildy* (p. 90). In the south it continued in use later (e.g. *Verulamium Kiln*, fig. 2, A.D. 120–60 and *Caistor Pottery*, V. 5 and V. 6, A.D. 140). At Leicester the date of disappearance may be intermediate between that on the southern and northern sites, though the forms are not so coarse and degenerate-looking as those of the *Verulamium* group.

Fig. 22

FLANGED BOWLS

This type of bowl has a wide distribution. It appears to be most common on Welsh sites, for it was among the manufactures of the *Gloucester* and *Holt* kilns, and is common at *Caerleon*, *Caerhun*, *Brecon*, and *Wroxeter*. (For references, see parallels quoted.) At all of these sites the earliest type, A, is found, and at most of them the allied form E in *Glevum* ware is also found. It is apparently not found in the south, for it is absent at *Richborough*, on the *London G.P.O.* site, and at *Verulamium* only the later form D is found. In the north it is less abundant. It is not found at *Newstead*, *Corbridge*, or *Brough*, but occurs, though apparently in small quantities, at *Malton*, *Ambleside*, *High House Turret*, *Haltwhistle Green*, and *Balmuildy* (in this case type B only). On these sites, with the exception named, type A is found. The only site where this occurs in a definitely first-century level is *Malton*. All the other groups cover the period from the last decade of the first to the early second century. It is therefore probable that it did not come into general use until the beginning of the second century.

The development of the type appears to be local, since the coarser types B and C found at Leicester hardly occur elsewhere. Form D, which clearly is connected with Samian form 38, however, occurs at *Verulamium* in the period A.D. 160–90, *Wroxeter* in the period late second–early third century, and *Caerleon* in the Hadrian–Antonine and Antonine periods.

Type A. Flange slightly below bead, often slightly curved. Fine hard ware

1. Flange curved. Grey-brown polished ware. From SE. IV, when first appears. Fairly common to III. 1 example VII. Cf. *Caistor Pottery*, V. 9, A.D. 100–50; *Wroxeter* 1936–7, fig. 12, 7, first half of second century; *Haltwhistle*, Trajanic, pl. v, 3; *Caerleon* 1926, fig. 33, 96, A.D. 70–110.
2. Flange broad and nearly horizontal. Polished grey ware. From SE. IV when first appears. Fairly common to III. Cf. *Malton*, fig. 2, 5, Flavian.
3. Flange small and straight. Grey ware. 1 example only, in VI.
4. Flange broad, thin, and slightly curved. 1 example only, in VI. Cf. *Brecon*, fig. 98, C. 35, A.D. 100–40; *Mumrills*, fig. 102, 37 (probably Antonine); *Malton*, fig. 17, 8, Flavian; *Caistor Pottery*, V. 9, A.D. 100–50.

This group thus appears in SE. IV, is commonest in I, and fairly common to VI, after which only stray examples are found.

On other sites its first appearance is in groups with a terminal date of A.D. 110, and it is not found in any purely Flavian groups, e.g. *Brecon*, early second century, fig. 97, C. 31; *Wroxeter* 1936-7, late first-early second century, fig. 12, 7; *Caerleon* 1926, pre-A.D. 110, fig. 33, 95-6, 98; *Caerleon* 1927-9, pre-A.D. 110, fig. 57, 143; *Haltwhistle*, Trajanic, pl. v, 3; *High House Milecastle*, period Ia, Hadrianic, pl. xviii, 102-3. It is common throughout the second century, e.g. *Brecon*, A.D. 100-40, fig. 98, C. 35; *Caistor Pottery*, pit 14, A.D. 100-50, V. 9; *Birdoswald-Pike Hill*,

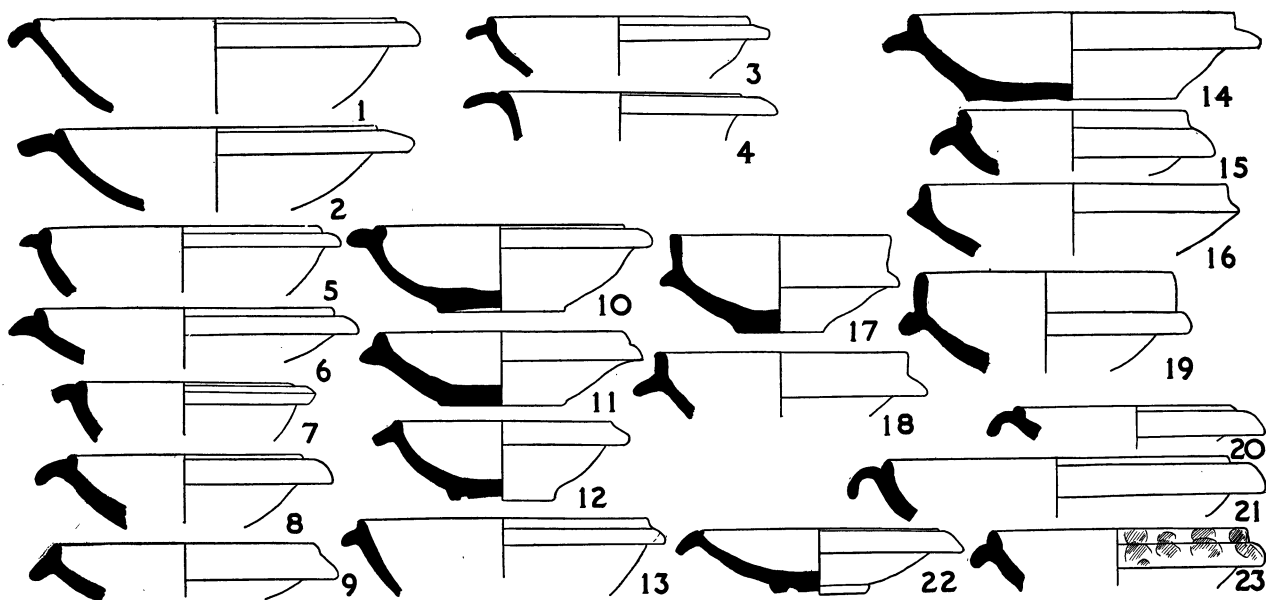


FIG. 22. Flanged-bowl type series ($\frac{1}{4}$)

Alley Find, to A.D. 160, fig. 15, 59; *Old Kilpatrick*, Antonine, pl. xxii, 24-7, but it does not occur in third-century groups.

Type B. Thicker and clumsier. Flange approaching triangular in section

5. Flange short and thick. Coarse grey ware. From V, when common. Some examples VI-IX. Cf. *Wroxeter* I, fig. 17, 16a, end first-beginning second century.
6. Flange fairly broad. Polished grey ware. From II. Appears in I. Common to VII. Cf. *Wroxeter* I, fig. 17, 16b, end first-beginning second century.
7. Small thick rim, curving slightly downward, grey ware. From V. Common III-VI. Cf. *Balmuildy*, pl. xlvi, 27, Antonine.
8. Flange broad and thick, slightly curved. Grey ware, red-brown at break. From V. Common then and VI. 1 example III.
9. Flange sloping down obliquely. Red-brown ware. From VI, with 1 other example.
10. Flange thick, bead projecting inwards. Grey ware, red-brown at break. From V.
11. Flange rather lower, triangular in section. Light brown ware. From VII. 2 examples from VI and 1 from X.
12. Short flange sloping down obliquely. Light brown ware. From VII, with 1 other example.

13. Small flange, distinctly below rim. Dark grey polished ware, red-brown at break. 1 example only, from VIII.

This group is thus later than the first. It just appears in I, is common II–VI, with a few examples from the later levels. It is not always easily distinguishable from A in illustrations from other sites, since to some extent this depends on the ware. It does not, however, seem to be as common as type A, and the only parallels traced are those to *Wroxeter* and *Balmuildy* (above) and *Verulamium* 1938, first half third century, fig. 17, 6.

Type C. Similar to the last, but flange farther down side

14. Flange thick and straight. Grey ware. From VII. Appears V. Common VI–VII. 1 example IX. For rim cf. *Caerleon* 1927–9, fig. 57, 144–6, early second century to Hadrian–Antonine.
15. Flange curving down. Grey ware. From VII.
16. Flange short and triangular. Grey ware. From IX.

This group is thus later still, and is commonest VII–IX. It is in the main a type characteristic of the second half of the second century. One example seems to occur earlier at *Caerleon* 1927–9, pre-A.D. 110, fig. 57, 145, but the other examples are all at or after the middle of the century, e.g. *Caerleon Amphitheatre*, Hadrian–Antonine, fig. 20, 38; *Balmuildy*, Antonine, pl. XLVIII, 29; *Verulamium*, A.D. 160–90, fig. 27, 11, in which group it is common, though it does not occur in the group dated A.D. 120–60.

Type D. Flange well down side, and wall above vertical

17. Flange short and triangular. Polished grey ware. From VII. Appears in III, a few examples then and V, common VII–IX.
18. Flange more pronounced. Grey ware. From VI. Fairly common then and VII. Cf. *Balmuildy*, pl. XLVIII, 30, A.D. 140–80; *Caerleon* 1927–9, fig. 57, 148–72, Hadrian–Antonine and Antonine; *Caerleon Amphitheatre*, fig. 20, 38, A.D. 130–60; *Wroxeter* 1936–7, fig. 11, 7, late second–early third century.
19. Flange short and sloping downwards. 2 examples, from VII.

This group appears in III, but is much more common VII–IX. It clearly develops out of the foregoing types under the influence of Samian Form 38. The imitation Samian and Castor forms have not been included in it, and are distinguished both by ware and the greater prominence and curve of the flange. It can be distinguished from type C by the greater height of the wall above the flange, but the process of development is gradual, and some examples might be referred to either type. It first clearly appears on Antonine sites, e.g. *Balmuildy*, pl. XLVIII, 30, and is found throughout the third century, e.g. *Wroxeter* 1936–7, late second–early third century, fig. 10, 23, fig. 11, 7; *Margidunum 3rd Century Well*, A.D. 220–300, pl. VI, 34. Examples from *Crambeck*, end third century to A.D. 370, pl. I, 21–3, are rather larger, and nearer form 38.

Type E. Hooked flange, light brown ware

20. Flange just below bead. From VI, 1 other example from this level, and 1 from VII.
21. Flange more hooked, bead more prominent. 2 examples from VII. Cf. *Caerhun*, fig. 30, 238, A.D. 80–120; *Brecon*, fig. 97, C. 31, early second century; *Gloucester*, fig. 4, 79, early second century.

This small group (which is close to type A in form) would appear to be imported, as the ware is quite distinct from the usual type. The ware and burnish very closely resembles *Glevum* ware (*Gloucester*), though it is possibly a little more purple and less brick-red at break than most of the examples examined. Until the possibility of other centres of distribution of similar ware has been

eliminated, or an analysis of the clay has proved it to be identical, it would be rash to assert that the products of the Glevum potteries were being distributed as far afield as Leicester, but it seems probable. See also fig. 46, 20.

Type F. White or light ware, decorated with brown paint

22. Flange hardly below bead. Traces of brown paint. From VII.
23. Flange below bead, hooked. Decorated with brown splashes on flange. From VII. Common VII, IX, and unstratified.

This group is entirely late, only appearing in VII and IX. It must therefore be distinct from the examples with brown paint on the rims imitating curl 11 which appear in the late-first- and early-second-century levels at *Brecon* (fig. 100, C. 69) and *Wroxeter I* (fig. 17, 16).

Fig. 23

MISCELLANEOUS BOWLS AND WIDE-MOUTHED JARS

1. Bowl with rim turned back flatly and squared at edge. Grey ware. From I, with 2 other examples, and 1 from VI.
2. Bowl with rim rolled over. Decorated with impressed wavy line. Light grey ware. From IV. Also 4 examples from disturbed levels.
3. Similar bowl, heavier rim. Grey ware, polished bands externally and on rim, lowest surviving zone rough. From VII, with 2 examples from disturbed levels.
4. Similar bowl, rim curved farther out. Grey ware. From SE. IV. Also 1 example from N. V and 1 from I.
5. Deep bowl, rim projecting inside and out. Divided into zones externally by deep grooves, with trellis pattern on shoulder zone. Grey ware. From I, with 2 other examples.
6. Large bowl with heavy rounded rim. Grey ware. From III.
7. Large bowl, rim inclined out and squared at edge. Grey ware, polished externally and on rim. From III.
8. Wide-mouthed jar, rounded rim. Light grey ware. From disturbed levels, with 3 other similar examples.
9. Hemispherical bowl, rim curved down to form triangular flange. Vesiculated ware, rilled externally. From disturbed levels, with 11 other examples. Cf. *Verulamium Theatre*, fourth-century orchestra filling, fig. 11, 27, only found in uppermost filling; *Lydney*, late fourth century, fig. 26, 23.
10. Bowl with flat-topped rim, decorated on top with wedge impressions. Similar ware. From disturbed levels. No parallels to this bowl can be traced, and it is possible that it is medieval, and allied to fig. 60, 5, the decoration of which is similar.

Fig. 24

NECKED BOWLS

Type A. Thick flaring neck, rim only slightly thickened

1. High neck, rim slightly thickened. Grey ware, red-brown at break. From II. A few examples most levels from I to VII.
2. High curving neck. Rim turned slightly out and thickened. Grey ware. From II. Fairly common most levels I to V. Cf. *Caistor Pottery*, S. 20, A.D. 200-50.

3. Fairly short neck, rim rolled over. Grey ware, red-brown at break. From VII. 3 examples IX.

3 probably represents the latest type of these bowls with a high rim above a marked shoulder. The type is common from I to IX.

Type B. Straight-necked bowl, shoulder mainly not surviving

4. High neck, slightly flaring. Light grey ware. From N. II with 2 other examples, and 2 from N. III. Several examples III and V, and common VI.

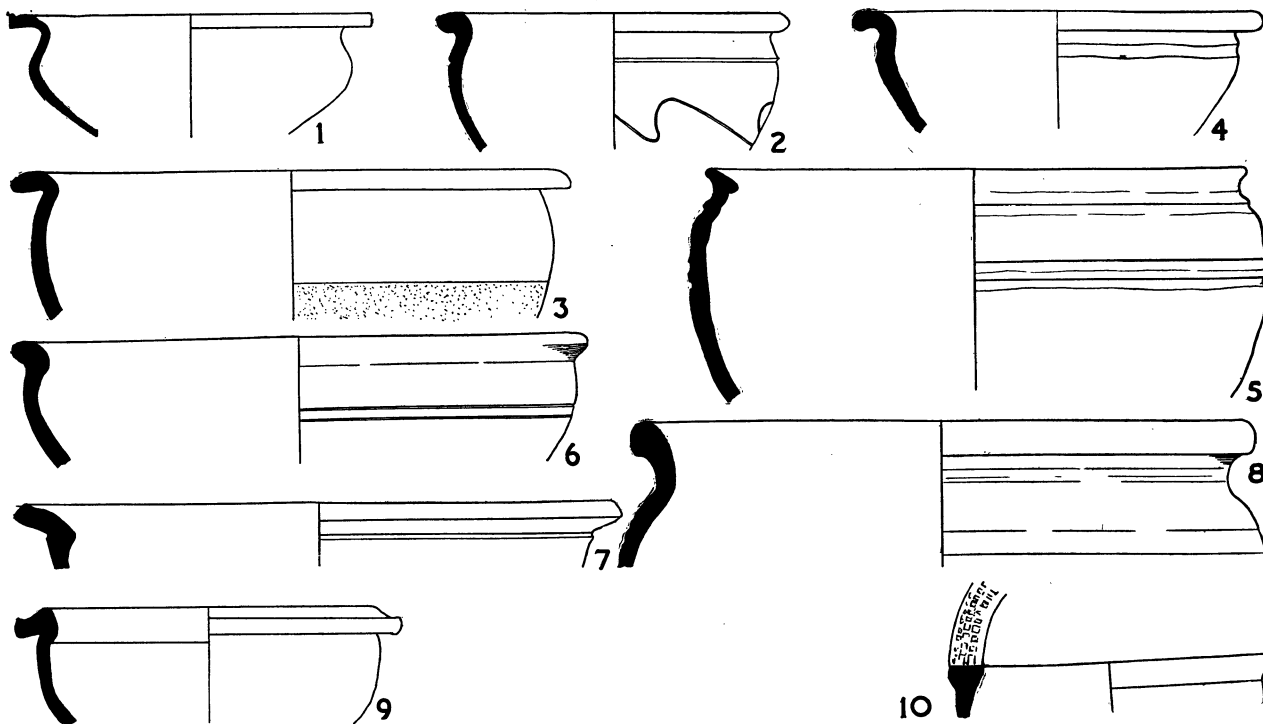


FIG. 23. Miscellaneous bowls and wide-mouthed jars ($\frac{1}{4}$)

5. Straight neck, rim rolled over and slightly undercut. Grey ware. From I, with 7 other examples. Several examples most levels to IX. Cf. *Balmuilty*, pl. XLIV, 2, Antonine.

This type occurs in all levels.

Type C. Neck flaring, rim not thickened

6. Neck curved well out. Grey ware. Unstratified. 1 example from II, 2 from V, 1 from IX, and 2 from X.

7. Neck inclined out, cordon at base. Grey ware. From IX, with 4 other examples. 1 example from V.

This type is thus mainly late. On other sites it does not seem to appear until A.D. 180, e.g. *Balmuilty*, pl. XLIV, 4-5.

Type D. Smallish bowls, upright neck, rounded rim

8. Short upright neck, rim curved over. Grey-brown ware, blackened in parts. From pit filling. Two other examples from SE. IV and V. Cf. *Richborough III*, pl. xxxvi, 258, A.D. 50-75.

9. Slightly curved neck. Grey ware. From N. V. 2 examples from VII, 3 from IX, and 1 from X.
10. Neck nearly straight, rim curved out. Grey ware. From II with 4 other examples. A few examples all levels to IX:

This type is mainly late, but there are similar bowls early. On other sites it occurs from the end

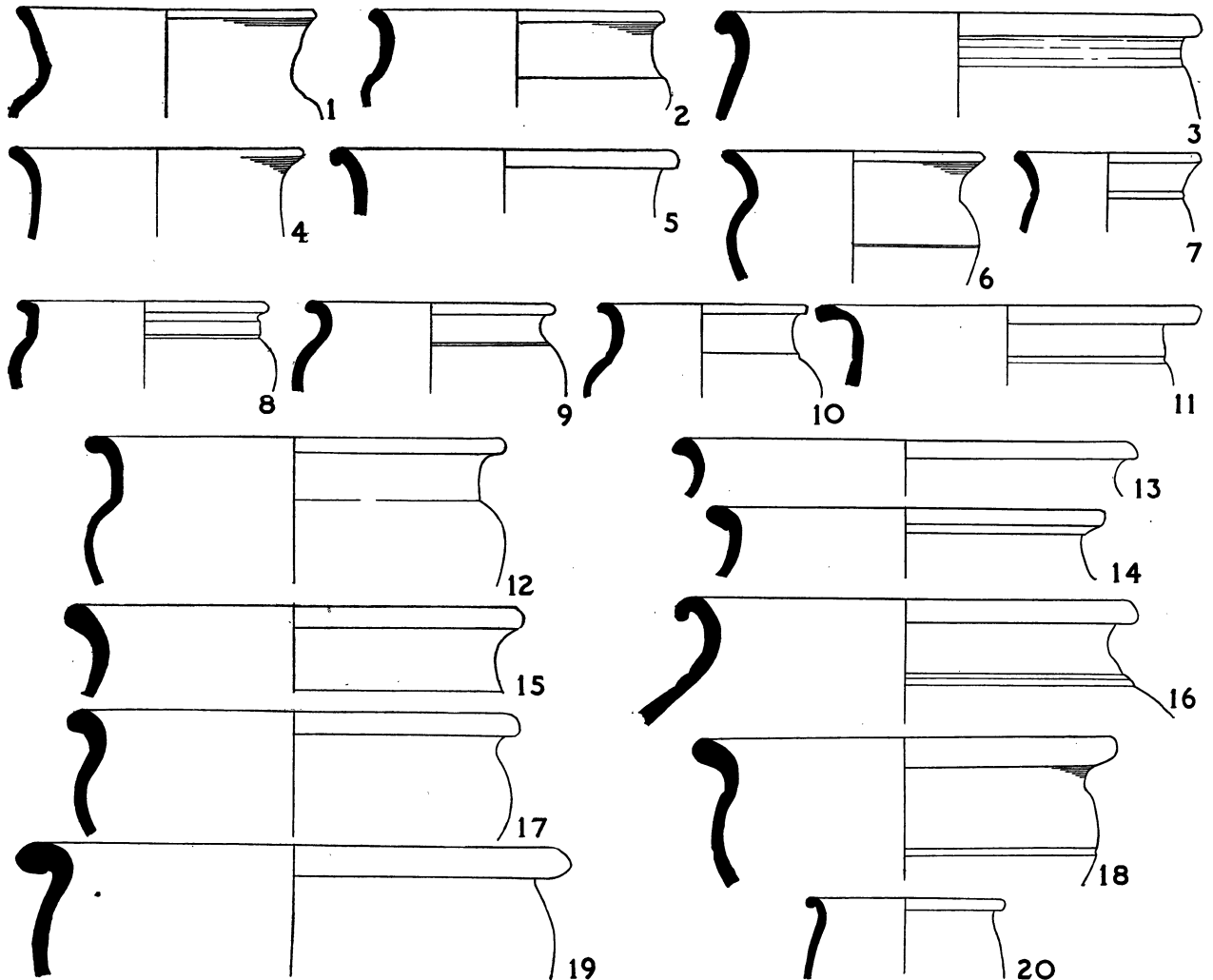


FIG. 24. Necked-bowl type series ($\frac{1}{4}$)

of the first century, e.g. *London G.P.O.*, late first century, fig. 15, 20; *Caistor Pottery*, A.D. 110-40, S. 23, S. 24; *Verulamium*, A.D. 160-90, fig. 28, 18.

Type E. Wide-mouthed bowl, high flaring neck, rim turned out

11. Rim curved right out, thickened at edge. Dark-grey ware. From N. I. 1 example each N. V and I, 2 from V.
12. Neck curved out, rim turned out and thickened, rounded shoulder. Gray ware. From X. 4 examples from I, and 1 each from V, IX, and X. Cf. *Caistor Kilns*, pl. IX, E. 2, A.D. 110-40.

13. Similar, rather thicker and heavier. Grey ware. From VI. Examples each from V and VII and 4 from IX.
14. Heavier bowl, neck curved, rim thickened. Grey ware, red-brown at break. From SE. IV with 2 other examples. Common III, 2 examples V, and 1 example each VII and X.
15. Larger bowl, rim not turned much out. From I, with 9 other examples. Some examples all levels to X.
16. Large bowl, rim curved well over. Grey ware. From II. Some examples all levels to IX.

This type just appears pre-Forum, and examples are found all levels to IX, with a few later. On other sites it appears as early as the Claudian period, and is common until A.D. 200, e.g. *Richborough I*, pit 14, Claudian, pl. XXI, 14; *Caistor Pottery*, A.D. 100-40, S. 11, S. 12, and A.D. 120-50, S. 18; *Caistor Kilns*, A.D. 110-40, group E, pl. IX; *Newstead*, A.D. 140-80, pl. XLVIII, 46; *Balmuildy*, A.D. 140-80, pl. XLIV, 2; *Verulamium Theatre*, period III, end second century, fig. 10, 6. A later example is *Lockleys, Welwyn*, A.D. 300-40, fig. 9, 1, 3.

Type F. Type with shortish necks, rim curled over beyond bulge of pot

17. Short neck, heavy rolled rim. Grey ware. From V. 1 example each from VI and VII and 2 from IX.
18. Rather higher neck, heavier rim. Grey ware. Unstratified.

This type probably illustrates the later developments of type D. On other sites it first appears by A.D. 180, and continues to the end of the fourth century, e.g. *Balmuildy*, A.D. 140-80, pl. XLIV, 3; *Caistor Pottery*, A.D. 200-50, S. 21; *Lockleys, Welwyn*, A.D. 300-40, fig. 9, 6; *Richborough I*, pit 1, pl. XXVIII, 116; *Verulamium Theatre*, fourth-century orchestra filling, fig. 11, 17; *Crambeck*, late third century to A.D. 395, pl. VI.

Type G. Very short neck, rim curled over

19. Large bowl, heavy rim rolled over. Grey ware. 1 example only, from IX.
20. Small bowl, rim rolled over and rounded. Grey ware. From N. II. 1 example from II, 5 from V, and 1 from X.

The smaller type of rolled out rim is thus early, but it continues until late. A similar type to the large bowl occurs at *Scarborough*, A.D. 370-95, pl. II, 11.

Fig. 25

NECKED JARS

Type A. Short neck, small rounded rim

1. Slightly concave neck, rim inclined out and thickened. Grey ware. From SE. IV. Appears in pit filling. Some examples most pre-Forum levels, and goes down to VII, where there are 3 examples, some tending to approach 3. Cf. *Richborough I*, pl. xx, 7, Claudian.
2. Short neck, rim rolled over. Cordon on shoulder. Pinkish-brown ware, grey in centre at break. From SE. IIa. 1 example from III.

This type is thus mainly early at Leicester. On other sites it appears in the pre-Flavian period at *Richborough I*, pit 14, Claudian, pl. xx, 7; in Flavian levels at *Wroxeter 1936-7*, fig. 9, 2, and goes down to A.D. 120 at *Wroxeter I*, fig. 18, 31-3.

Type B. Short neck, rim curved over

3. Short upright neck, thick rim inclined out. Near 1, but distinctly coarser. Grey ware. From VI, with 2 other similar rims. 2 examples from X.

4. High neck, rim curved well over. Grey-brown ware. From IX. 1 example from X.
5. High neck, rim turned out. Grey ware, red-brown at break. From IX with 1 other similar rim. 1 example from X.

This group is late, and comes mainly from the latest levels. It may develop from type A. A similar type occurs at *Scarborough*, A.D. 370-95, fig. 9, 1-3.

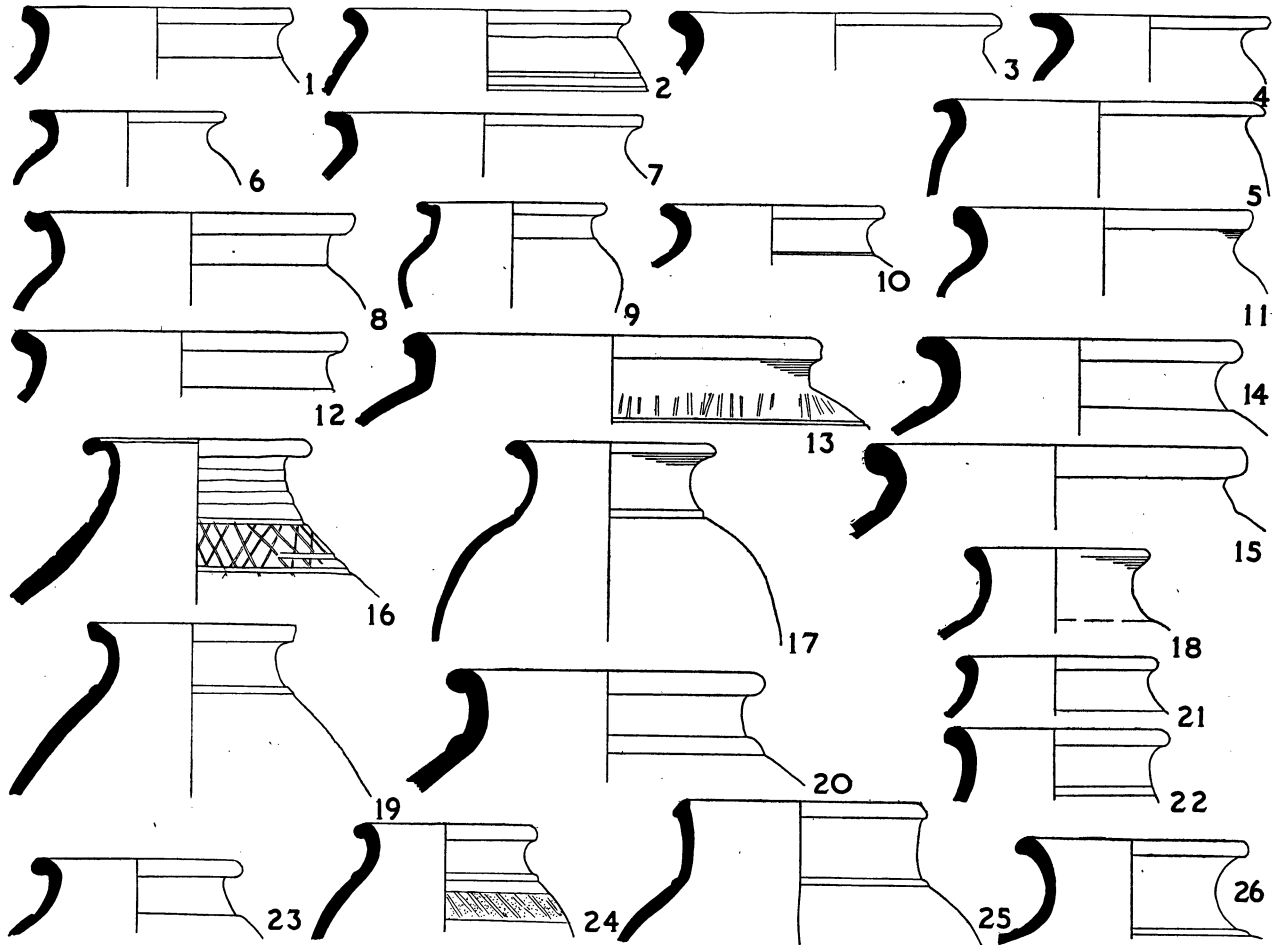


FIG. 25. Necked-jar type series ($\frac{1}{4}$)

Type C. Short neck, rim turned over squarely

6. Rim short, with sharp angles. Grey ware, red-brown at break. From SE. III. Common from then to II. 1 example III. Cf. *Caerhun*, fig. 32, 345, A.D. 80-120; *Brough IV*, fig. 11, 52, end first century; *Caerleon 1926*, fig. 28, 14, A.D. 70-110.
7. Neck rather higher, rim less angular. Grey ware. From SE. IV, when extremely common. Common to II. Cf. *Richborough I*, pl. xxiv, 42, mid first century or might be A.D. 80-120; *Brough V*, fig. 14, 4, Flavian.
8. Fairly high neck, rim grooved on top. Grey ware. From SE. IV. Appears SE. III. Very common SE. IV and I, 4 examples II, and 1 IV.
9. Short curved neck, rim slightly grooved. Grey ware. From N. I. 3 examples from I.

10. Shortish curved neck, rim inclined up, and slightly grooved. Grey ware, red-brown at break. From II when common. 6 examples from I and 1 from IV. Cf. *London G.P.O.*, fig. 15, 21, A.D. 70-100; *Holt*, fig. 64, 70.

This type is the most common jar form in the later pre-Forum levels. It continues to II, but only isolated examples are found later. On other sites it occurs from pre-Flavian levels down to A.D. 120, e.g. *Lockleys, Welwyn*, A.D. 20-60, fig. 8, 54; *Richborough III*, pit 33, A.D. 50-75, pl. xxxvi, 258; *Caerhun*, c. A.D. 80, fig. 32, 349; *Caerleon 1927-9*, A.D. 70-110, fig. 54, 27; *Richborough III*, pit 34, A.D. 80-120, pl. xxxvii, 269; *Caerleon 1926*, A.D. 70-110, fig. 28, 14. Somewhat similar examples, but with shorter necks, occur at *Gloucester*, fig. 6, 39-41. Its distribution seems to be mainly in the south and in Wales and the Welsh borders. It is not, however, found at *Wroxeter*, nor *Verulamium*, but Flavian groups from the latter site have not been published. Its only northern occurrence is at *Brough*, and it is not found in any groups at *Corbridge*, on *Hadrian's Wall*, at *Newstead*, or on the *Antonine Wall*.

Type D. Large jars, with fairly wide mouths, short necks and heavy rolled rims

11. Short upright neck, rim rather square. Grey ware. From I, when very common. Fairly common all levels to V.
12. Neck slightly more curved, rim projecting farther. Grey ware. From I, when common. Some examples all levels to V. Cf. *Caerhun*, fig. 32, 352, A.D. 90-120; *Verulamium*, fig. 28, 17, A.D. 160-90; *Caistor Kilns*, A.D. 110-40, pl. VIII, c. 4.
13. Large jar, short neck, and square-cut rim. Grey ware. Shoulder decorated with polished strokes radiating from neck. From I, with 1 other example. A few examples most levels to IX.
14. Near 11, but neck higher and rim less square. Grey ware. From VI. A few examples all levels V to IX.
15. Short neck, heavy square rim. Grey ware. 1 example only, from VIII.

This type first appears in the Forum level, when it is extremely common. It is not frequent in levels between this one and VI, but some examples occur to IX. On other sites an early occurrence is *Richborough III*, pit 33, A.D. 50-75, pl. xxxvi, 254; and it is also found at *Caistor Pottery*, c. A.D. 100, S. 22. It is common in levels with a terminal date of A.D. 110 or 120, e.g. *Corbridge* A.D. 90-110, pl. xi, 3; *Richborough III*, pit 34, A.D. 80-120, pl. xxxvi, 272; *Caerleon 1926*, A.D. 70-110, fig. 28, 9, 11, 12; and to A.D. 140, *Brecon*, A.D. 100-40, fig. 98, C. 33; *Caistor Kilns*, A.D. 110-40, groups A-C, pls. VII-VIII. Similar forms occur in later groups, though not so frequently, e.g. *Verulamium*, A.D. 160-90, fig. 28, 17, 19; *Verulamium 1938*, late second-early third century, fig. 16, 10-11, and first half third century, fig. 17, 4; *Verulamium 1934*, end third century, fig. 11, 15; *Lockleys, Welwyn*, A.D. 300-40, fig. 10, 14-21.

Type E. Narrow-necked jar, neck high and curved, rim turned out

16. Neck contracting gradually upwards. Vestigial cordons on neck and shoulder, with trellis pattern between. Grey ware. From SE. IV. 8 examples from I. Cf. *Gellygaer*, pl. xi, 4, *Trajan-Hadrian*; *Richborough I*, pl. xx, 2, *Claudian*.
17. Neck more curved, rim projecting outwards. Cordon at base of neck. Grey ware, polished externally. From X. 5 examples from I. Some examples all levels to V, and a few later. Cf. *Wroxeter 1936-7*, fig. 10, 25, late second-early third centuries.
18. Neck only slightly curved, rim thickened and turned slightly out. Grey ware, polished externally. From I. Common from then to III. Some examples to VII.
19. Similar, but rather thicker and heavier. Grey ware. From X, with 1 other example. A few examples most levels I to X. Cf. *Caistor Pottery*, S. 4, A.D. 100-30.

20. Similar, but much heavier. Cordon at base of neck. Grey ware, grey-brown at break. From I. A few examples most levels to VII.
21. Similar to 19, but neck shorter and rim rounder. Grey ware. From VI, with 7 other similar rims. 1 example from I, 4 each from III and IX, and 3 from X.
22. Similar to 21, but neck a little higher. Light-grey ware, grey-brown at break. From VI with 1 other example. Several examples from all later levels.
23. Similar to 21, rim projecting farther. Grey ware. 1 example only, from VI.
24. Similar to 23, cordon at base of neck instead of ledge. Grey ware. From X, with 4 other similar rims. 2 examples from I. Cf. *Margidunum, 3rd Century Well*, pl. vi, 14, A.D. 220-300.
25. Near 18, but neck straighter and less elegant. Light-grey ware, dark-grey slip externally. From X, with 1 example from II.
26. Near 18, but larger and heavier, rim curved farther out, and more rounded. Cordon at base of neck. Grey ware. From IX. 3 examples from X. Cf. *Margidunum, 3rd Century Well*, pl. v, 1, A.D. 220-300; *Verulamium 1938*, fig. 16, 4, late second-early third century; *Balmuildy*, pl. XLIV, 1, A.D. 140-80.

This group illustrates the development from the large Belgic cordoned jars (see *Verulamium*, p. 195) practically throughout the Roman period. Even down to the latest examples, e.g. 26, the cordon at the base of the neck survives. The earlier examples (16-20) with fairly high narrow necks are most common from SE. IV to III, and a few are found to IX. The later examples (21-6) have rather lower and wider necks, and are common from VI to X.

On other sites also it can be traced continuously from Belgic levels onwards, e.g. *Richborough I*, pit 14, Claudian, pl. xx, 1-2, 4-5; *Wroxeter 1923-7*, A.D. 60-90, fig. 42, A. 1-2; *Newstead*, A.D. 80-100, pl. XLVII, 38; *Brecon*, A.D. 100-20, fig. 95, C. 6; *Gellygaer*, Trajanic, pl. xi, 4; *Caistor Pottery*, c. A.D. 140, S. 1 and c. 100-30, S. 4; *Caistor Kilns*, A.D. 110-40, group K, pl. xi; *Verulamium*, c. A.D. 140, fig. 35, 62; *Verulamium 1938*, to A.D. 160, fig. 15, 7; *Newstead*, A.D. 140-80, pl. XLIX B, 7; *Old Kilpatrick*, A.D. 140-80, pl. xx, 7; *Balmuildy*, A.D. 140-80, pl. XLIV, 1; *Wroxeter 1936-7*, early third century, fig. 10, 24-6; *Verulamium 1938* late second-early third century, fig. 16, 4; *Margidunum 3rd Century Well*, A.D. 220-300, pl. v, 1; *Scarborough*, fig. 5, 1.

The development of the type on other sites is similar to that at Leicester, the later examples being coarser and heavier, with the cordons tending to become less important. The distribution is not confined to originally Belgic areas.

Fig. 26

CAVETTO RIMS

The development of cavetto rim jars from the second- to the fourth-century forms is well known. The first appearance of the form has not been so closely fixed. The relevant points are as follows: No examples are found in the levels dating from A.D. 80-100 at *Newstead*, though it is very common in the Antonine levels (*op. cit.*, p. 253). No examples are found in the *Wroxeter 1923-7* group underlying the Baths, dated to A.D. 90. The form is not found at *Caerleon Amphitheatre*, period I, c. A.D. 80, *Corbridge* Flavian-Trajan groups, figs. 5 and 7, or *Caistor Pottery*, pits 10 and 16, A.D. 70-110. It is also not found at the Trajanic site of *Gellygaer*. In *Richborough III*, pit 34 (pl. 64/65) dated to A.D. 80-120, 1 early example, of type A, occurs. At *Brecon* it does not occur in the group dated A.D. 70-90 (fig. 100, C. 52-6). There is 1 example in the group dating down to 110-20 (fig. 96, C. 25) and 1 in the group dated A.D. 100-20 (fig. 95, C. 8). In *Caerleon 1926*, rims of types A, C, and D occur, but are not apparently common, in the levels associated with the Timber Structures (terminal date A.D. 110) (fig. 29, 31-3) and the general type is very common in the Stone Building levels (*Caerleon 1927-9*, fig. 55, 38-69). At *Caerhun* rims of types A and C are

fairly common in the levels sealed by the Stone Fort (terminal date A.D. 110) (fig. 35, 432-44). In *Birdoswald-Pike Hill* the form is very common in the Alley group (A.D. 120-60) (fig. 14, 18 a-g). The appearance of the form can, therefore, be dated to the first decade of the second century, and it becomes common from A.D. 120 onwards.

Type A. Small rims, only slightly curved. Pots usually rather straight-sided

1. Small rim, straight outside, curved inside. Polished dark-grey ware. From N. IV where first appears; common in I and lasts to III. Cf. *Caerhun*, fig. 35, 434. Late Flavian.
2. Very small rim, slightly curved. Polished grey-brown ware. Trellis pattern on girth. From N. IV where first appears, common in I, and lasts to VI. Cf. *Caerhun*, fig. 35, 440, A.D. 90-110; *Brecon*, fig. 99, C. 45, early second century.
3. Rather higher neck, gently curved. Polished grey-brown ware. Trellis pattern on girth. From I, when common, 3 examples from SE. IV where first appears, 1 example each II and III. Some stray examples VII and unstratified. Cf. *Richborough III*, pl. XL, 319, A.D. 80-120; *Brecon*, fig. 95, C. 8.
4. Short thick oblique rim, approaching bead-rim type. Dark-grey polished ware. From I, when common. 2 examples III, 1 stray example X.
5. Small rim, more curved over than other examples. Grey ware. Trellis pattern on girth. From III, with 2 other examples. 1 example II and 1 VI.

This group is thus typical of I and of the levels immediately above and below it. On other sites it first appears, with types C and D, in groups with a terminal date of c. A.D. 110, e.g. *Caerhun*, A.D. 80-110, fig. 35, 434, 440-1, and is fairly common in groups going down to A.D. 120, e.g. *Brecon*, A.D. 100-20, fig. 95, C. 8, A.D. 75-120, fig. 96, C. 45; *High House Turret*, level Ia, c. A.D. 120, pl. XVI, 38.

The type becomes rare by the middle of the century, though a few examples are found in levels going down to c. A.D. 160, e.g. *Caistor Pottery*, pit 13, A.D. 100-50, S. 36; *Wroxeter 1936-7*, mid second century, fig. 11, 1.

Type B. Same general type, but shoulder more marked

6. Rim fairly short, slightly curved, shoulder marked. Polished dark-grey ware. Trellis pattern on girth. From III. Fairly common II-VII. Cf. *Appletree Turret*, pl. XVII, 60, c. A.D. 120.

Type C. Almost straight rims

7. Fairly high rim, almost straight. Polished dark-grey ware. From SE. IV. 3 examples from I and 1 each from II and III.
8. Similar rim, shorter. Similar ware. From N. IV. 1 example each N. V and I and 3 II; 1 example each VII and X. Cf. *Caerhun*, fig. 35, 436, pre-A.D. 110.
9. Rim slightly more curved than last two. Similar ware. Wavy pattern on neck. From I, where very common, but similar rims found in all levels to latest. Cf. *Caerhun*, fig. 35, 433, pre-A.D. 110; *Brecon*, fig. 95, C. 10, A.D. 100-20.

Though this group is also an early one, very similar rims appear till quite late.

Its appearance in dated groups is early second century, and together with A and D occurs in groups dated to A.D. 110, e.g. *Caerleon 1926*, A.D. 75-110, fig. 29, 31; *Caerhun*, pre-A.D. 110, fig. 35, 433 and 436. It is fairly common in groups with a terminal date of A.D. 120, e.g. *Appletree Turret*, level Ia, pl. XVII, 61; *Brecon*, A.D. 100-20, fig. 95, C. 10, and it seems to continue in use throughout the second century, e.g. *Caistor Pottery*, pit 30, A.D. 80-130, S. 32; *Appletree Turret*, level Ib, c. A.D. 196, pl. XVII, 87.

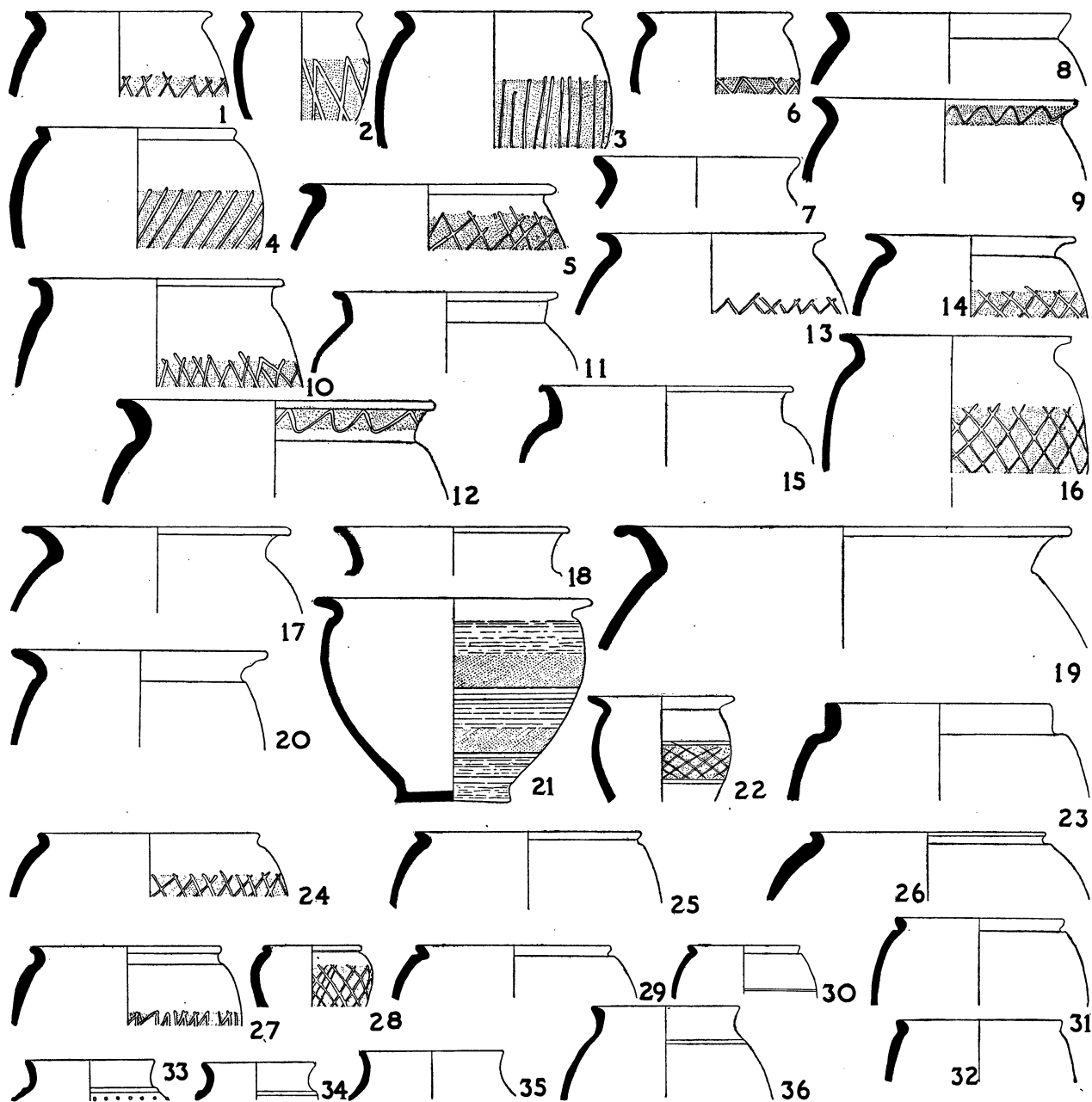


FIG. 26. Cavetto-rim jar, bead-rim jar, and poppy-head beaker type series ($\frac{1}{4}$)

Type D. Jars with straight rims with small bead or swelling at top

10. Rim approximately vertical, bead at top. Polished dark-grey ware, rather thick. From I, where very common. Several examples all later levels to VII. Cf. *Appletree Turret*, pl. xvii, 84, Antonine; *Brecon*, fig. 98, C. 43, A.D. 100-40.
11. Rim inclined more out, slight bead at top. Grey ware. From I where common, appears SE. IV.
12. Rim inclined slightly out, bead at top, thick and heavy. From I; 2 examples II, 6 III. Cf. *Corbridge*, pl. xii, 48, A.D. 170-200; *Caerhun*, fig. 35, 480, A.D. 120-60; *High House Turret*, pl. xvi, 39, Hadrianic; *Brecon*, fig. 99, C. 44, early second century; *Wroxeter 1936-7*, fig. 9, 7, A.D. 125-50; *Caerleon 1926*, fig. 29, 33, A.D. 75-110.
13. Rim high, curving gently out, pronounced shoulder. Light-grey ware. Wavy pattern on neck. From III. The shoulder seems to become more prominent in later levels. 1 example each from II and V, 4 from VI and 2 from IX. Cf. *Caerhun*, fig. 35, 476, A.D. 100-40; *Wroxeter II*, fig. 19, 65, pre-A.D. 150; *Balmuildy*, pl. xlv, 14, Antonine; *Brecon*, early second century, fig. 99, C. 47; *Wroxeter 1936-7*, fig. 9, 18, Hadrian-early Antonine.

This group is thus commonest in I, but lasts to VI and VII. Like A and C this type appears in groups dating down to A.D. 110, e.g. *Caerleon 1926*, A.D. 75-110, fig. 29, 33; *Caerhun*, pre-A.D. 110, fig. 35, 432 and in groups dating to A.D. 120, e.g. *High House Turret*, level Ia, pl. xvi, 39; *Brecon*, A.D. 75-120, fig. 96, C. 25, early second century, fig. 99, C. 44; *Haltwhistle*, Trajanic, pl. v, 6. It remains quite common throughout the century; e.g. *Brecon*, A.D. 100-40, fig. 98, C. 42-3; *Caistor Pottery*, pit 13, A.D. 100-50, S. 31; *Wroxeter 1936-7*, second quarter second century, fig. 9, 7, Hadrian-early Antonine, fig. 9, 15 and 18; *Balmuildy*, Antonine, pl. xlv, 13-16; *Mumrills*, Antonine, fig. 96, 9; *Appletree Turret*, level Ib, to A.D. 196, pl. xvii, 84-5.

Type E. Jars with rims curving more out. Tendency to have a more marked shoulder

14. Rim fairly high, curving over at top. Polished dark-grey ware. From VI. 2 examples from IX.
15. Rim with much more pronounced curve over. Polished light-grey ware. Trellis pattern on girth. From VI. 1 example III, 12 from IX and 2 from X.
16. Rim rather similar, but more curved. Grey polished ware, trellis pattern on girth. From VI. 2 examples in I and one III, but common VI-X. Cf. *Caerhun*, fig. 35, 483, A.D. 100-50; *Richborough III*, pl. xl, 320, A.D. 90-140; *Appletree Turret*, pl. xvii, 83, Antonine; *Brecon*, fig. 99, C. 46, early second century.

This group is commonest from VI to IX, but examples do occur early. It is typologically later than the preceding groups, and is much commoner than they later in the second century, but it does just appear by A.D. 120, e.g. *Appletree Turret*, level Ia, c. A.D. 120, pl. xvii, 59; *Brecon*, early second century, fig. 99, C. 47; *Haltwhistle*, Trajanic, pl. v, 20. It increases in frequency during the century, and is the predominant type in Antonine levels, e.g. *Richborough III*, pit 52, A.D. 90-150, pl. xl, 320; *Wroxeter 1936-7*, Hadrian-early Antonine, fig. 9, 16-17; *Birdoswald-Pike Hill*, Alley Find, A.D. 120-60, fig. 14, 18 a-g; *Newstead*, Antonine, fig. 28, 1-10; *Old Kilpatrick*, Antonine, pl. xxi, 1-3; *Balmuildy*, Antonine, pl. xlv, 1-9; *Mumrills*, Antonine, fig. 96, 1-3 and 5-8; *Corbridge*, A.D. 160-200, pl. xii, 46; *High House Turret*, level Ib, c. A.D. 196, pl. xvi, 43; *Appletree Turret*, level Ib, c. A.D. 196, pl. xvii, 83; *Verulamium*, Well in IV, 8, A.D. 160-90, fig. 28, 23. It also continues into the third century, e.g. *Wroxeter 1936-7*, early third century, fig. 10, 11; *Caistor Pottery*, pit 36, A.D. 260-300, S. 51.

Type F. Large high rims, curving well over, but not beyond the girth of the pot

17. Rim curving well over at top. Polished grey ware. From VII where first appears. Common to latest levels.

18. Rim rather higher than last. Polished dark-grey ware. 2 examples from IX. Cf. *Corbridge*, pl. XII, 47.
19. Large high rim, curving well out. Slightly polished grey ware. Unstratified, with 2 other examples. 1 example each from VII and IX.

This group is distinctly later at Leicester than the ones already described, appearing only in VII. On other sites it just appears in Antonine groups, e.g. *Balmuildy*, pl. XLV, 10-11; *Mumrills*, fig. 96, 4, but is rare. From that date onwards through the third century it becomes the most usual type, e.g. *Corbridge*, A.D. 160-200, pl. XII, 47-8, 50-2; *Appletree Turret*, level Ib, c. A.D. 196, pl. XVII, 72; *Wroxeter 1936-7*, early third century, fig. 10, 9; *Birdoswald-Pike Hill*, level II, A.D. 205-97, fig. 14, 19 n-0; *Margidunum 3rd Century Well*, A.D. 220-300, pl. VI, 21c, 27. It is much rarer in the fourth century, but occurs at *Lockleys*, *Welwyn*, c. A.D. 330, fig. 10, 23 and *Woodcuts*, to c. A.D. 350, pl. XXXII, 5.

Type G. High curved rims, tending to project beyond wall of vessel

20. High rim, inclined well out, almost beyond wall of vessel. Dark-grey polished ware. From X with several other examples and also unstratified. Cf. *Richborough III*, pl. XL, 321, c. A.D. 400; *Lydney*, fig. 26, 34, late fourth century; *Caerleon 1939*, fig. II, 16, fourth century.

This later development seems to appear rarely in the third century, e.g. *Wroxeter 1936-7*, early third century, fig. 10, 8, and second half third century, fig. 11, 17. It is, however, a much more common fourth-century type, and lasts throughout the century, e.g. *Birdoswald-Pike Hill*, level III, A.D. 305-67, fig. 14, 19; *Caerleon 1939*, A.D. 325-75, fig. 11, 14-19; *Richborough III*, pit 37, c. A.D. 400, pl. XL, 321; *Lydney*, late fourth century, fig. 26, 32-5, fig. 27, 37-9; *Woodyates*, late fourth century, pl. CLXXXVI, 4-5.

Type H. Rather similar, but rims small

21. Wide-mouthed jar, small rim curved well out. Light-grey ware, decorated with shallow grooves round girth. The ware and the base show that this jar was not, as the other examples are, a cooking-pot. From X with 1 other example.
22. Small rim, overhanging wall. Polished dark-grey ware. Trellis pattern on girth. 1 example only, from IX.

This group merges into G and, like it, is fourth century, e.g. *Sandford*, fig. 7, 55.

Miscellaneous

23. Short thick rim, straight and vertical. Polished dark-grey ware, 1 example only, from X. Cf. *Balmuildy*, pl. XLV, 28, Antonine.

These groups show the steady development of the form. The small slightly curved rims are the commonest in the early levels, but types with a pronounced curve have already appeared by I. The wavy pattern on the neck has been taken on many sites to differentiate early from mid-second-century examples, but it does not seem to become rare at Leicester until level VI. The later examples do not seem often to be in the polished dark-grey to black ware which is so common in the early levels.

BEAD-RIM JARS

24. Small round bead rim, no neck. Dark-grey polished ware, trellis pattern on girth. From SE. IV, when first appears, 1 example only, 4 examples from I. Not found after III. Cf. *Appletree Turret*, pl. XVII, 88, Antonine.
25. Similar, but heavier. Similar ware. From V. Common II-VI. 1 example VII. Cf. *Appletree Turret*, pl. XVII, 88, Antonine; *Balmuildy*, pl. XLVI, 4, Antonine; *Brecon*, fig. 98, C. 41, A.D. 100-40.

26. Very short thin curved neck, small bead. Dark-grey polished ware. From VI. A few examples VI-IX.
27. Very short neck, small round bead. Similar ware. From III. A few examples most levels III-IX. Cf. *Corbridge*, pl. XII, 57, A.D. 160-200; *Balmuildy*, pl. XLVI, 5, Antonine.
28. Very small round bead rim. Grey ware. From V. 3 examples VII.
29. Short straight rim, angular junction with shoulder. Polished grey-brown ware. From VI with 1 other example and one IX.
30. Very small fine rim. Grey polished ware. 1 example only, from IX.

SMALL OBLIQUE RIMS

31. Short rim, oblique outside, rounded inside, sharp shoulder. Polished grey ware. From II. A few examples II-VII.
32. Similar rim, without the sharp shoulder. Grey ware. From V with 1 example from IX.

These two forms of jar, which merge into one another, are thus much commoner from II to VII. A few appear SE. IV and I, and there are some in IX, but only 1 example in X.

Bead-rim jars are, of course, a common pre-Roman form. The Roman form, on vessels closely allied to the cavetto-rim jars, in the same ware, and usually decorated with the same trellis pattern, does not seem to appear until well into the second century on most sites. It is apparently absent from the period Ia levels of most of the Wall forts. Examples are, however, found at *Hardknot*, Flavian-Trajan, fig. 7, 81-2 and *Wroxeter* 1936-7, late first-early second century, fig. 12, 3, which would accord with the date of their first appearance at Leicester. It is a very common Antonine form, e.g. *Wroxeter* 1923-7, A.D. 130-60, fig. 44, B. 4; *Wroxeter* 1936-7, second quarter second century, fig. 9, 8-9 and fig. 11, 2; *Caistor Pottery*, pit 17, A.D. 120-60, S. 36; *Birdoswald-Pike Hill*, Alley Find, A.D. 120-60, fig. 15, 39-41; *High House Turret*, period Ib, to A.D. 196, pl. XVI, 44-5; *Appletree Turret*, period Ib, to A.D. 196, pl. XVII, 88-9; *Old Kilpatrick*, Antonine, pl. XXI, 24-6; *Balmuildy*, Antonine, pl. XLVI, 1-6; *Mumrills*, fig. 96, 15-17; *Corbridge*, A.D. 160-90, pl. XII, 57-62. A few examples are found in the third century, e.g. *Wroxeter* 1936-7, late second-early third century, fig. 10, 6-7; *Wroxeter* 1923-7, A.D. 275, fig. 46, C. 6. Two debased examples, one with trellis pattern, with very squat rims, occur at *Scarborough*, A.D. 370-95, fig. 10, 4-5.

POPPY-HEAD BEAKERS

33. Thin, not very high rim, nearly vertical. Light-grey polished ware, decorated with barbotine dots. From SE. IV, with 5 similar, 3 in I, and 1 in II.
34. Near 33, but more curved, and sharper angle with wall of pot. Grey ware. From IX, with 1 example from I.
35. Rim higher and more curved than 33. Light-grey ware, dark-grey slip. From I with 1 other similar example, and 1 from IX. Cf. *Verulamium*, fig. 31, 39, A.D. 120-60.
36. Rather thicker than first three, rim bevelled off slightly. Grey ware. No barbotine dots. From I, with 1 similar rim.

The number of poppy-head beaker fragments found was thus small, which is not surprising, as it is a typically southern form. Except for two probably stray examples from IX, the examples all come from SE. IV and I, and are all early in type. On other sites it appears late first-early second century, e.g. *Brecon*, A.D. 80-120, fig. 97 C. 29; *Richborough III*, pit 34, A.D. 80-120, pl. XXXIX, 306. It continues, in a form later than any found at Leicester, to A.D. 200, e.g. *Richborough III*, pit 52, A.D. 90-140, pl. XXXIX, 308; *Verulamium*, pre-A.D. 140, fig. 35, 72-3; *Caistor Pottery*, pit 17, A.D. 120-60, T. 9; *Verulamium*, A.D. 120-60, fig. 31, 39; *Verulamium*, A.D. 160-

90, fig. 27, 12-13. It is only really common in the south-east, the only example from a northern site being *Old Kilpatrick*, pl. XXI, 18, probably Antonine, and the only one from Wales being the example given from Brecon.

Fig. 27

EVERTED RIMS

Type A. Thick and short

1. Rim thick and rounded. Grey ware. 1 example only, from SE. II.
2. Rim folded well back, rounded outside, flattened and reeded inside. Grey ware. From pit filling. Fairly common pre-Forum levels. A few I and II. Cf. *Corbridge*, fig. 7, 31, Domitian-Trajan.
3. Similar rim, not reeded. Grey ware. From I, when common. A few from pits, 1 from II and 2 from VI. Cf. *Haltwhistle*, pl. v, 12, Trajanic.
4. Thick rim, bevelled off to sharp edge. Grey ware, polished externally on shoulder. Girth groove on shoulder and a second lower; diagonal polished lines between the two grooves. From SE. IV when it first appears; very common I, a few examples most later levels to IX. Cf. *Wroxeter I*, fig. 17, 27, A.D. 80-110.
5. Thick rim, higher than last, inclined out. Grey ware, polished externally. From N. II. Common SE. IV and fairly common to V. Cf. *Caerhun*, fig. 34, 405, A.D. 90-130.
6. Small rim, bevelled to sharp edge. Grey ware. From SE. III, fairly common from this level to I; 1 example VI and one IX. Cf. *Margidunum 1st Century Well*, pl. XI, 14.
7. Small rim, rounded internally. Grey ware, polished externally. Girth grooves on shoulder. From SE. IV. Common then to II.
8. Short thick rim, straight outside, flat on top. Grey ware, polished externally. Girth groove on shoulder. From SE. IV. Appears in SE. III, a few to II.
9. Rim folded right back, rounded externally, hollowed internally. Grey ware, red-brown in centre at break. Girth groove on shoulder. From I. A few from N. V to VII. Cf. *Margidunum 1st Century Well*, pl. XI, 24, Claudian.

This group appears in the early levels, is commonest in the immediately pre-Forum levels, fairly common II, and only a few later examples. The earliest forms, 1, 2, and 3, occur in the Claudian period, e.g. *Margidunum 1st Century Well*, pl. XI, 14, 22, 24. The others are very common in the Flavian period, and last till A.D. 120.

Type B. Small and fairly thin

10. Rim thin and upright. Grey ware. Central zone decorated with incised wedges. From pit filling. 2 examples I, fairly common II and V.
11. Thin rim, inclined out. Grey ware, slightly polished externally. Girth groove on shoulder. Decorated with applied lumps below. From SE. IV, common then and I. 1 example from VII and 1 from IX. Cf. *Newstead*, fig. 25, 4, Flavian.
12. Very small rim, curved out. Grey ware, red-brown at break. From pit filling with 1 other similar rim. Some from I.
13. Small rim, curved out. Light-grey ware, polished externally. Girth groove on shoulder. From SE. III. First appears SE. IIa. Very common I, fairly common II, 1 example III.
14. Short straight rim, rounded inside. Grey ware, polished externally. From SE. IV, when first appears. Fairly common to II, only isolated examples later. Cf. *Caerleon Amphitheatre*, fig. 21, 61, pre-A.D. 125; *Richborough III*, pl. XXXVIII, 278, A.D. 70-100.

15. Small thin rim, inclined out. Orange ware. From SE. IV, common then and I, some from VI. Cf. *Caerleon Amphitheatre*, fig. 21, 60, Flavian; *Richborough III*, pl. xxxix, 300, A.D. 80-120; *Caistor Pottery*, T. 3, A.D. 70-110.
16. Rather higher rim, fairly thin. Light-grey ware, polished externally. Girth groove on shoulder. From I, when common. Some III and VII.
17. Rim with everted lip, wide mouth. Grey ware, polished externally, unstratified.
18. Small thin rim, with short neck and everted lip. Grey ware. From V. 1 example I and 1 unstratified.

This group appears in early levels, is commonest SE. IV and I, and fairly common in II. With the exception of the last two it is rare later. On other sites it appears by A.D. 80, e.g. *Richborough III*, pit 33, pl. xxxviii, 279, 285 and pit 35, pl. xxxix, 298. It is quite common up to A.D. 120, e.g. *Caerhun*, fig. 34, 377; *Caistor Pottery*, pit 10, T. 3-4; *Richborough III*, pit 34, pl. xxxviii, 280-3, 300-1, 304; *Caerleon 1927-9*, fig. 54, 6, 19.

Type C. Fairly high, often thickened externally

19. Almost vertical rim, thick. Grey ware, polished externally. Girth groove on shoulder. From SE. IV. Fairly common all levels to III. 2 examples, each VI and IX. Cf. *Corbridge*, pl. xi, 14, c. A.D. 100.
20. Fairly high rim, inclined out. Grey ware. From N. V. Common from then to II, 2 examples VII.
21. Fairly high rim, thickened at edge. Grey ware. From I, with 4 other examples. 1 each from VI and X.
22. High rim, thick and fairly rounded. Grey ware, polished externally, 2 girth grooves on shoulder. From N. II. Common from then to V. Cf. *Wroxeter I*, fig. 17, 25, A.D. 80-120.
23. High rim, nearly vertical, thickened in middle but thin edge. Grey ware, polished externally. Central zone decorated with barbotined dots and circles. From N. IV, very common I, and common to VI. Cf. *Caerhun*, fig. 34, 397, A.D. 80-120.
24. Rim high and nearly vertical. Light-grey ware, polished externally. Girth groove on shoulder. From N. II. Common I, fairly common all levels from then to IX.
25. Fairly high and straight, slightly inclined out. Grey ware, girth groove on shoulder. From I, when very common. Fairly common to V. Cf. *Richborough III*, pl. xxxviii, 283, A.D. 80-120; *Brecon*, fig. 95, C. 9, A.D. 100-20.
26. Rather small rim, slightly curved inside. Light-grey ware. Girth groove on shoulder. From N. V. Very common I, some II and VI.
27. Similar rim, larger. Grey ware, polished externally. Slight girth groove on shoulder. From I, when appears first. Common to VI, fairly common to IX and X. Cf. *Caerhun*, fig. 34, 403, A.D. 90-130.
28. Rim rather thick, top rounded, concave internally. Reddish-buff ware. From I, when common. 2 other examples only from II and III.

This type thus appears in N. II and SE. IV, is common from I to VI, with a few examples to IX and X. On other sites it is rare before A.D. 100, the only dated examples being from *Wroxeter 1923-7*, fig. 42, A. 5, from the group dated pre-A.D. 90, and *Brough IV*, fig. 10, 20b, from the group antedating the Trajanic wall. It is noticeable that it is not found among the numerous examples from the Flavian levels at *Newstead*, that, though it is common at *Caerhun* (fig. 34, 397-405), none of the examples comes from the levels dating pre-A.D. 110, and at *Richborough* it is not found in pits with a terminal date of about A.D. 100, though (see below) it is found in

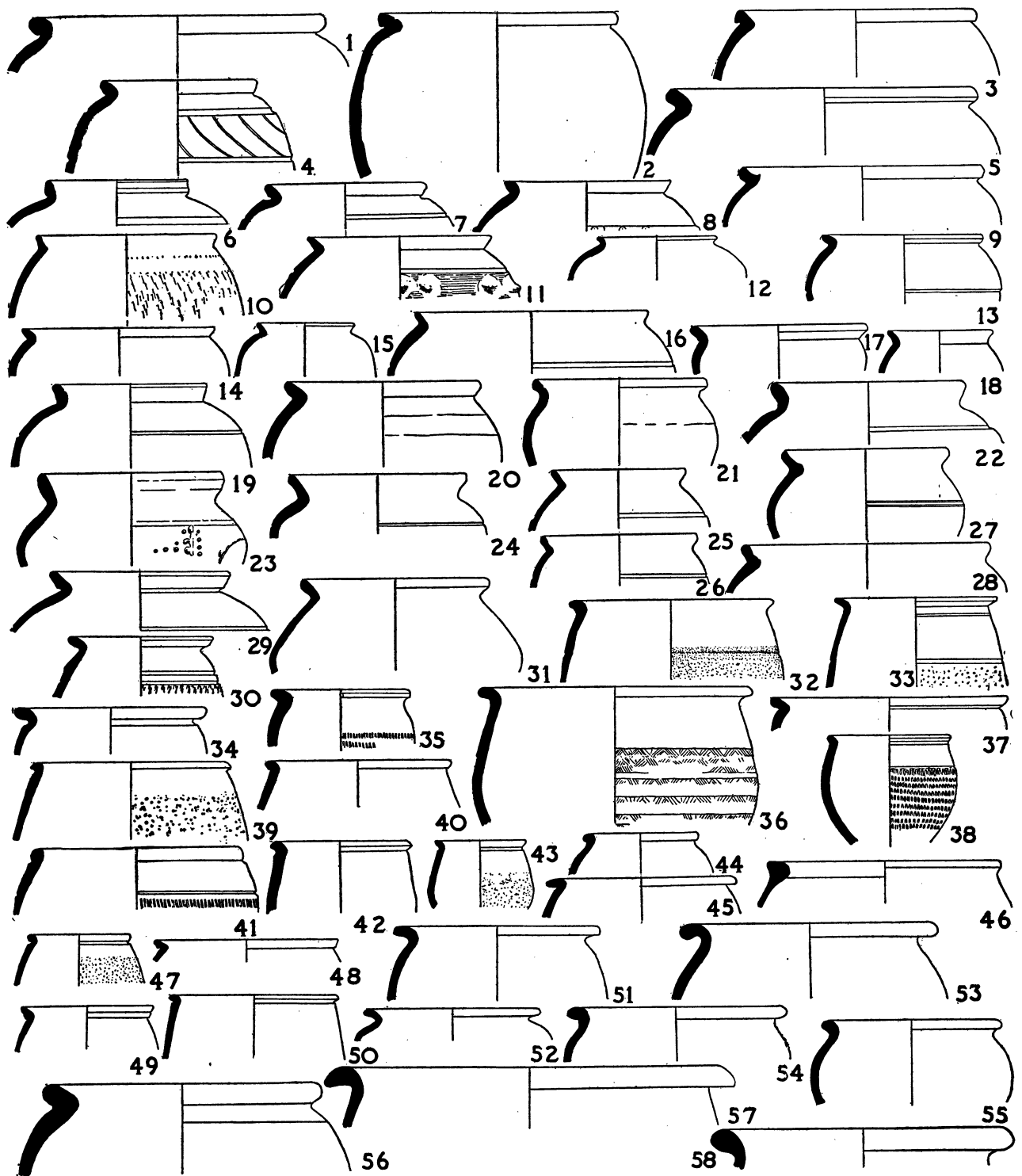


FIG. 27. Everted-rim jar type series (¼)

later pits. On the other hand, it is common in groups going down to A.D. 120, e.g. *Wroxeter I*, fig. 17, 25; *Brecon*, fig. 95, C. 7 and C. 9; *Corbridge*, fig. 7, 20-4; *Gellygaer*, pl. XI, 7-8; *Richborough III*, pit 34, pl. xxxviii, 305. Like all examples of this form, it becomes rare in the Hadrianic period, and is not found in the Antonine period. Its period of chief use is, therefore, A.D. 100-20.

Type D. Rim fairly high, turned well out. Shoulder high and rounded

29. Rim thick and sloped well out, thinning at junction with body. Grey ware polished externally. Girth groove on shoulder. From N. I. Fairly common pre-Forum to III. Cf. *Caerleon Amphitheatre*, fig. 21, 59, pre-A.D. 80.
30. Smaller than last, turned well back. Grey ware, polished externally. Two girth grooves on shoulder. Zone below decorated with incised wedges. From SE. IV. Appears in SE. III, a few examples all levels to II; cf. *Newstead*, fig. 25, 1, Flavian; *Corbridge*, pl. XI, 17, c. A.D. 100.

This type is thus found from the pre-Forum levels to II. It is found at *Caerleon Amphitheatre* in the group pre-A.D. 80 (fig. 21, 59), and in the Flavian levels at *Newstead* (fig. 25, 1), is common by A.D. 100, e.g. *Brecon*, fig. 100, C. 53; *Wroxeter 1923-7*, fig. 42, A. 4; *Corbridge*, pl. XI, 17, and also to A.D. 120, e.g. *Wroxeter I*, fig. 17, 26-30; *Corbridge*, fig. 7, 53. Like type C, it becomes rare after A.D. 120.

Type E. Similar to last, but shoulder less high

31. Rim high and thickened, edge thin. Grey ware, polished externally. From I, when it first appears and is extremely common. Common to V, 1 example IX.

These groups are thus the common ones from the later pre-Forum levels. The dating from other sites is Flavian to early second century.

Type F. Rim flattened and everted

32. Rim folded right back, flat on top, pointed edge. Orange-brown ware. Central zone roughcast. From II. Very common all levels from then to VII. 1 example IX. Cf. *Corbridge*, pl. XII, 75, A.D. 170-200.
33. Thin rim, turned well back. Orange-brown ware. From III. A few examples all levels from then to IX, commonest VII. Cf. *Manduessedum, Trans. Birmingham Arch. Soc.* LIII, 192.
34. Fairly thick rim, flat on top, projecting more than 35. Orange-brown ware. From V. Common VI and VII, 2 examples IX.
35. Thick squat rim, flat on top. Central zone decorated with rouletted lines. From II. Some examples all levels from then to VII, when extremely common. 1 example IX.
36. Large rim, more rounded than last. Orange-brown ware. Central zone decorated with rouletted basket pattern. From V with 5 other examples. Several examples VI and 1 IX.
37. Rim not folded back so far. Orange-brown ware. From VI, very common there and VII.
38. Small delicate rim, rounded inside. Orange-brown ware. Girth groove on shoulder, and zone below decorated with rouletted incisions. From VI with 2 other examples, 4 from VII.
39. Rim folded right back, rounded on top. Orange-brown ware. Central zone roughcast. From II. 2 examples from III.
40. Rim folded back, rounded inside, pointed tip. Orange-brown ware. Central zone decorated with rouletted incisions. From VII, when common. Appears in II and fairly common V and VI.
41. Rim rounded and not very marked. Orange-brown ware. Girth groove on shoulder, with zone below decorated with rouletted incisions. 1 example only, from VII.

42. Rim rounded internally, oblique externally. Grey polished ware, red-brown at break. From VII. 3 examples from VI and 2 from IX.
43. Small rim rounded inside and out, pointed lip. Grey-brown ware. From III. 1 example from V, common VI.
44. Rim rounded, groove beneath it. Grey polished ware. From III. Common VI and VII.
45. Rim turned back flatly. Orange-brown ware. From VII. 2 examples from VI.
46. Rim flattened and thick, much heavier than the rest of this class. Orange-brown ware, grey in centre at break. 1 example only, from VII.

This type thus appears for the first time in II. It is common from II to VI, and very common in VII. In IX there are rather fewer examples. Almost all examples are in a typical orange-brown ware. It does not appear to be a very common type on other sites, but is found at *Birdoswald-Pike Hill*, Alley Find, c. A.D. 160, fig. 15, 54, and *South Carlton*, A.D. 140-80, fig. 6, 5 A and fig. 9, 5 B-C. Examples found at *Old Kilpatrick*, pl. xxiii, 4-6 are attributed, probably erroneously, to the early period. From the Leicester distribution, it is more likely that they are Antonine.

Type G. Small rim, rather square-cut outside

47. Small rim, square outside, groove beneath. Colour-coated ware. Central zone roughcast. From III, with 2 other examples from same level and 1 from VI. Cf. *Verulamium*, fig. 27, 10, A.D. 160-90.
48. Small rim, bevelled inside, square outside. Colour-coated ware, 1 example only, from III.
49. Similar rim, with groove on outside. Colour-coated ware. From III. Common I. Cf. *Caistor Pottery*, T. 1, A.D. 70-110; *Haltwhistle*, Trajanic, pl. v, 7.
50. Rim round inside, oblique outside, pointed tip. Castor ware. From V. Fairly common VII and IX (mainly Castor); 1 example I (not Castor). Cf. *Corbridge*, pl. xii, 73, A.D. 170-200; *Old Kilpatrick*, pl. xxiii, 9, Antonine.

This group thus appears in I. It is commonest in III, but is also found in VII and IX. It is a type which is just coming into use by A.D. 120, as is shown by its occurrence in the following groups: *Brecon*, fig. 99, C. 51; *Caerhun*, pre-A.D. 110, fig. 34, 428-9 (but more numerous in later levels); *Caistor Pottery*, pit 10, T. 1. It is not found in any earlier groups. It seems to continue in use throughout the century, e.g. *Verulamium*, A.D. 160-90, fig. 28, 16.

Type H. Rim rolled over

51. Fairly thick and large rim. Grey ware. From I, when common. First appears SE. IV. Common II and VI.
52. Small thin rim, grey ware. From I, a few examples N. V to III.
53. Heavier rim. Grey ware. From VII. Fairly common III to VII.
54. Rim thickened and curved well back. Grey ware. From V, when common. 2 examples each VI, VII, and IX.
55. Rim not curved over so far as last. Grey ware. From V. Several examples VI and one VII.

This group just appears pre-Forum, is commonest VI, and there are a few examples in VII and IX.

Type J. Heavy, with rim rolled over

56. Rim thick, flattened internally. Coarse grey ware, red-brown in centre at break. From I, when common. 1 example each from VI and IX.

57. Rim thick, rounded on top. Grey ware. From IX, with 1 other example. 1 example from V and 2 from VII.
58. Rim more rounded than last. Grey ware. From VII, with 2 other examples.
This type is thus found in I, but is commonest in VII and IX.

Fig. 28

RING-NECK JUGS

Type A. Rings angular

1. Sharp cut rim, grooves rather than rings beneath. Light creamy ware. 1 example only from SE. II. No exact parallels, but near *Richborough III*, pl. xxxiii, 201, A.D. 50-70.

Type B. Neck tall and not very spreading. Top ring thick, rest rounded

2. Tall neck, not very spreading. Rings usually four and equally marked and rounded. This is the earliest type at Leicester, with the exception of 1 example of I, and appears in SE. IV where it is common and is the only type. 1 example is found in a late pit; it is common in N. V, and a few examples I and II. This tall type with equal rings is typical of the late Flavian to early-second-century levels in the north and west. The rectangularly bent handle is said to be a sign of first-century date at Corbridge. Cf. *Wroxeter I*, fig. 17, 3, A.D. 110-30; *Newstead*, fig. 33, 2, Flavian; *Wroxeter 1923-7*, fig. 44, A. 22, A.D. 60-90.
3. Top ring more pronounced and flaring than 2. Orange-buff ware. From I, when common, continuing into II. This type does not seem to appear till the end of the first or beginning of the second century. Cf. *Caerhun*, fig. 32, 310, A.D. 90-110; *Haltwhistle*, pl. v, 2.
4. Neck high and slightly spreading, top ring thick, lower ones flat. Light buff ware. From N. V, appears in N. II. Very common in I and II, and some examples up to V. Cf. *Birdoswald*, pl. xvi, 6, Hadrianic.
5. Five rings, not pronounced, top one spreading. Orange-buff ware. From N. V. 1 example from I.

There appear to be no examples at Leicester of the earliest type of ring-neck jugs found in this country, which have square-cut rather than rounded rings, a rather short concave neck, and a very globular body. Cf. *Corfe Mullen*, fig. 5, class A, and *Richborough II*, pl. xxx, 139, both dating from c. A.D. 50-70. The nearest approach to this type is 1. Type B is typical of levels dating from A.D. 80, but does not seem to appear before that date, e.g. *London G.P.O.*, fig. 14, 9, late first century; *Brough IV*, fig. 10, 15, pre-Trajanic; *Newstead*, fig. 33, 1-4, A.D. 80-100. It is common in the Trajanic period, e.g. *Corbridge*, pl. xi, 1-2, A.D. 90-110; *Caistor Pottery*, X. 1, X. 2, A.D. 70-110; *Wroxeter I*, fig. 17, 1, A.D. 80-120; *Caerleon 1927-9*, fig. 56, 82-3, 86, pre-A.D. 110; *Haltwhistle*, pl. v, 2, Trajanic. From the Hadrianic period onwards it becomes rare, the latest dated examples being *Brecon*, fig. 98, C. 34, A.D. 100-40, and *Verulamium 1938*, fig. 15, 21. The Leicester examples on the whole seem to be more rounded than those from other sites, where the top ring is often angular.

Type C. Top ring very thick, lower ones slight. Neck shorter and slightly spreading

6. Top ring very thick, a few lower ones not very pronounced, neck not very spreading. Light buff ware. From II. Appears I and is the predominant type in II and III. 1 example each from V and VII. Cf. *Balmuildy*, pl. xliii, 4, Antonine.
7. Top ring very thick, lower ones even less emphasized than 6, neck spreading. From II, when first appears, common to V. Cf. *Corbridge*, fig. 8, 92, A.D. 160-200; *South Carlton*, fig. 7, 21c, A.D. 140-80.

This type just appears before the end of the first century, e.g. *London G.P.O.*, pit F.I.C., fig. 14, 8, late first century. It is common throughout the second century, e.g. *Caerhun*, fig. 32, 310, pre-A.D. 110; *Wroxeter I*, fig. 17, 4, A.D. 80-120; *Newstead*, fig. 33, 13, A.D. 140-80; *Balmuildy*, pl. XLIII, 4, A.D. 140-80; *South Carlton*, A.D. 140-80, figs. 7 and 8, 2 c, f, j, n, p; *Corbridge*, pl. XII, 88 and fig. 8, 92, A.D. 160-200. At Leicester its range is from I to V, with only 1 later example.

Type D. Top ring fairly thick, rest only scratches

8. Neck fairly high, slightly spreading, top flaring, rings hardly indicated. Light buff ware. From N. V, when first appears. Common in I, and rather similar examples continue till VII, but tend to become shorter.

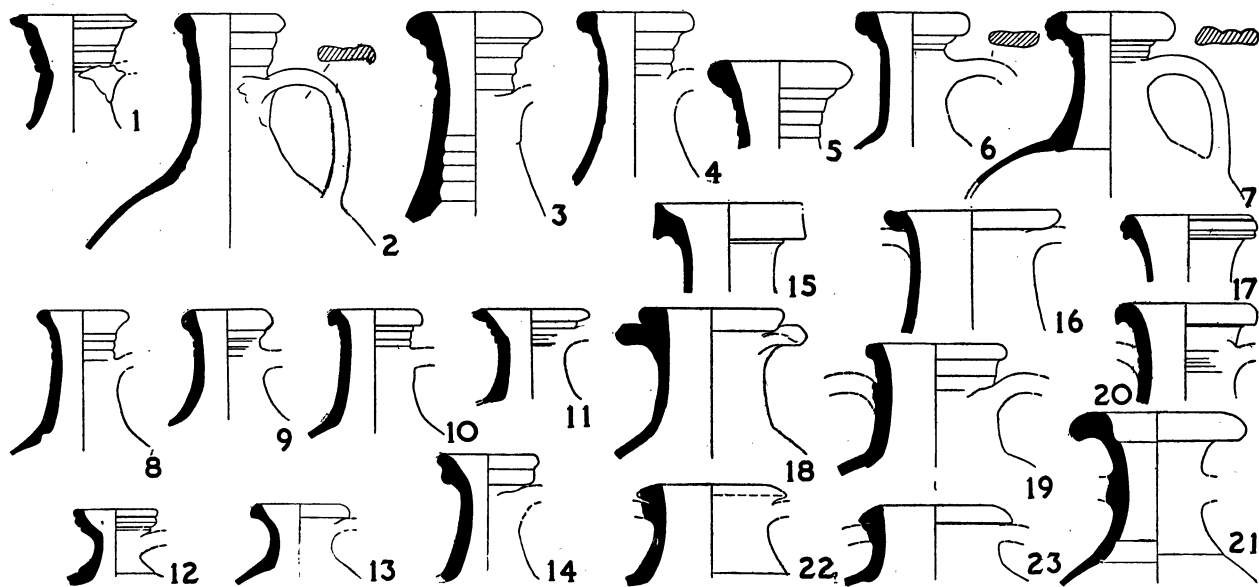


FIG. 28. Ring-neck jug and flagon type series (4)

9. Neck fairly short, top ring thick, rest little more than lines. Orange ware. From V, 2 examples found in I, but common V and VI. Some VII and IX. Cf. *Caerhun*, fig. 32, 318, A.D. 120-40.
10. Neck fairly high, single collar-like ring, with grooves beneath. Light buff ware. From IX, 1 example VI.

This type appears at Leicester slightly earlier than type C, but it becomes more common in the later levels, and has a longer life, appearing in VII and IX, where there is only 1 example of type C. On other sites it does not seem to occur until between A.D. 120 and 160, e.g. *Wroxeter 1936-7*, fig. 9, 21, Hadrianic-early Antonine and fig. 10, 3, mid-second century; *Verulamium 1938*, to A.D. 160, fig. 15, 20.

Type E. Very short and concave neck

11. Neck short and concave, rings all flat, lip flaring. Light buff ware. From V, with 1 example each from VI and VII. Not common. Cf. *Verulamium*, fig. 35, 67, A.D. 120-40; *Verulamium Theatre*, fig. 10, 3, mid-second century.
12. Neck very short and concave, contour of lip rounded. Light buff ware. From V, 1 example from VI. Cf. *Wroxeter 1936-7*, fig. 11, 10, late second century. Near, but typologically rather later than, *Mumrills*, fig. 100, 5, Antonine.

13. Neck even shorter and more concave. Single ring at lip. Buff ware, orange slip. From IX, 1 example VI.

This typologically late form first appears by A.D. 140, e.g. *Caistor Kilns*, pl. XI, L1, L2 (rather less degenerate), A.D. 110-40; *Verulamium*, fig. 35, 67-8, pre-A.D. 140. It is common to the end of the century, e.g. *Balmuildy*, pl. XLIII, 5-6, A.D. 140-80; *Corbridge*, pl. XII, 89-90, A.D. 160-200; *Verulamium*, fig. 27, 8, A.D. 160-90. Only a few examples were found at Leicester.

14. Double-ring mouth, neck fairly tall. Red-brown ware, with cream slip. From N. V, with 1 other example from II. This type develops from the first-century double-ring jug (cf. *Richborough I*), but the general shape is nearer that of the ring mouth from *Newstead* (fig. 33, 15), Antonine, but neck longer and probably earlier. Similar rims occur at *Corbridge*, A.D. 160-200, fig. 8, 95, 99, but again with a shorter and more concave neck.

Ring-neck jugs practically cease to occur after the beginning of the third century. Their place is taken by other types, e.g. *Richborough I*, pl. XXIX, 117-18; *Crambeck*, pl. VII, 167-87, which do not seem to occur at Leicester.

FLAGONS

Type A. Fairly high cylindrical neck

15. Straight collar-like rim, undercut, and bevelled internally. Grey ware, light creamy slip. 1 example only, from pit 1. This is a common first-century type and may have one or two handles. Not enough of the curve of the neck surviving to show how typologically late it is. Cf. *Caistor Pottery*, X, 7, A.D. 70-110; *Caerleon Amphitheatre*, fig. 21, 48, c. A.D. 80; *Richborough I*, pl. XXVI, 71, early second century.
16. Rim flat on top, rounded beneath. Grey ware. From SE. IV. 1 example, I. In this type of flagon, examples with the handles immediately below the rim seem to be earlier than those with the handles lower down the neck, cf. *Richborough III*, pl. XXXII, 194, A.D. 70-95 and *Wroxeter II*, fig. 18, 45, A.D. 80-120 with *Caerleon 1927-9*, fig. 56, 94-101 associated with the Stone Buildings, post-A.D. 110.
17. Rim rounded externally with groove near lower edge. No handles survive. Light grey ware. 1 example, SE. IV.
18. Rim flat above, rounded beneath, rather coarser than 16. Two handles from immediately below rim. Reddish-buff ware. 1 example, I.
19. Rim narrow, handles from half-way down neck. Creamy-buff ware. 1 example, I. Cf. *Caerleon Amphitheatre*, fig. 23, 82, A.D. 90-120.
20. Rim curved over and undercut. Two handles below rim. Creamy-buff ware. 1 example, I.

All the above are early types and the general group is from the mid-first century to the early second century.

21. Thick rounded rim, slightly undercut, neck concave, two handles midway up the neck. Buff ware. 1 example, II.

Type B. Squat, concave neck

22. Short concave neck, contracting upwards, rim sloping downwards. Handle (probably two) immediately below rim. Creamy-buff ware. From VI, with 1 example each from V, VII, and IX. Cf. *Mumrills*, fig. 100, 9, Antonine.
23. Near 22, neck still shorter. Two handles below rim. Creamy-buff ware. 1 example, VII. These examples are developments of the first-century ones.

Fig. 29

STORAGE JARS

The jars are all light drab-colour ware, in shades varying from pinkish to grey, with on the whole pinkish more common in the earlier, less romanized, wares. The texture of the earlier vessels tends to be more soapy, and the later harder and rougher. Throughout, the ware is heavily impregnated with white grit, and is of the type sometimes called vesicular. The earlier ware is decorated with combing, usually in curves, while the later has regular horizontal rilling.

From II onwards, storage jars are found in great quantities in the western hypocaust area, and in VI are in enormous numbers there, and continue to be very common to IX. It is suggested that they may have been used to bring water for the baths, since the proportion is so much higher. As, however, the levels here cannot be stratigraphically connected with the general area, but only by the pottery, they are not published in detail, as they do not provide dating evidence for the pottery.

Type A. Rim thickened and fat, rounded on top. Well-marked neck

1. Rim curved well over. Smooth pinkish ware, grey in centre at break. From pit. Very common in all the pits. A few from later pre-Forum levels, 4 from I, 1 from II, and 1 from IV.
2. Thicker rim, and not so curved over. Smooth pinkish ware. From pit. Fairly common in pits, and later pre-Forum levels. 10 examples from I, 9 from II, and 1 from IV.
3. Rim heavier and neck straighter than 2. Fairly smooth pinkish ware. From SE. III. 1 example from pit, and a few from later pre-Forum levels. 10 examples from I and 1 from II. Cf. *Verulamium*, fig. 19, 60b, A.D. 5-30.
4. Near 1, but rim more rounded. Smooth drab ware. From pit, with 1 other example. 1 each from SE. I, SE. II, and SE. IIa, 2 from I, 5 from II, 1 from VI, and 1 from VIII.
5. Near 4, but neck straighter, and rim less curved over. Smooth pinkish ware. From pit, with 1 other example. 2 from SE. II, 1 from SE. IV, 3 from I, and 1 from II. Cf. *Verulamium*, fig. 18, 60a, A.D. 5-30.

This group is thus almost entirely early. The one example later than IV is probably a stray, and the type came predominantly from the earliest levels down to I. The technique is native, and its associations are with pre-Roman Belgic ware. The fragments of the rest of the pots have combing (see fig. 34, 12-14) and the bases are flat.

Type B. Rim turned well out, rounded on top but not thickened

6. Short neck, rim turned out squarely. Smooth pinkish ware. Decorated with grooves on the shoulder, and oblique lines below. From SE. I. 2 similar rims from SE. IV, 1 from I, and 1 from II.
7. Neck rather higher, rim more curved. Smooth pinkish ware. Decorated with stabbed chevron pattern on shoulder. From SE. II. 1 example from IV. Cf. *Margidunum 1910-II*, pl. IV, 2.

This type is thus also an early one.

Type C. Rim curled well over, junction with neck undercut, neck curved

8. Rim rolled well over. Drab to grey ware. From I, with 1 other example. 2 examples each from II, VI, and VII.
9. Rim flattened on top. Drab grey ware. 2 examples from I. Cf. *Verulamium Theatre*, fourth-century filling (unpublished).
10. Rim squat, pointed on top. Pinkish to grey ware. From V.

This type thus appears in I and in late levels.

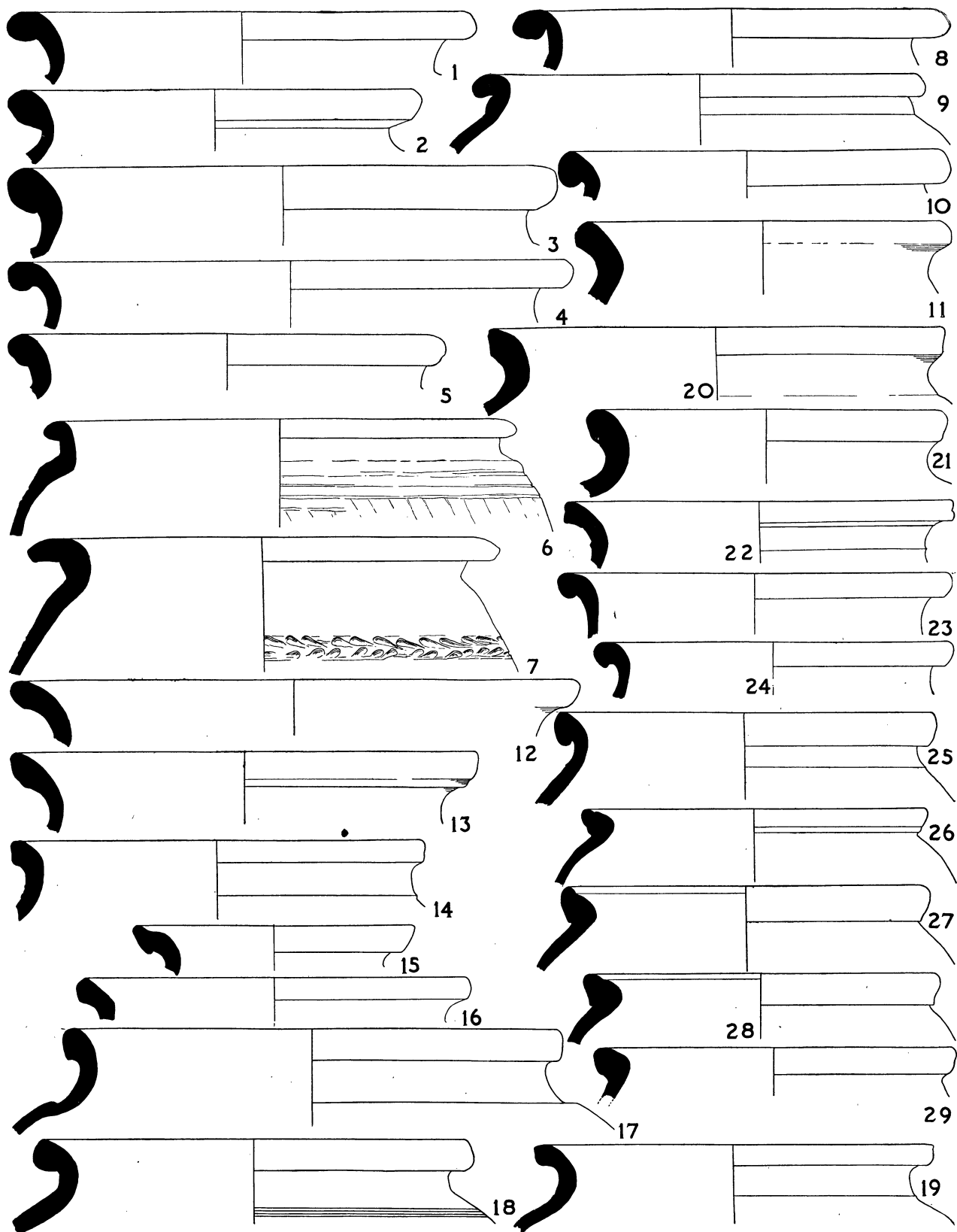


FIG. 29. Storage-jar type series ($\frac{1}{2}$)

Type D. Rim thickened, but not rolled over

11. Rim straight inside, slight projection outside. Smooth blackish ware. From pit. A few all levels to II.

Type E. Rim pointed on top, fairly thin, rim not thickened much externally

12. Rim oval in section, nearly pointed on top. Pinkish ware. From I with 3 other examples. 2 examples from II, extremely common V, and a few later.
 13. Rim more pointed on top, drab ware. From II, with 1 other example. Common all later levels to IX. Cf. *Verulamium Theatre*, fourth-century filling (unpublished).
 14. Rim smaller, pointed. Drab ware. From V. 1 example VII.
 15. Rim concave internally, more projection externally. Drab ware. 1 example only from IX.
 16. Rim small and rather shapeless. Disturbed level, 1 example only.

This group is thus not found at all in the pre-Forum levels, and the rim form is quite distinct from that of type A. It appears in I, and is commonest V and VI, but continues to IX. The later examples tend to be smaller. At *Verulamium* it is a second-century form, cf. *Verulamium 1938*, to A.D. 160, fig. 15, 27.

Type F. Rim curved over inside, flattened on top, and pointed edge

17. Rim curved over to a point, square outside. Pronounced neck. Pinkish ware. From I, with 4 other examples. Common all levels from then to IX. Cf. *Verulamium*, fig. 37, 76, second-third centuries.
 18. Rim more flattened on top, neck shorter. Drab ware. From V. 4 examples from I, common to V, and a few examples to IX.
 19. Similar rim, smaller. Pinkish to drab ware, rough surface. From VI. Fairly common to IX.

This type is closely related to type E, and, like it, appears in I, and continues to IX. An example occurs at *Linwood 1937*, c. A.D. 300, fig. 2, 2.

Type G. Heavy rims, flattish on top

20. Rim flat on top, square outside. Drab ware. From II with 1 other similar. Common V and VI. A few to IX.
 21. Rim more rounded on top. Greyish drab ware. From V. Appears in II. Some examples all levels to VII.

This type is rather later than E and F. It is particularly common in the western hypocaust area.

Type H. Small rims, curved well out, square outside

22. Small rim, high neck. Red-brown ware. From VII. 1 example from VIII and 3 from IX. Cf. *Verulamium Theatre*, fourth-century filling (unpublished).
 23. Similar rim, flatter on top. From III, with 2 other examples, and 1 from V.

This smaller type of rim thus does not occur till III.

Type J. Rim pointed, junction with neck undercut

24. Rim small and flattened on top. Greyish drab ware. From IX, when common. 1 example each VII and VIII.
 25. Rim pointed on top. Greyish drab ware. From VII. Fairly common VII and IX. Rims similarly undercut occur in *Verulamium Theatre*, fourth-century filling, cf. fig. II, 31.

This type is definitely late, and only appears in VII.

Type K. No neck, rim triangular in section, mostly grooved inside

26. Rim grooved inside. Greyish drab ware. From III. 2 examples from II, and some from all levels to VII.
27. Similar, but rim larger and heavier. Decorated with regular rilling. Greyish drab ware. From V, when fairly common.
28. Near 27, but still heavier. Greyish drab ware. From V. 1 example each from II, VIII, and IX.
29. Similar, but rim more squat, and no groove. Drab ware. From V. Some examples all levels to IX.

This type is clearly connected with the form of the cooking-pots, but is much larger and heavier than the largest of them. It just appears in II, is commonest V, and there are some examples VII-IX.

Fig. 30

STORAGE JARS (*cont.*)

Type L. Small rims, fairly narrow and high necks

1. Neck high, rim rolled over, and slightly thickened. Pinkish ware. From N. V. 1 example from pit. 2 very similar ones from disturbed levels. Cf. *Appletree Turret*, pl. xvii, 68, second half second century.
2. Rim not curved out so much. Smooth pinkish ware. From I, with 4 other examples. 1 example V and 2 from disturbed levels.

Type M. Small jars with narrow necks, rims small, necks curved

3. Rim rolled well out, thickened at edge. Drab grey ware, with much white grit. From W. block, 3rd floor, 1 example W. block, 4th floor, and 2 5th floor, 1 each VII and IX. Cf. *Verulamium Theatre* fourth-century filling (unpublished); *Caerleon 1939*, fig. 11, 30-2, A.D. 324-85.
4. Rather shapeless rim, more pointed on top. Greyish drab ware. From I with 2 other similar rims. 1 example from W. block, 3rd floor, 1 from 5th floor, 1 from IX. Extremely common disturbed levels.
5. Neck slightly curved out, rim thickened. Drab grey ware. From disturbed levels, where common. Cf. *Verulamium Theatre*, fourth-century filling (unpublished).
6. Rim curved farther over. Drab grey ware. 1 example only, from disturbed levels.

This type has thus a few examples as early as I, when they are probably connected with type K, but it is typical of the late disturbed levels. Elsewhere, it occurs in fourth-century levels, e.g. *Lockley's, Welwyn*, c. A.D. 330, fig. 12, 1-2; *Ashley Rails*, A.D. 330 on, pl. xi, 5; *Caerleon 1939*, A.D. 324-85, fig. 11, 30-2, and *Verulamium Theatre*, second half fourth century (unpublished).

Type N. Small jars, neck curving straight into shoulder, rim hardly thickened

7. Rim curving gently out. Drab ware. From disturbed levels, where very common. 1 example from IX. Cf. *Verulamium Theatre*, fourth-century filling (unpublished).
8. Similar rim, smaller. Drab grey ware. From disturbed levels, where common. Cf. *Huntcliff*, fig. 40, 16, A.D. 370-95.
9. Similar rim, still smaller. Horizontal rilling externally. Drab grey ware. From disturbed levels, where common. Cf. *Verulamium Theatre*, fourth-century filling (unpublished).

This group is thus exclusively late, only 1 example even appearing in IX, and the rest from the late disturbed levels.

Types L and M entirely take the place of the other types in the late, disturbed levels. Similarly, in the late-fourth-century filling of the Verulamium orchestra these types are predominant, only 3 examples of the other types occurring. The fact that these types occur so predominantly in the disturbed levels, and not even appreciably in the two preserved blocks of filling later than IX, indicates that the levels of the second half of the fourth century have disappeared, and that IX is probably not much later than the beginning of that century.

The storage jars at Leicester thus have an uninterrupted development from the pre-Roman types found in the pits. The angular rim forms of types E, F, G, H, and J almost entirely take the place of the early rounded types A, B, and C by II. On other sites the rounded forms seem to continue in many cases, e.g. *Sloden Inclosure*, pl. xvii, 7, though not always in the same gritty ware. Few examples of the angular forms are, however, published, and it is possibly a local development. The later forms L and M, which are of a smaller, lighter vessel, and of which the ware seems similar to the Huntcliff vessels, are common on a number of other late sites.

COOKING-POTS

A type of cooking-pot, with small everted rim, usually recessed internally for lid, and of ware impregnated with grit similar to that of the storage jars, is found in the earliest pits, and continues to IX. It is apparently mainly confined to the Midland region, since with the exception of Verulamium the only published parallels come from Margidunum, where it is common in the first-century well, but does not appear in the third-century well, and *Tripontium* (Cave's Inn), Leicestershire (pl. viii, 1-3), where there was no dating evidence. The late Belgic and early Roman levels from Verulamium contain vessels of similar rim form (*Verulamium*, fig. 18, 55; *Verulamium 1938*, fig. 11, 22, 24), but the ware does not appear to be the same.

Type A. Neat rims, curved externally and recessed internally

10. Small rim, slight internal ridge. Fine rilling externally. Pinkish ware, blackened externally. From pit, when common. 2 examples from SE. IIa, 1 from SE. IV, and 3 from I. Cf. *Verulamium 1938*, fig. 13, 24.
11. Rather larger rim. Similar ware. From SE. IV, when extremely common. 2 examples from pits, 1 from N. II, 2 each from N. IIa and N. III, 7 from I, and 1 from II. Cf. *Margidunum, First Century Well*, pl. x, 11, A.D. 40-60.
12. Larger rim, internal ridge much more pronounced. Drab ware. From I, with 8 other examples. Also 1 from pits, 3 from II, 2 from III, and 1 from VI. Cf. *Margidunum, First Century Well*, pl. x, 4, A.D. 40-60.
13. Rim heavier and more squat. Coarse rilling externally. Grey-brown ware, blackened externally. From SE. I. 3 examples from II.

This type is the earliest one. It becomes larger and heavier in the later examples.

Type B. Rim heavier, recessed internally, straight and collar-like externally

14. Heavy rim, with pronounced ridge internally, large pot. Pinkish-brown ware, blackened in parts. From SE. IV, with 8 other examples. Extremely common I and common II. A few examples all later levels to IX.
15. Smaller pot and lighter rim. Grey-brown ware, blackened externally. From I. Extremely common there and II. A few examples most later levels to IX.
16. Rim thicker and more rounded. Fine rilling externally. Pinkish-drab ware. From VI. 1 example each from II and VII.

This type first appears in SE. IV, and is extremely common in I and II, with a few examples to IX.

Type C. Rim fairly heavy, no internal ridge

17. Rim straight internally. Grey-brown ware, blackened externally. From I, when common. Some examples most later levels to IX.
18. Rim rounded inside and out. Rilled externally. Pinkish-brown ware. From I, with 1 other example. 2 examples from II and 3 from III.

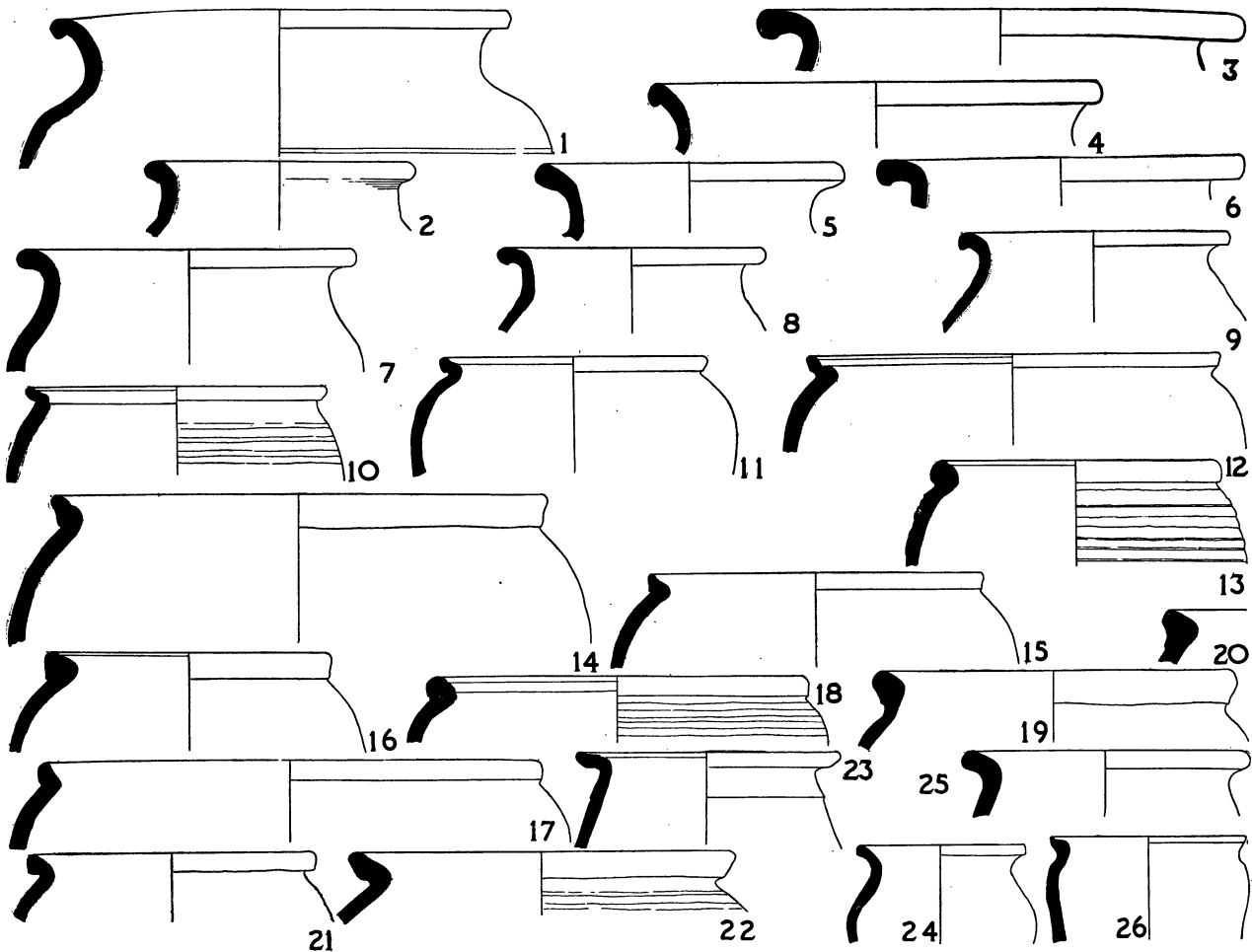


FIG. 30. Storage-jar (*cont.*) and cooking-pot type series ($\frac{1}{4}$)

19. Rim heavier and larger. Drab grey ware, blackened externally. From V with 2 other examples. 1 example from I, and others from VI and IX. Cf. *Verulamium* 1938, first half third century, fig. 17, 5.

20. Heavy rim, concave externally. Drab ware. From VI.

This type is commonest from I to VI, with some examples VII-IX.

The three types A-C thus develop from that found in the early pits, and are the most common up to II. A certain number are found to IX, but none in X.

Type D. Rim turned back flatly, not much thickened

21. Rim flat inside, slightly thickened outside, intermediate in type between the last group and this one. Light drab ware, blackened externally. From III. 1 example from I.

22. Flat everted rim. Rilling externally. Ware drab, not gritty. From V.
23. Rim turned out almost horizontally. Dark brown ware, not gritty. From I, with 1 other similar rim.

None of these examples are common, and they are scattered over levels I to unstratified. 21 is the only one in grit-impregnated ware.

Type E. Narrow-necked jars, rims curving out

24. Rim curved out, and slightly thickened. Fine rilling externally. From I, with 2 other examples.
25. Heavier rim, curving out. Drab grey ware. From SW. Buildings II, with 1 example from disturbed levels.

This type thus appears in I, with a coarser version later.

Type F. Small neck curving out

26. Rim curving out, externally, thickened internally. Orange-brown ware. From VI. 1 example from disturbed levels.

These last groups, D to F, thus appear to be later than A to C, but none are individually common. The great majority are not of the grit-impregnated ware of A to C.

Fig. 31

LIDS

Type A. Plain rim, oblique sides

1. Plain sides, slight groove beneath edge. Grey ware. Underneath decorated with impressed lines. From SE. IV. Common all levels SE. IV to IX. Cf. *Richborough I*, pl. xxii, 32, mid-first century; *London G.P.O.*, fig. 16, 52, A.D. 80-120; *Richborough III*, pl. xxxix, 316, A.D. 80-120.
2. Rim slightly flattened underneath. Light grey ware. From IV. 1 example each II and VI.

On other sites the type dates at least from the Flavian period to the end of the second century, e.g. *Richborough III*, pit 57, early Vespasianic, pl. xxxix, 317; *London G.P.O.*, A.D. 80-120, fig. 16, 52; *Richborough I*, well 1, early second century, pl. xxii, 32; *Caerhun*, c. A.D. 110, fig. 31, 307; *Richborough III*, pit 34, A.D. 80-120, pl. xxxix, 316; *Corbridge*, A.D. 160-200, fig. 6, 87.

Type B. Rim folded back or thickened underneath

3. Rim thickened underneath, with ridge set back from edge. Grey ware. From SE. IV. 2 examples from II and 1 from X.
4. Rim folded back underneath. Grey ware. From SE. IV, with 1 other similar rim. 3 examples from I, 6 from II, and 2 from VII.
5. Rim thickened underneath, sides curved. Smooth grey ware. From I. 1 example from II.
6. Similar, but rim projecting farther inwards. Smooth grey ware. From IV, with 1 other example from II.
7. Rim slightly thickened beneath. Grey ware. From VII with 1 other example and 2 from II and 1 from VI.

This appears to be a less common type. An example occurs at *Ashley Rails*, c. A.D. 330 on, pl. xii, 3.

Type C. Rim squared off at edge, projecting slightly upwards

8. Rim with distinct projection upwards. Light brown ware. From SE. IV with 3 other examples. 1 example from I, 3 from II, and 2 from VI. Cf. *Gellygaer*, pl. x, 7, Trajan-Hadrian; *Verulamium Kiln*, fig. 5, 14b, A.D. 120-60.
9. Less projection upwards. Grey ware. From I, with 2 other similar sherds. 1 example from N. I, 4 from II, 3 each from V and VII, and 2 from IX.
10. Rim not thickened, very flat lid. Buff ware. From I. 1 example from II and 3 from VII. Cf. *Newstead*, fig. 25, 16, Flavian.

Type C occurs from the beginning of the Roman occupation until the middle of the second century, e.g. *Margidunum 1st Century Well*, A.D. 40-60, pl. x, 6; *Gellygaer*, Trajanic, pl. x, 6-7; *Caerleon 1926*, A.D. 70-110, fig. 36, 136; *Caerleon 1927-9*, A.D. 70-110, fig. 63, 456; *Caistor*

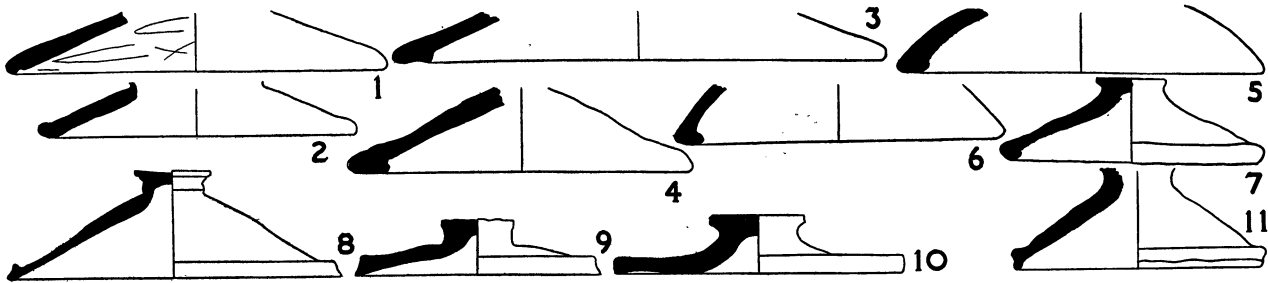


FIG. 31. Lid type series ($\frac{1}{4}$)

Pottery, pit 16, A.D. 70-110, W. 14; *Birdoswald-Pike Hill*, Alley Find, A.D. 125-60, fig. 15, 52; *Caistor Pottery*, pit 13, A.D. 100-50, W. 15, pit 7, A.D. 110-60, W. 16.

Type D. Similar, with pronounced groove round rim

11. Rim thickened. Grey ware. From VII, with 5 other examples. 5 also from IX, and 1 from VI.

There would thus appear to be no particular chronological distinction in the form of the lids, with the exception of the last type, which seems to occur only from VI onwards, but in that case the groove round the rim can only be a local characteristic of a late date since it appears at *Brough IV* (fig. 12, 70-1) in the late first century. It also occurs at *Linwood 1937*, c. A.D. 300, fig. 3, 2.

Fig. 32

CASTOR WARE

This ware first appears in III, when there were 6 sherds. The great majority of the ware before IX is thin and hard, 1 thick white sherd appearing in VI and 1 in VII. In IX it is about half and half, and in X the thick white ware is greatly predominant. From III to VI the most common decoration is self-coloured barbotine hunting-scenes and scale pattern. In the later levels, rouletting, of which the coarse type first appears in VI, is more common. White painted decoration first appears in IX, but is not common then or in X, which is in contrast to *Verulamium Theatre*, where it is common in the late third century. The small high type of base, which is fairly common in the late third century at *Verulamium*, first appears in VII, and is common in IX. The common type of rim in VII and the earlier levels is the folded back type (fig. 32, 18-19). The vertical type, with or without a thickened rim, just appears in VIII and is common in IX, X, and disturbed levels. The bowl imitating Samian form 38 was only found unstratified and was not common then.

The dating evidence for the appearance of Castor ware (as distinct from colour-coated ware, usually roughcast, which at Leicester appears first in SE. III) is fairly close. It does not appear in groups with a terminal date of A.D. 160, e.g. *Birdoswald-Pike Hill Alley Find*; *Caistor Pottery*, pits 7 and 17; *Wroxeter 1923-7*, first period of Forum; *Verulamium Insula V*, pit 6. In groups with a terminal date of A.D. 180 it has just appeared, but is not yet common, e.g. *Newstead*, pl. XLVIII, 45, 8 to 10 examples, mainly decorated with barbotine hunting-scenes; *Old Kilpatrick*, pl. XXIII, 9, barbotine decoration; *Balmuildy*, 1 fragment barbotine hunting-scene; *Mumrills*, fig. 103, 11-12, barbotine hunting-scene, fig. 103, 6, barbotine dots. All these examples are in thin hard ware, and the decoration is usually *en barbotine*, either a hunting-scene or some more conventional pattern; even after that date it does not seem to become rapidly common. In the *Verulamium Well* in Insula IV, 8, dated A.D. 160-90, there were only 4 sherds. There appear to be no stratified fragments in the level Ib ending about 196-7 on the Roman Wall at *Birdoswald Turret*, *High House Turret*, *Appletree Turret*, and *Birdoswald Fort*. At *Wroxeter 1936-7*, Castor still does not appear in levels which must go down to about A.D. 220, fig. 10, 6-26 and fig. 11, 7-11, so the distribution in the west may have lagged behind that in the rest of the country. The general date of appearance is thus A.D. 170-80 on most sites.

Throughout the third century the predominant type of Castor and the allied New Forest ware is the fine-ware beaker, either with hunting-scenes or other barbotined decoration, thumb pots or beakers with conical necks and bulbous middles decorated with fine rouletting, e.g. *Caistor Pottery*, pit 5, A.D. 180-220, T. 14; *ibid.*, pit 1, A.D. 180-230, T. 15; *ibid.*, Drainage Ditch, A.D. 200-60, T. 16; *Verulamium 1938*, late second-early third century, fig. 16, 6-9; *Wroxeter 1936-7*, second half third century, fig. 11, 15; *Margidunum 3rd Century Well*, A.D. 220-300, pl. VI, 16; *Verulamium 1934*, late third century, fig. 9, 8-9, fig. 10, 11-12. Some types of beakers continue until the middle of the fourth century, e.g. *Lockleys*, *Welwyn*, c. A.D. 330, fig. 11, 32; *Richborough I*, pit 1, mid-fourth century, pl. XXIX, 120; *Woodcuts*, c. A.D. 350, pl. XXXIV, 5; *Birdoswald-Pike Hill*, level III, A.D. 305-67, fig. 14, 30 and fig. 15, 45; *Mildenhall*, c. A.D. 375, pl. I, 6; *Ashley Rails*, A.D. 330 on, pl. III, 1, 3-6, 9-10; *Lydney*, late fourth century, fig. 27, 60-1. As far as can be judged however, the ware of the fourth-century examples is thick and usually white (with the exception of *Birdoswald-Pike Hill*, fig. 14, 30). Beakers with hunting-scenes and similar barbotined decoration also do not seem to occur in the fourth century. Beakers are not found in the Signal Stations in Yorkshire, A.D. 370-95, so by that time this form was not being distributed in the north.

The earliest form in thick ware appears to be the pot fig. 32, 12, which, as the references cited in connexion with it show, was manufactured throughout the third century. The various dish forms seem just to appear by the end of the third century, e.g. *Margidunum 3rd Century Well*, A.D. 220-300, pl. VI, 17, but only become common in the fourth century. Exact parallels for most of the bowl and pot forms are hard to find, but they are close to many of the imitation Samian forms of the end of the fourth century.

Dishes

1. Shallow dish, rim thickened. Light buff ware, thin and hard, red-brown slip. 1 example only, from VII.
2. Plain straight-sided dish. Thick white ware, metallic olive-brown slip. Unstratified, with 6 other examples, and 1 from X.
3. Wider dish, rim slightly thickened. Thick white ware, metallic brown slip. 1 example only, unstratified.

With the exception of 1, which is of a different ware, these straight-sided dishes are only found in the upper levels and in the even later, disturbed, levels. 2 examples of similar heavy dishes were found in the period IV levels of the *Verulamium Theatre*, c. A.D. 300 (unpublished); also *Margidunum 3rd Century Well*, A.D. 220-300, pl. VI, 17.

4. Dish with flange just below rim. Thick white ware, metallic olive-brown slip. From IX. 1 example from VIII, and 2 unstratified.
5. Similar dish, flange straighter and broader. Thick white ware, patchy brown slip. Unstratified. 1 example from VIII, 4 from X, 7 others unstratified.
6. Smaller and lighter dish. Thick white ware, patchy brown slip. From X. 1 other example unstratified.
7. Similar to 5, thicker and heavier. Thick white ware, patchy brown slip. 6 examples, unstratified.
8. Still heavier, flange farther down side. Thick white ware, patchy brown slip. 1 example only, unstratified.

These flanged dishes thus appear in VII and IX, but are much more common in the upper and the disturbed levels. At *Verulamium Theatre*, 1 example only is found in the period IV levels, c. A.D. 300, fig. 10, 16, but the type is extremely common in the orchestra filling of the second half of the fourth century. Though it is a common type, it is illustrated in few reports, but its ware, and its connexion with similar flanged dishes in grey ware, agree in a fourth-century dating.

Bowls

9. Hemispherical bowl, with thick rounded rim. Thick white ware, brown slip. Decorated with rouletting. 5 examples, unstratified.
10. Shallow carinated bowl. Thick white ware, metallic brown slip decorated with white paint. 1 example, unstratified.
11. Bowl with more upright sides. Grey ware, brown slip, decorated with white paint. 3 examples, unstratified.

These bowls are, therefore, all unstratified.

Pots

12. Small pot, with square, high shoulder. Light buff ware, light brown slip. Body decorated with wedge-shaped rouletting. From VII. 3 examples from IX, and 1 unstratified. Near *Verulamium 1934*, fig. 9, 10, late third century; near *Corbridge*, pl. XII, 63, A.D. 170-200; near *Caistor Pottery*, S. 54, A.D. 250-300. The Leicester example is nearer the squat form of the latter, but its angularity is nearer that from Corbridge. 3 examples were found at *Verulamium Theatre*, fourth-century Orchestra Filling (unpublished).
13. Squat bulbous pot, neck slightly concave. Orange-brown ware and slip. Decorated with double line of rouletting on shoulder. From X, with 1 other example unstratified.
14. Wide-mouthed heavy pot. White ware, brown slip. 1 example only, unstratified.
15. Small pot with upright neck and rim turned over. White ware, olive-brown paste. 2 examples only, unstratified.
16. Pot with short neck, thickened and grooved rim. White ware, metallic olive-brown slip. Rouletting on rim and shoulder. 1 example only, unstratified.

Beakers and Jars

17. Small rim, slightly concave externally. Light buff ware, light brown slip. From VI, with 2 other examples, and 2 from VII.
18. Small rounded rim, with groove beneath. Thin white ware, brown slip. From V. 3 examples VII.
19. Rim folded back flatly. Buff ware, dark brown glaze. From V, 1 example only. Cf. *Verulamium Theatre*, fig. 10, 14, late third century, when it is the common type, in contrast with its rareness at Leicester.

20. Jar with plain straight rim, body decorated with barbotine wreath pattern. Buff ware, brown slip. From IX. Similar rim from VIII, and 10 others from IX. Cf. *Verulamium* 1938, late second-early third century, fig. 16, 6.
21. Rim straight, pronounced shoulder. Buff ware, brown slip. 4 examples, unstratified.
22. Rim straight and high, body decorated with scale pattern. Buff ware, dark brown slip. 1 example only, unstratified. Cf. *Caistor Pottery*, T. 15, A.D. 180-230.

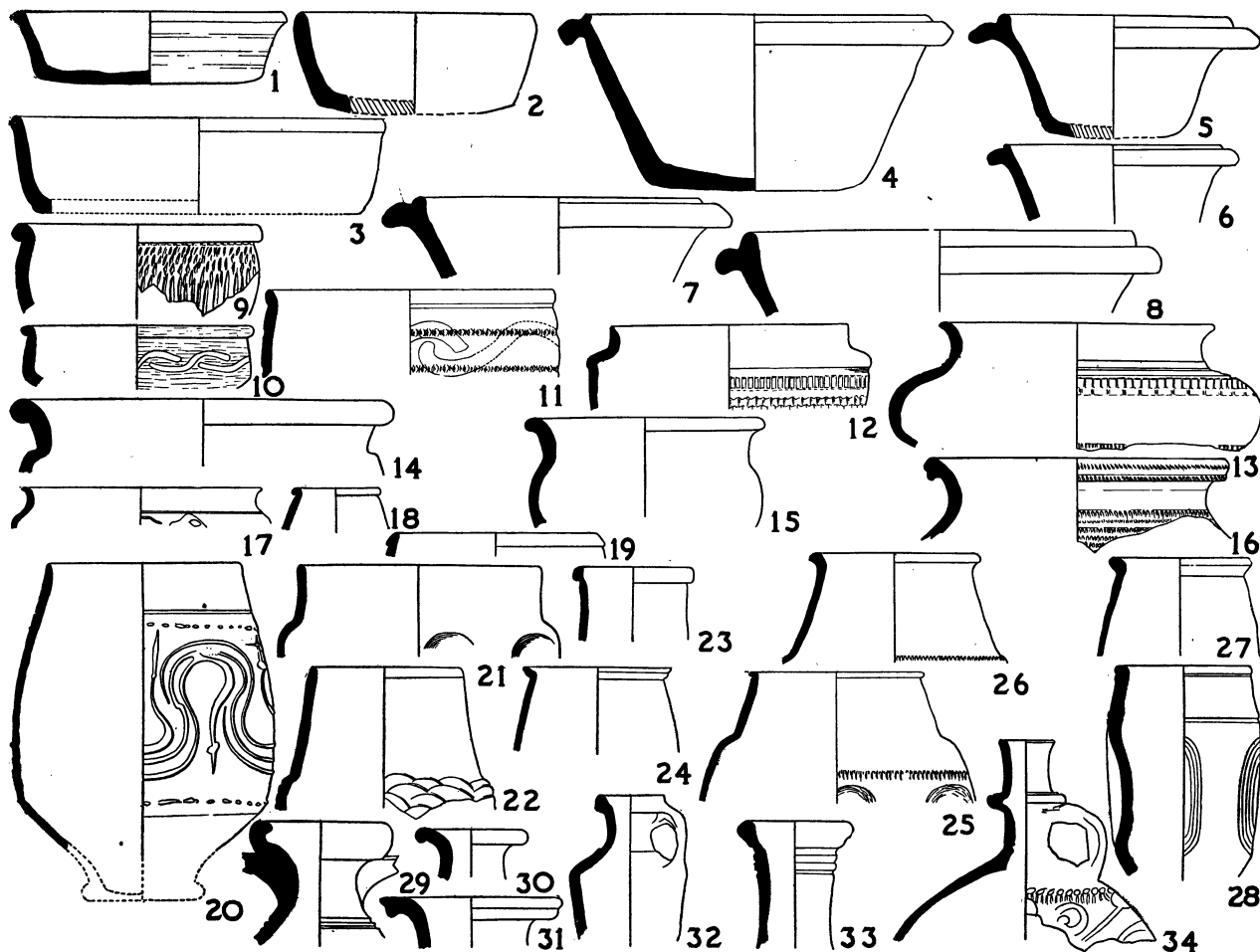


FIG. 32. Castor ware type series ($\frac{1}{4}$)

23. Narrow neck, rim thickened. Brown ware, brown slip. From IX with 3 other examples, and 3 unstratified.
24. Neck straight, rim slightly turned out. Buff ware, brown slip. 1 example only, unstratified.
25. Neck slightly concave, rim thickened, body bulbous, indented. Thin white ware, metallic black slip. From IX, with 1 example unstratified.
26. Similar rim, taller, and rim thicker. Buff ware, metallic black slip. From IX, with 2 other examples, and 1 unstratified. Cf. *Caistor Pottery*, T. 16, A.D. 200-50; *Richborough I*, pl. xxvii, 96, fourth century; *Lydney*, fig. 27, 61, fourth century.
27. Rim thicker. White ware, metallic black slip. 2 examples, unstratified.

28. Coarse thumb pot, straight neck. Buff ware, brown slip. Unstratified. Cf. *Ashley Rails*, pl. III, 5, A.D. 250–350.

The beakers and jars thus seem to be divided into the small beakers with everted rims, which are common V–VII, and the ones with straight necks, which are common IX and X and in disturbed levels.

Jugs and Flagons

29. Two-handled flagon, rim thickened and hollowed inside. Thick white paste, olive-brown metallic slip. 1 example only, unstratified.
30. Narrow-mouthed jug, rim turned out and thickened. Thick white ware, olive-brown slip. 1 example only, unstratified.
31. Rim of flagon, spreading mouth, groove on rim. Thick white ware, olive-brown slip. 2 examples, unstratified.




FIG. 33. Amphora type series (4)

32. Squat one-handled jug, square shoulder. Red-brown ware, brown slip. 1 example only, unstratified.
33. Tall neck of jug, with grooves beneath thickened rim, possibly imitating a ring-necked jug. Buff ware, metallic olive-brown slip. 1 example only, unstratified.
34. Flagon with narrow mouth and disc round neck. Light buff ware, brown slip. Decorated with white paint. From IX, when first appears. 4 other examples then, others unstratified. Cf. *Lydney*, fig. 27, 47, fourth century, which is rather heavier. This form is a late one, and does not seem to appear in any deposits dated exclusively to the third century. It is found at *Sandford* (second–fourth centuries), fig. 2, 19; *Woodyates*, late fourth century, pl. CLXXXVI, 9; *Ashley Rails*, c. A.D. 330 on, pl. IX, 1–2, 11–13, and it is noticeable that it does not occur in the New Forest Kilns of Mr. Sumner's early and middle periods. There is, however, an example (unpublished) of a similar form in red-coated imitation Samian ware from *Verulamium Theatre*, period IV, c. A.D. 300. Its appearance in Castor ware thus probably takes place early in the fourth century.

Thus, with the exception of 34, the jugs and flagons are only found in the disturbed levels.

AMPHORAE

Fig. 33

1. Rim folded over and undercut, neck slightly splaying. Buff ware, creamy slip outside. From I, with 1 other example. Cf. *Caerleon*, fig. 23, 78, early second century.
2. Rim folded back on to neck. Buff ware. From I, with 1 other example, and 1 from II.
3. Rim thickened and splaying out, projecting also slightly inwards. Drab ware, creamy slip outside. From I, with 1 other example. 5 examples from II, 2 from III, 1 from V, 2 from VI, and 3 from X.

The amphora rims cannot, therefore, be dated from form. 3 is the only common type, and this is found from levels from I to X. The handles are not preserved in most cases, and it cannot, therefore, be said if they would show any development.

BELGIC WARE

From the lowest occupation level on the site, in pits found wherever excavation was carried down to natural soil, came a great quantity of Belgic pottery, both imported and native imitations of Belgic forms. As will be seen from the individual descriptions, this seems to cover a considerable period. Some forms can be paralleled at Haltern (11 B.C.—A.D. 16), and a considerable number at Verulamium (Prae Wood, group B) in the group dated A.D. 5–35 (which Mr. Ward Perkins, *Ant. J.* vol. xviii, p. 366, suggests may go down to A.D. 43; as evidence against this later dating, however, it may be noted that it allows no space of time for the introduction of *terra rubra* into common use, though this is certainly found on sites in England, e.g. *Hengistbury* class J, before the common use of Romano-British ware). The general dating cannot, however, be as early as that group, since it includes a number of forms and ware not found there. There is, for instance, an appreciable quantity of *terra rubra* plates, which are common at Claudian Hofheim while only one example is found from Prae Wood, and, while there are a number of early forms of butt beakers, there are also a number of examples like that from the Claudian levels of Roman Verulamium. The plate forms include a number which have degenerated to a considerable degree from their Arretine prototypes. Also, in a number of pits, there are a few sherds of definitely Roman-British character, and one pit, 7, certainly goes well into the Roman period.

The Roman sherds which are unlikely to have been imported before the Conquest are few in number, but sufficient to suggest that the use of the early pits continued into the period of Roman occupation of the neighbourhood. The contents, however, are in definite contrast to the pottery from the earliest levels at Margidunum, which is securely dated to the earliest years of the Roman occupation. There, though the coarse native pottery is in the same tradition as that at Leicester, and there are many parallels between forms, the fine Belgic ware is completely absent, and even native copies of Belgic plates are almost absent. The place of the fine plates and cups is taken by Samian and by romanized beakers decorated *en barbotine* or rusticated. In the early group of pits at Leicester, 5, 8, 10, 11, 3, 2, 6, there is only one Samian sherd (fig. 4, 1). The earliest strata at Leicester, therefore, antedate those of Margidunum. Similarly, the group does not appear to be as late as that from the first phase in Verulamium Insula XVII (*Verulamium* 1938) which is dated to the Claudian–early Neronian period and does not include examples such as fig. 11, 13 and fig. 12, 30–3 from there. The latter group does not include examples of the early form of butt beaker (our fig. 34, 1) and mortar-like vessels, and *terra rubra* plates are more rare.

Of significance too is the presence of Arretine ware in Leicester. During the present excavations five fragments have been found, while a bowl in the style of M. Perennius was found beneath No. 1, St. Nicholas Street, not far off (*Ant. J.* xiii). Dr. T. Davies Pryce has pointed out (*Ant. J.* xviii) that the bulk of the Arretine ware found in Britain was imported in pre-Conquest times,¹ since it was already being superseded by South

¹ This suggestion was confirmed by the *Camulodunum* evidence.

Gaulish ware on the Continent by the second quarter of the first century A.D., and is not found at Richborough, Roman Verulamium, and probably Roman Colchester. It has also not so far been found at such early Roman sites as Lincoln, Margidunum, Wroxeter, Cirencester, Gloucester, Bath, and Exeter, which were associated with approximately the same phase of the Roman advance. The contrast with Margidunum is especially striking, in view of its proximity on the line of the Fosse. The group, on the other hand, continues to a later date than North Ferriby, and Prae Wood, group B. A date of A.D. 35-50 would appear to suit the group best.

Fig. 34

PIT 5

Opposite N. archway in Jewry Wall (see pl. xxxi). (*Note:* The pits are not indicated on the plan, since in most cases they were not completely cleared, and their shape was not identified. The approximate position of each pit is given by reference to the Forum structure.)

Imported Ware

TERRA RUBRA

1. Campanulate cup. Orange-red glaze internally, buff externally, bluish-grey in centre at break. Cf. *Verulamium*, fig. 13, 27, A.D. 5-35; *Haltern*, pl. xiv, 77.
2. Base, probably of similar cup. Light grey ware, orange-red glaze internally.
1 other fragment, probably of a jug.

BUTT BEAKERS

- 2 fragments of thin white ware, cf. *Verulamium*, pl. lva, A.D. 5-35; *N. Ferriby*, fig. 3, 21; *Lockleys, Welwyn*, fig. 5, 3.¹
3. Narrow-necked jug, with globular body, and small raised base-ring. Reddish-brown ware, drab slip externally.

Native Ware

4. Plate. Grey native ware. Degenerate and weak form. 1 other similar plate from this pit.

BUTT BEAKERS

5. Rim, bevelled internally, convex externally, cordon on neck. Light brown ware, polished externally and on lip, grey in centre at break. Cf. *Camulodunum*, pl. lvii, 112 Ca.
6. Rim rounded internally, triangular externally. Central zone with cordon above and below, decorated with vertical combing. 1 other similar rim sherd.

BEAKERS

7. Rim of small beaker, rim everted and flattened on top. Drab ware, polished externally.
8. Rim of small beaker, rim horizontal with groove on top. Light brown ware, polished externally.

¹ It is suggested in *Camulodunum* (pp. 238-9) that these vessels were made there and not imported. I was enabled to consult the proofs of the plates of the *Camulodunum* Report through the courtesy of Prof. C. F. C. Hawkes, but

the volume did not appear until the present report was set up, and the results are therefore not fully incorporated or considered.

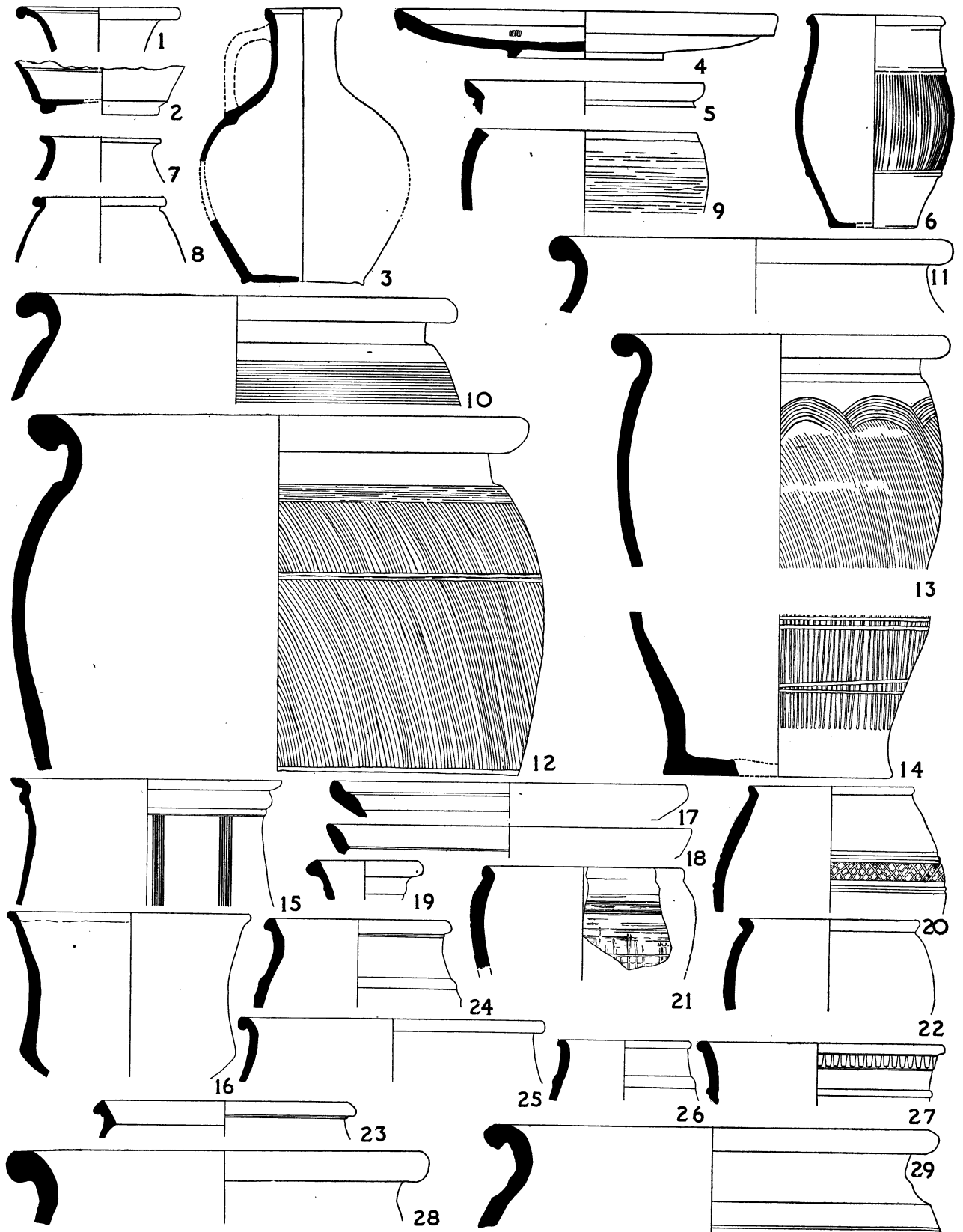


FIG. 34. Coarse pottery from early pits, A.D. 35-50 ($\frac{1}{4}$)

COARSE WARE

9. Coarse bowl, with flat-topped rim. Decorated externally with horizontal combing. Dark grey grit-filled ware. Cf. *Camulodunum*, pl. LXXXII, 255 A.
Fragments of probably 2 other similar bowls.

STORAGE JARS

10. Rim rolled well over, fairly short neck. Regular rilling on shoulder. Red-brown ware, large white grits, grey in centre at break.
11. Similar jar, neck rather higher. Similar ware.
12. Rim and upper portion of large jar. Decorated with zones of oblique combing. Red-brown ware, large white grits.
13. Rim and upper portion of smaller jar. Decorated with semicircular combing on shoulder, zones of oblique combing below. Similar ware.
10-13, cf. fig. 29, 1. 3 other similar rims.
14. Base of jar. Decorated with zones of oblique combing. Similar ware.

Roman Ware

Micaceous bowl rim and 1 other sherd.

PIT 8

Beneath N. Outer Portico, 68 ft. W. of Basilica wall (pl. xxxi, section E-F).

Imported Ware

Fragments of fine white butt beaker. (For references, see pit 5.)

Native Ware

15. Girth beaker, with out-turned rim, cordon beneath it. Zone below decorated with widely spaced groups of vertical combing. Drab brown ware, grey in centre at break, rim greyish, polished externally. Combines elements found in various *Camulodunum* examples, pl. lv, 85, but not exactly paralleled by any. The rim is more sharply turned out and the sides are more concave than *Verulamium* (fig. 14, 33 b, A.D. 5-35), which it otherwise resembles.
16. Mortar-like vessel. Coarse grey ware. This lacks the cordons, pronounced waist, and good finish of the examples from *Verulamium* (fig. 15, 35 a-d, A.D. 5-35). The examples from Colchester and Kelvedon (*Swarling*, pl. xi, 3, 9) also have cordons, but less elaborate than these last. The closest parallel appears to be from *Abbots Langley*, found with a late pedestal urn.

STORAGE JARS

Of type A, 1 rim cf. fig. 29, 1.

Of type D, 1 rim cf. fig. 29, 11.

COOKING-POTS

Of type A, 2 rims cf. fig. 30, 11, and 1 cf. fig. 30, 12.

Roman Ware

2 probable sherds.

PIT 10

25 ft. S. of pit 11.

Imported Ware

TERRA RUBRA

1 small fragment.

Native Ware

17. Rim of imitation black Belgic plate. Grey ware, smooth dark grey slip. Cf. *Camulodunum*, pl. XLIX, 13.

STORAGE JARS

Of type A, 1 rim cf. fig. 29, 1, and 1 cf. fig. 29, 3.

PIT 11

In NW. corner of area excavated, 170 ft. W. of Basilica wall, 2 ft. S. of inner wall of shops.

Imported Ware

18. Rim of *terra nigra* plate. Hard whitish ware, light grey slip. Cf. *Haltern*, type 73, where it is thought to be Tiberian rather than a Claudian type; *Verulamium*, fig. 12, 18, A.D. 5-35.
19. Rim of flagon. Light buff ware. Probably cf. *Nijmegen*, pl. ix, 79.

Native Ware

20. Rim of weak and degenerate butt beaker. Coarse gritty red-brown ware, grey in centre of break, soapy brown slip. Decorated with trellis pattern between cordons on shoulder.

COARSE POTS

21. Bead-rim pot. Coarse grey ware with some white grits, black to brown surface. Tooled on and just below rim, the rest matt. Decorated with irregular combing on shoulder, and rough chess-board pattern below. For form cf. *Hengistbury*, pl. xxiii, 9, from class I, which is dated from mid-first century B.C. to second half first century A.D. and similarly contains black and red Belgic plates.
22. Pot with more pronounced bead rim. Ware more gritty than last. Faint horizontal combing. Cf. *Verulamium*, fig. 21, 66 b.

STORAGE JARS

Of type A, 1 rim cf. fig. 29, 1, and 1 cf. fig. 29, 2.

Roman Ware

None.

PIT 3

In SE. angle of area excavated, 6 ft. W. of Basilica wall, immediately S. of corridor wall.

Imported Ware

TERRA NIGRA

Rim of plate, cf. fig. 34, 18.

BUTT BEAKER

23. Rim of hard white ware butt beaker. The internal offset is not so pronounced as fig. 35, 1, which it otherwise resembles. The shape is very close to *Lockleys, Welwyn*, fig. 5, 3. Fragments of a jug of light grey ware, cream slip.

Native Ware

BUTT BEAKERS

24. Rim triangular externally, bevelled internally, hardly everted. Cordon below rim externally only vestigial. Grey ware, firing red-brown on surface, polished externally and on rim. Cf. *Verulamium*, fig. 34, 54, Claudian.
25. Rim triangular externally, convex internally. Grey ware, firing sandy brown on surface.
26. Similar rim, smaller. Similar ware.

MORTAR-LIKE VESSEL

Rim of plain type, cf. fig. 34, 16.

MISCELLANEOUS

27. Rim of cordoned vessel. Grey ware with white grits, firing sandy brown on surface.

STORAGE JARS

Of type A

28. Fairly high neck, rounded rim. Cf. fig. 29, 1.

Of type L

29. High neck, small rim curled over. Cf. fig. 30, 1, but heavier.

Roman Ware

- 2 fragments of jug.

Fig. 35

PIT 2

Beneath SE. angle of room VI.

Imported Ware

1. Butt beaker, fine white ware. Rim rounded externally, bevelled inside with offset at junction with wall. This example has not the slight internal concavity of the *Haltern* form 85 (pl. xv) which it otherwise resembles. It is exactly paralleled by *Camulodunum*, pl. LVII, 113, Tiberian, and *N. Ferriby*, fig. 3, 18, pre-Claudian. The example from *Lockleys, Welwyn*, fig. 5, 3, has not the internal offset at the base of the rim.

Native Ware

2. Coarse pot, rimless, with flattened lip. Sandy brown ware, with much grit, blackened externally. Faint irregular oblique combing on shoulder, and horizontal below. Cf. *Salome Lodge*, pl. LX, 1.

Roman Ware

None.

PIT 6

Beneath NE. angle of room V.

Imported Ware

TERRA NIGRA

3. Rim of small plate with upright wall. Hard whitish ware, grey glaze. A Belgic copy of the Arretine form *Haltern* 2a (pl. x).
1 other similar plate.
4. Base with low foot ring. Rouletted circle in interior. Similar ware.

5. Upright rim, with vestigial internal angle moulding. Similar ware. Cf. *Camulodunum*, pl. XLIX, 12; *N. Ferriby*, fig. 2, 7 (with discussion), pre-Claudian.
6. Plate with upright slightly curved wall, a later development of the last type. Similar ware. Cf. *Camulodunum*, pl. XLIX, 17A.

SAMIAN

See fig. 4. 1 Samian sherd.

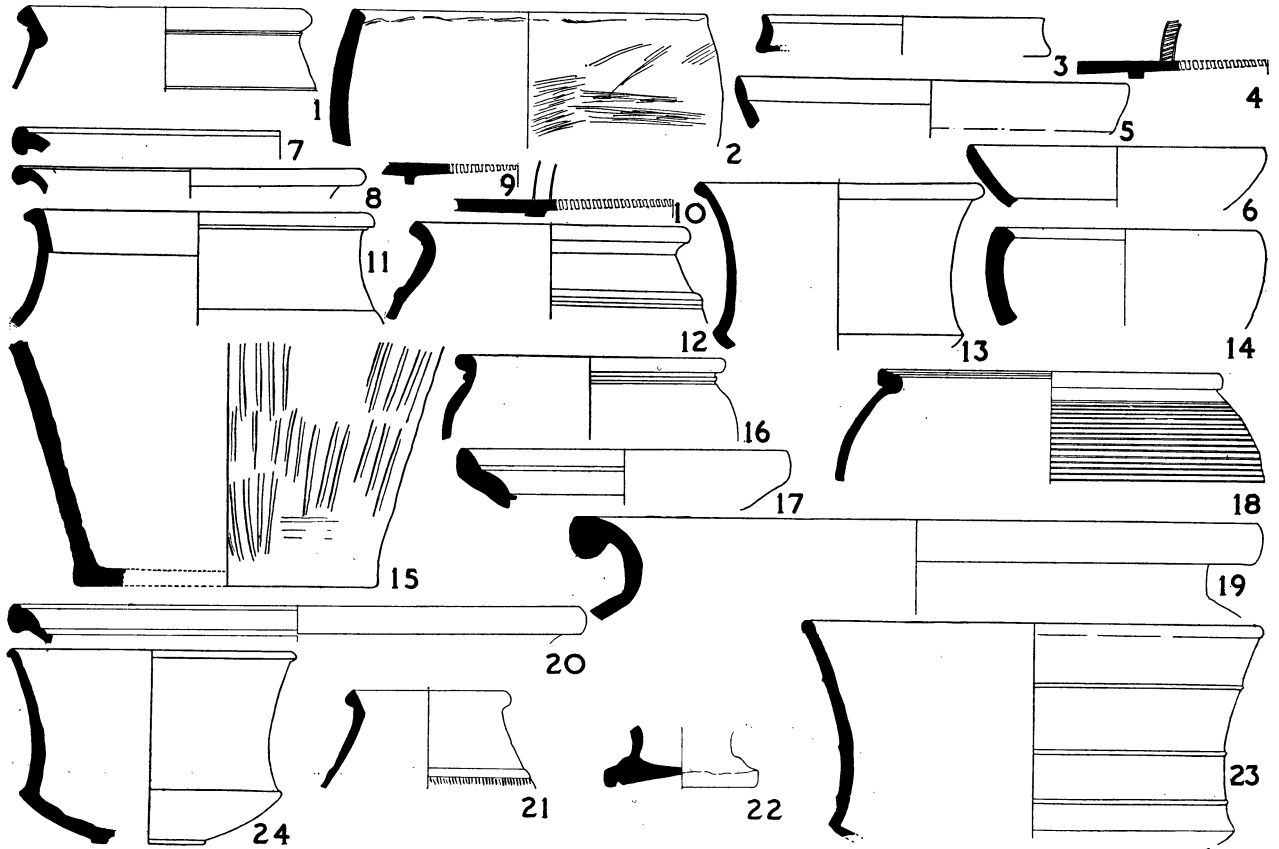


FIG. 35. Coarse pottery from early pits, A.D. 35-50 (1-16); later pit, Flavian (17-19), and Belgic vessels from other contexts (20-4) ($\frac{1}{4}$)

Native Ware

STORAGE JARS

Of type A, 1 rim cf. fig. 29, 1, and 1 cf. fig. 29, 2.

PIT I

Beneath NE. angle of room VI.

Imported Ware

TERRA RUBRA

7. Rim of plate, heavy and pendent, but upper moulding not emphasized. Buff ware, orange-red slip internally and over rim. Cf. *Camulodunum*, pl. XLIX, 4B.

8. Rim of campanulate plate. Whitish ware, orange-red slip internally and on rim, buff externally.
9. Base of plate with fairly high footstand. Pinkish ware, orange-red slip internally. Several other fragments of similar ware.

TERRA NIGRA

- Rim of plate, cf. fig. 34, 18.
10. Base of plate with low broad footstand. Similar ware. Fragments of several other similar plates. Rim of butt beaker, cf. fig. 34, 23.

SAMIAN

See fig. 4. 3 Claudian sherds and 1 Claudius–Nero. A few other fragments of Roman ware.

Native Ware

BUTT BEAKERS

11. Rim triangular externally, bevelled internally, with offset at junction with wall. No cordon at base of rim externally. Sandy brown ware, polished externally. Cf. *N. Ferriby*, fig. 3, 20, pre-Claudian.
12. Rim rounded externally, slightly concave internally. Grey ware, polished externally. 2 other similar rims, and 2 others bevelled internally.

MORTAR-LIKE VESSELS

13. Upper portion of plain, uncordoned vessel. Light grey ware, polished dark grey slip externally. Cf. fig. 34, 16 and references there. Fragments of several other similar vessels.

COARSE BOWL

14. Pot with plain flattened rim.

STORAGE JARS

15. Base of jar decorated with irregular vertical combing. Pinkish sandy ware with white grits. This base is typical of the numerous fragments found. Some sherds also had oblique and curved combing. The ware thus belongs to the type of coarse pottery found with the Aylesford–Swarling vessels (*Richborough II*, pp. 97–9, and references cited there).
Of type A, 3 rims cf. fig. 29, 1.

COOKING-POTS

Type A

16. Small pot, rim slightly recessed. Cf. fig. 30, 10, which is from this level, with 1 other similar rim.

Roman Ware

FLAGON

Of type A, fig. 28, 15 is from this level.

PIT 7

Between N. shops and drain, 108 ft. W. of Basilica wall.

Imported Ware

SAMIAN

See fig. 4. 16 Claudian sherds.

BUTT BEAKER

Portion of rim of hard white ware, probably cf. fig. 34, 23.

Native Ware

17. Imitation of Belgic plate. Sandy brown ware, grey slip. Cf. *Camulodunum*, pl. I, 24, Ca; *Hofheim*, pl. xxxvi, 97B, Claudian.

NECKED BOWLS

Of type D, fig. 24, 8 is from this level.

NECKED JARS

Of type A, 1 rim of fig. 25, 1.

EVERTED RIMS

Of type A

18. Pot with everted rim, rim reeded on top. Body decorated with regular horizontal combing. Cf. fig. 27, 2. 1 other similar rim.

Also 2 other rather similar rims cf. fig. 27, 3.

Of type B, fig. 27, 10 and 12, and 1 other similar rim are from this level.

STORAGE JARS

Type A

19. Tall neck, rim rolled over. Grey ware. Cf. fig. 29, 1.

Of type D, 1 rim cf. fig. 29, 11.

This pit, which was sealed by a floor of the late Flavian period, is appreciably later than the other pits, and may equate with levels SE. I to SE. III elsewhere.

SELECTED BELGIC WARE FROM LATER LEVELS, PRESUMABLY DISTURBED IN BUILDING OPERATIONS

20. Rim of *terra rubra* plate with pendent lip. Fine creamy buff ware. Light orange glaze internally and over rim. Cf. *Hofheim*, pl. xxxvi, 97 Aa, Claudian. From period III.
21. Butt beaker of fine white ware. Rim triangular externally, with no moulding, bevelled internally, with no offset. This is typologically the latest type of the imported white-ware beakers found. From period III.
22. Base of pedestal vase. Grey ware. Angular, and probably of Roman date, cf. examples from London (*Belgae of Gaul and Britain*, fig. 22, 4-6). From period III.
23. Mortar-like vessel, cordoned. This and one other sherd (from period III) are the only examples in which the cordons survive. Near *Verulamium*, fig. 15, 35c, but less angular; *Camulodunum*, pl. LXXIV, 210 a. From robber trench.

Beneath earliest road surface

24. Mortar-like vessel, low ring base. Grey ware, polished grey-brown surface externally.

Fig. 36

PIT 4

In SE. angle of area excavated, in angle of Basilica wall and corridor wall.

Imported Ware

ARRETINE

1. Cup, Loeschcke type 8. Burnished (but not glazed?) red surface.

TERRA RUBRA

2. Rim of campanulate cup. Fine buff ware, orange-red slip internally and over rim. Cf. *Verulamium*, fig. 13, 27, A.D. 5-35; *Haltern*, pl. XIV, 77, 11 B.C.-A.D. 16.
3. Base of plate with fairly high, bevelled footstand. Pinkish-buff ware. Orange-red slip. Fine rouletted circle in centre.
4. Base of plate with flat broad footstand. Orange-red ware, smooth orange-red slip.

TERRA NIGRA

5. Base of plate, with very low footstand. Hard whitish ware, fine grey slip. Probably cf. *Haltern*, pl. XIV, type 73a.
6. Base of plate with higher, bevelled footstand. Circle concentric with plate lightly incised internally. Hard whitish ware, not so fine as last, light grey slip.
7. Rim of plate, rather thick. Ware and slip rather coarser than usual.
Also rim of plate, cf. fig. 34, 18.
8. Rim and part of base of plate. Hard whitish ware, light grey slip. The rim has noticeably less pronounced swellings than the examples from *Haltern* (pl. XIV, 72 a, b), *Verulamium* (fig. 12, 8-10), and *N. Ferriby* (fig. 2, 4).
9. Rim of plate. Hard light grey ware.
Also from this pit, base of white ware butt beaker.

Native Ware

BUTT BEAKERS

10. Rim rounded and cordon beneath. Dark grey ware, firing brown on surface. Two zones decorated with vertical combing, bounded by cordons. Rest of surface polished.
11. Lower portion of large butt beaker. Cordon above base, multiple cordons round girth, with zones above and below decorated with deep vertical combing. Coarse grey-brown ware, firing sandy brown on surface. Reddish slip on base zone, brown above.
1 other very similar vessel.
12. Rim of weak form, triangular externally, hardly everted or bevelled internally. Grey-brown ware, firing sandy brown on surface. Cf. *Verulamium*, fig. 35, 54, c. A.D. 50.
13. Rim curving outwards. Sandy brown ware. 34
Large number of fragments of other butt beakers, mostly of coarse sandy brown ware.

MORTAR-LIKE VESSELS

14. Plain uncordoned form. Grey ware, smoothed externally.
15. Fragments of vessel with more pronounced rim, and place of cordon indicated by grooves. Grooves also above carination. Grey ware, polished externally.

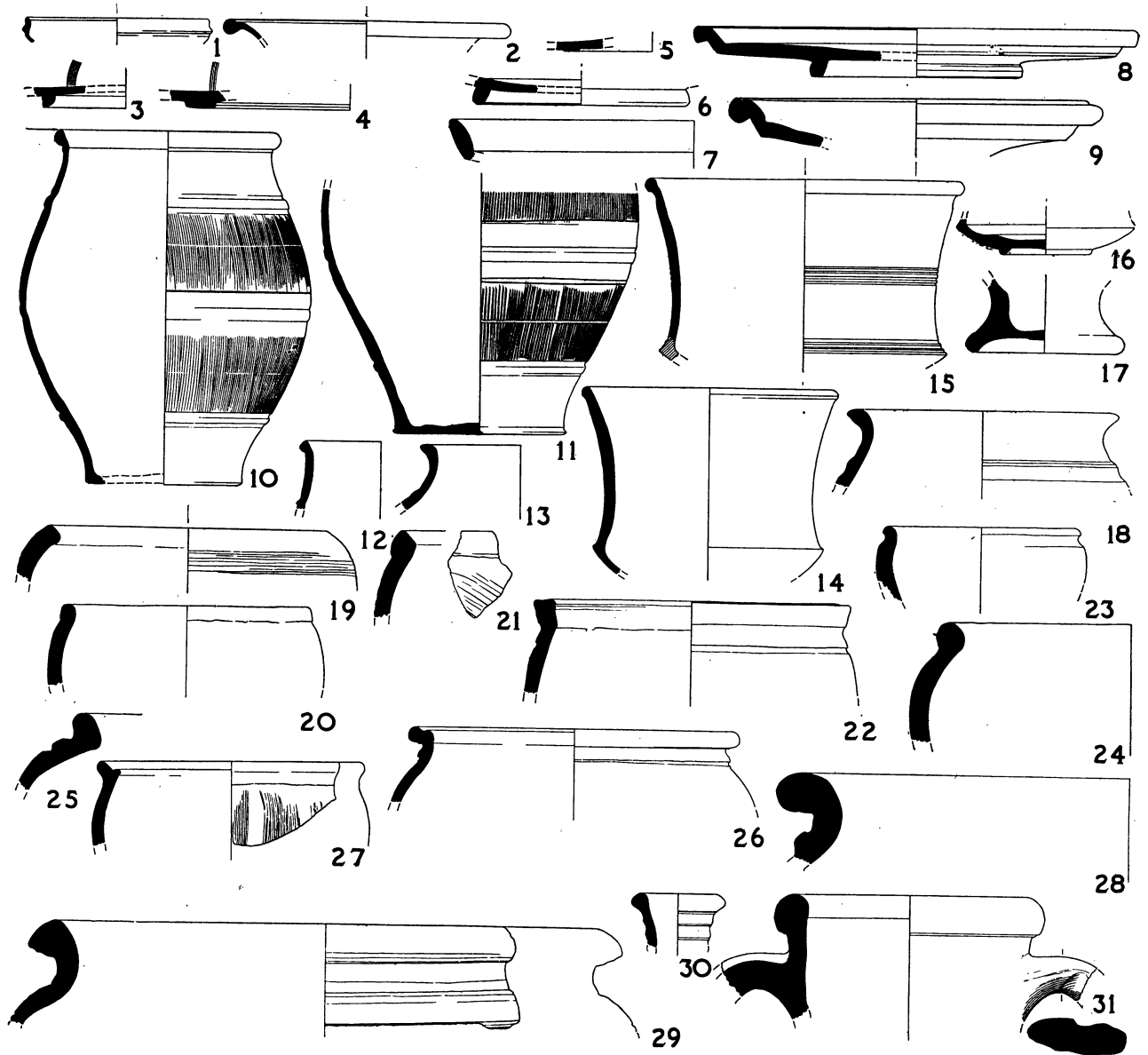


FIG. 36. Coarse pottery from Pit 4, Claudian-Neronian ($\frac{1}{4}$)

16. Base of vessel.

Fragments of large number of other similar vessels, mostly thick and coarse.

17. Base of pedestal of thick, heavy shape. Rather coarse dark grey ware, polished externally. Cf. Lexden (*Swarling*, pl. III, fig. 2), probably Claudian.

CORDONED BOWLS

18. Rim, with 2 (or more) cordons at base of neck. Grey ware, smoothed externally. Cf. *Camulodunum*, pl. LXXIV, 220 Bb.

Fragments of 3 similar bowls.

COARSE NATIVE WARE

19. Rimless cooking-pot, top curved in. Coarse black ware with white grits. Horizontal combing externally. Cf. *Salome Lodge*, pl. LX, 2.

20. Similar pot, with groove forming vestigial bead rim. Hand-made. Similar ware.

1 other similar rim.

21. Similar pot, similar ware. Decorated with oblique scoring.

22. Rather similar pot, rim flat on top and more upright. Hand-made. Similar ware.

23. Bead-rim pot. Similar ware. Hand-made, or roughly wheel-turned.

24. Heavier bead-rim pot, roughly wheel-turned. Similar ware.

25. Heavy pot, rim turned out. Deep groove on shoulder. Similar ware.

26. Less heavy pot, rim horizontal, grooved on top, cordon on neck. Similar ware.

27. Rim cooking-pot, cf. fig. 30, 12. Groups of faint vertical combings. Harder and less gritty ware.

STORAGE JARS

Of type A, 5 rims cf. fig. 29, 1, fig. 29, 2, and 1 similar rim fig. 29, 4 and fig. 29, 5, and 1 similar rim are from this level.

Of type D, fig. 29, 11, is from this level.

MISCELLANEOUS

28. Rim curved well over, short neck, cordon at base of neck. Light brown ware.

29. Short neck, projecting rim, triangular in section.

Roman Ware

30. Ring-neck jug. Orange-buff ware. Cf. fig. 28, 2.

31. Rim of amphora. Hard buff ware. Cf. *Verulamium*, fig. 13, 29, A.D. 5-35; *Haltern*, pl. XIII, 71.

Fragment of amphora, cf. fig. 33, 3. Buff ware.

Fairly numerous other fragments of Roman ware.

This pit includes a rather higher proportion of Roman ware than the others, and may therefore go down rather later.

Fig. 37

HOUSE J.W. I (see section P—Q, pl. xxxIII)

Native Ware

1. Upper part of girth beaker of rather bulbous form. Decorated with groups of vertical combing. Light-brown ware, polished externally. For decoration cf. *Camulodunum*, fig. 50, 3, and *Verulamium*, fig. 14, 33 a. The form is nearer *Haltern*, pl. xv, 87, which has a more curved wall than the other examples and similar decoration.

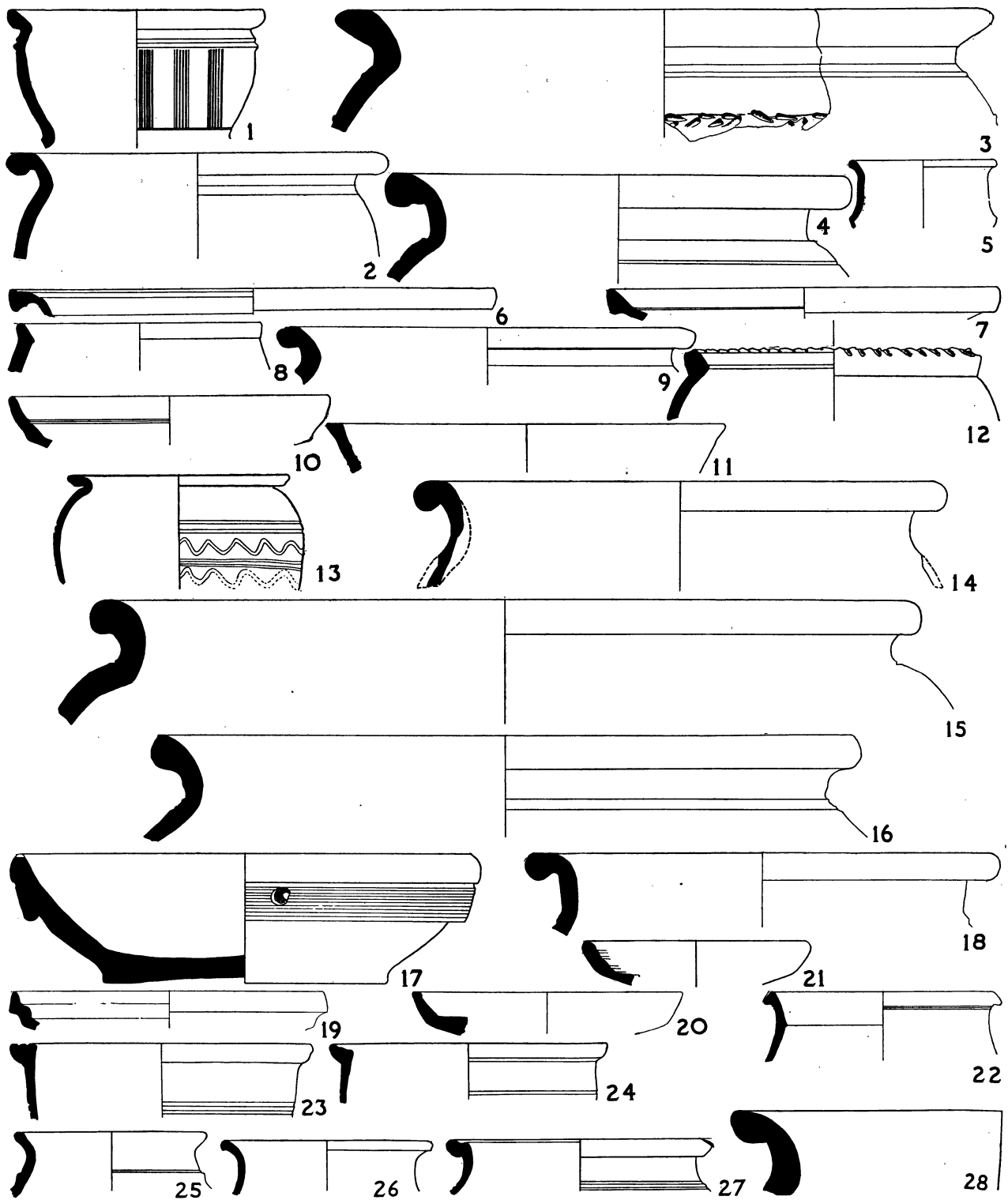


FIG. 37. Coarse pottery from House J.W. I-Ia, earliest Roman occupation (1-5); House SE. I, earliest Roman occupation (6-9); House SE. II, to A.D. 75-80 (10-16); House SE. IIa, Vespasian-Domitian (17-18); House SE. III, to A.D. 90-100 (19-28) ($\frac{1}{2}$)

STORAGE JARS

Type A

2. Small rim, rolled over. Red-brown ware. Cf. fig. 29, 4, but much smaller.

OCCUPATION ON FLOOR OF HOUSE J.W. I

Imported

- Rim of butt beaker cf. fig. 34, 23.
Fragment of *terra nigra* plate.

Native

- Rim of mortar-like vessel cf. fig. 34, 16.

MORTARIUM

Of type A

- 1 rim cf. fig. 18, 1.

STORAGE JARS

Type B

3. *Type A* rim rolled over, but not rounded. Stabbed chevron pattern on shoulder. Cf. fig. 29, 7.
4. Fairly high neck, rim rolled well over. Cf. fig. 29, 2.

HOUSE J.W. Ia

Imported

- Rim of *terra nigra* plate cf. fig. 34, 13.

Native

- 2 rims of butt beakers, of weak form, cf. fig. 34, 25.
Rim of imitation *terra rubra* plate. Whitish ware, orange-red slip inside and out.
5. Carinated bowl, probably late development of the mortar-like vessels. Light-brown ware, grey in centre at break.

This series of three levels seems to belong to the earliest years of the occupation of the site. The 1 non-native sherd, the mortarium rim of the type of fig. 18, 1, may belong to the earliest years of the Roman occupation.

HOUSE SE. I

Dating. Though exact parallels to the storage jars and cooking-pots are not found in the pits, the types are early ones, and there is nothing to suggest a much later date than the pits.

Imported Belgic

6. Rim of *terra nigra* plate with pendent lip. Hard whitish ware, grey slip. Cf. *Verulamium*, fig. 12, 9, A.D. 5-35; *Haltern*, pl. XIV, 72a, 11 B.C.-A.D. 16; *N. Ferriby*, fig. 2, 4, pre-Claudian. Several other sherds of similar ware.

Native

7. Imitation of *terra nigra* plate, cf. last form, with triangular lip. Grey ware, grey slip. Near *Verulamium*, fig. 22, 12, A.D. 5-35.
8. Rim of butt beaker, short and thick with no moulding externally. Red-brown ware, polished externally. Several other rather similar rims.

STORAGE JARS

Type A

9. Rather small rim, rolled well over, cf. fig. 29, 4.
Also 3 rims cf. fig. 29, 1.

Of type B, fig. 29, 6 is from this level.

COOKING-POTS

Of type A, fig. 30, 13 is from this level.

HOUSE SE. II

The mixture of native and Roman forms in the level is similar to that from *Brough IV* in the pits dated A.D. 56–76. The absence of the forms which are common on sites dating from A.D. 80 onwards, for instance reeded rim bowls, and the Vespasianic Samian, gives a terminal date of A.D. 75–80.

Imported

Several sherds of *terra nigra* plates. Fragment of hard pinkish ware butt beaker.

Native

10. Coarse imitation Belgic plate, ultimately derived from *Camulodunum*, pl. xiv, 13. Red-brown ware, grey in centre of break, light-brown polished slip.
Rim of butt beaker cf. fig. 34, 24.

COARSE WARE

11. Bowl with wall inclined out, flat-topped lip.
12. Bowl or cooking-pot with rim rounded externally, flattened on top, outer edge decorated with thumb-nail impressions. Coarse grey ware with white grit.

Roman Ware

The Samian (*Leicester 1936*, pl. II, 1–9) includes a considerable number of Vespasianic sherds. First appearance of rusticated ware and of roughcast ware. Roughcast ware is found as early as the Claudius–Nero period at *Richborough III*, pit 35, but rusticated ware does not occur there in the pits dating down to A.D. 75. It is, however, common in connexion with the early occupation of *Newstead*, and is found in the ditch of the early fort. It also occurs in early pits at *Brough IV* (pits I–III) dated A.D. 56–76, and in the Flavian occupation of the *Caerleon Amphitheatre*. The Leicester ware in this respect has northern and western associations. About half of the sherds in this level are of Roman ware.

MORTARIA

- Of type A*, fig. 18, 1 is from this level.
Of type B. 2, fig. 18, 6 is from this level.

EVERTED RIM JARS

Type A

13. Rim curved out flatly. Grey ware. Central zone decorated with wavy lines between double grooves. Cf. fig. 27, 2 (though rim not reeded). The same wavy line decoration is found in the example from the Claudian well at *Margidunum* (*Margidunum 1st Century Well*), and on a more wide-mouthed jar from *Brough IV* (fig. 10, 7) dated A.D. 56–76. For rim form cf. *Brough IV*, fig. 11, 33, A.D. 56–76.
Fig. 27, 1 is also from this level.

RING-NECK JUGS

Of *type A*, fig. 28, 1 is from this level.

STORAGE JARS

The jars from this level are of harder and less reddish ware than from the earlier ones.

Type A

14. Rim curved over. Rough surface. Cf. fig. 29, 4.

15. Similar jar, heavier. Smoothed surface. Cf. fig. 29, 5. 1 other similar rim.

Also 1 rim cf. fig. 29, 2.

Of *type B*, fig. 29, 7 is from this level.

Type E

16. Neck straight, rim only slightly thickened. Cf. fig. 29, 11.

HOUSE SE. IIa

The increased proportion of Roman ware gives a rather later date than the underlying level SE. II, but the few sherds of Samian, which are mainly Neronian (*Leicester 1936*, pl. II, 10-12), and the datable coarse ware sherds do not give a precise date. The level must be dated Vespasian-Domitian.

Imported Belgic

1 fragment of *terra nigra* plate.

Imitation Belgic

1 fragment of black-ware plate. 1 fragment of mortar-like vessel. A few fragments of butt beakers.

MORTARIUM

Type A

17. Rim folded back against side, bulge at top. Light-buff ware. Hole bored through top. Cf. fig. 18, 1.

NECKED JARS

Of *type A*, fig. 25, 2 is from this level.

EVERTED RIM JARS

Of *type B*, 2 examples cf. fig. 27, 13.

RUSTICATED WARE

Waster of a rusticated beaker, one of the very few wasters found on the site.

STORAGE JARS

Type A

18. Small rim, curved over. Hard ware. Cf. fig. 29, 4.

Also 2 rims cf. fig. 29, 1.

Of *type D*, 1 rim cf. fig. 29, 11.

COOKING-POTS

Of *type A*, 2 examples cf. fig. 30, 10.

The sherds from this level are predominantly Roman, with only a few examples of Belgic ware.

HOUSE SE. III

In this level there are still a few sherds of Belgic types, but only 3 fragments of imported vessels. The Samian again does not go beyond the Vespasianic period (*Leicester 1936*, pl. II, 13-26), but the appearance of reeded rim bowls, which first occur in this level, suggests a later date, since they are typical of sites dated A.D. 80-100 (see pp. 88-9). Necked bowls and necked jars also appear, and the general character of the pottery is distinctly more romanized. The terminal date may be A.D. 90-100.

Imported Belgic

19. Rim of *terra nigra* plate, in form intermediate between the type with pendent lip and that with upright walls. Hard whitish ware, grey glaze. Cf. *Camulodunum*, pl. XLIX, 8; *Hofheim*, pl. xxxvi, 97 Ab.

Also 1 fragment with upright wall, cf. fig. 34, 18, and 1 other fragment.

Imitation Belgic

20. Rim of plate, rather roughly made. Grey ware. Cf. *Camulodunum*, fig. 47, 20.
 21. Rim of plate with angles of earlier forms only marked by internal grooves. Grey ware, polished on surface.
 22. Butt beaker, rim triangular externally, bevelled inside, with offset at junction with wall. Sandy red-brown ware, polished externally.

Also rim of coarse bowl cf. fig. 34, 9.

PIE-DISH RIM PLATES

Of type A, 1 example cf. fig. 19, 1.

REEDED RIM BOWLS

Of type A, fig. 21, 7 is from this level.

Type C

23. Thick rim, convex beneath. Grey ware.
 24. Similar rim and ware.

23 and 24 cf. fig. 21, 12, which is from this level, with 2 other similar rims.
 This type of bowl only becomes common after about A.D. 80.

NECKED JARS

Type A

25. Rim curving outwards, cordon round neck. Grey ware. Cf. fig. 25, 1. 4 other similar rims.
 26. Short concave neck, slightly thickened rim. Grey ware. Fig. 25, 1, but rim slightly beaked. 1 other similar rim.

Type C

27. Short concave neck, rim thick and grooved on top. Grey ware. Cf. fig. 25, 9. 2 similar rims.
 Also 4 rims cf. fig. 25, 6.
 This type is Flavian (see p. 97).

EVERTED RIM JARS

- Of type A*, fig. 27, 6 is from this level, and 2 rims cf. fig. 27, 8.
Of type B, fig. 27, 13 and 1 similar rim are from this level.
Of type D, fig. 27, 30 and 1 similar rim are from this level.

STORAGE JARS

Type A

28. Neck curved, rim more pointed than any of the early ones, but not quite as oval in shape as type C. Near fig. 29, 2 with 1 other similar rim. Fig. 29, 3 is from this level.

Of type D, 1 rim cf. fig. 29, 11.

SE. IV

The Samian from this level goes down to the Trajanic period, but the majority is Flavian (*Leicester 1936*, pl. III, V. 27-56). A coin of Domitian was found. The coarse wares correspond in dating to the Samian. A considerable quantity of Flavian sherds are included, for instance reeded rim bowls, necked bowls of type D, everted rim jars of types B and C, and ring-neck jugs of type B. New forms, however, appear. The level marks the first appearance of cavetto rim and bead-rim jars, which can be dated to A.D. 100-10 (see pp. 98-9), of flanged bowls of type A which can be similarly dated (see p. 90). Of the mortaria rims found, types B. 2 and C appear before the end of the first century (see p. 72), but type D is very rare until the beginning of the second century, and may possibly be post-A.D. 110. The everted rim jars include a majority of types A and B, which are common Flavian types, but there are also 2 examples of type C, which is rare pre-A.D. 100, and common from A.D. 100-20 (see pp. 105-6). 1 example of a bead-rim jar, first found in Flavian-Trajan levels (see p. 103), occurs. The ring-neck jugs are common in the Flavian period and equally so in the Trajanic period, but the type becomes rare later. Poppy-head beakers only appear just before the beginning of the second century, and the type found is typical of the period up to A.D. 120.

All the evidence therefore points to a Trajanic date for the level.

*Fig. 38**Imitation Belgic*

1. Plate with plain curving wall and slightly thickened rim. Grey ware, polished dark-grey slip. Cf. *Camulodunum*, pl. XLIX, 16B.
2. Rather similar plate, lighter ware. Possibly an imitation of Samian form 18. Hard dirty-brown ware, surface polished.
3. Rather similar plate, with vestiges of angles of Belgic plate. Rather coarse dirty-brown ware, grey in centre of break.

MORTARIA

Of type B. 1, fig. 18, 2 is from this level.

Of type B. 2, fig. 18, 7 and 9 are from this level.

Of type C, fig. 18, 10 is from this level.

Of type D, fig. 18, 11 is from this level.

PIE-DISHES

Type A

4. Rim flat sharp, angle with wall not preserved to base. Grey ware, red-brown slip.
5. Similar rim, broader and more pointed.
6. Similar rim. Polished grey ware. No chamfer at base.

4-6 cf. fig. 19, 2. 3 other similar rims.

Also from this level, 2 rims cf. fig. 19, 1.

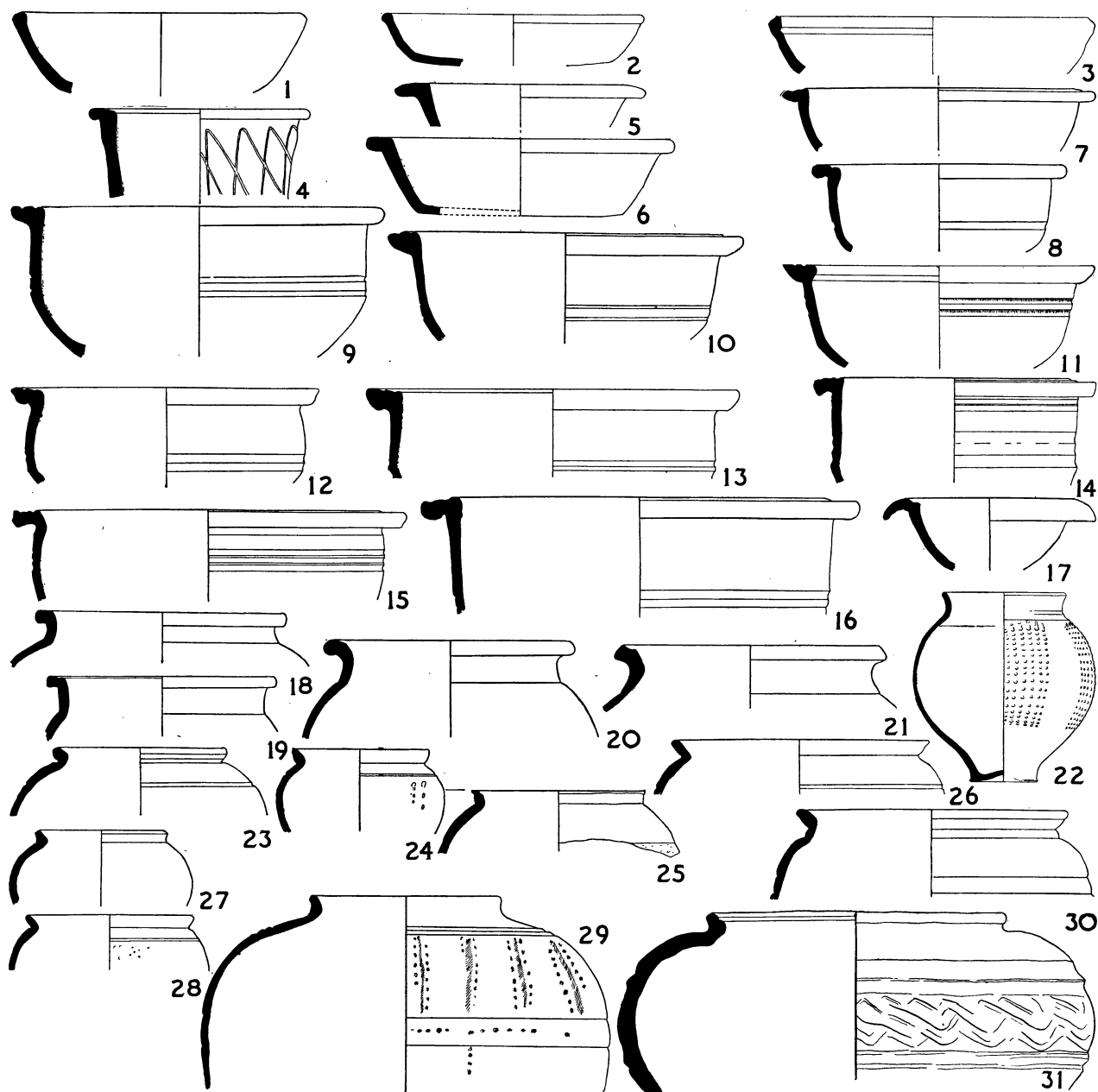


FIG. 38. Coarse pottery from SE. IV, Trajanic (¼)

REEDED RIM BOWLS

Type A

7. Thin rim, slightly concave above. Red-brown ware, micaceous slip.
 8. Similar rim, not concave. Grey ware. Groove at angle.
- 7 and 8 cf. fig. 21, 7. 6 other similar rims.
Fig. 21, 6 and 8 are also from this level.

Type C

9. Thick rim, convex beneath. 2 grooves above angle. Sagged slightly in firing. Grey ware.
 10. Similar rim and ware. 2 grooves at angle.
 11. Similar rim and ware. 2 grooves above angle.
- 9-11 cf. fig. 21, 12. 9 similar rims.

Type D

12. Rim not very broad, wall bulging. Grey ware. 2 grooves at angle.
 13. Rim broader, wide hollow at junction with wall, wall vertical. Grey ware. Groove at angle.
 14. Similar rim, smaller. Dark-grey ware. Groove at angle.
 15. Broad hollow beneath rim. Wall curved and not angular. Grey ware. 3 grooves high up wall.
 16. Narrow sharp-cut hollow beneath rim, wall high and gently curved. Grey ware. 2 grooves low down.
- 12-16 cf. fig. 21, 13, which is from this level, and also 12 other similar rims.

FLANGED BOWLS

Type A

17. Curved flange. Grey ware. Cf. fig. 22, 1, which was from this level.
- Also from this level, fig. 22, 2.
First appearance of this type of bowl.

NECKED BOWLS

- Of type D*, 1 rim cf. fig. 24, 8 is from this level.
Of type E, fig. 24, 14 and 2 similar rims are from this level.

MISCELLANEOUS BOWLS

Fig. 23, 4 is from this level.

NECKED JARS

Of type A, fig. 25, 1 is from this level, and 2 similar rims.

Type C

18. Short neck, small square rim. Grey ware, red-brown at break.
 19. Similar type, rather higher neck. Light-grey ware.
- 18 and 19 cf. fig. 25, 6. 3 other similar rims.
20. Rim rather heavier, and not so sharp cut. Grey ware. Cf. fig. 25, 7, which is from this level, with 16 other similar rims.
 21. Short neck, rim grooved on top. Grey ware. Cf. fig. 25, 8, which is from this level, with 16 other similar rims.

Of type E, fig. 25, 16 is from this level.

CAVETTO RIM JARS

Of type A, fig. 26, 3 and 2 similar rims are from this level.

Of type C, 1 rim cf. fig. 26, 7.

Of type D, 1 rim cf. fig. 26, 11.

This is the first appearance of this form. All the rims are of the small and not much curved type.

BEAD-RIM JARS

Fig. 26, 24 is from this level.

POPPY-HEAD BEAKERS

22. Fairly short neck, elegant form. Decorated with barbotined dots. Cf. fig. 26, 33, which is from this level, with 5 other similar rims.

EVERTED RIMS

Type A

23. Small, thick rim, folded well back. Smoothed grey ware. Girth groove on shoulder.

24. Similar rim and ware. Girth groove high up on shoulder with zone decorated by barbotine dots below.

23-4 cf. fig. 27, 6. 2 other similar rims also from this level.

25. Short rim square outside, flattish on top. Smoothed grey ware.

Cf. 27, 8 which is from this level.

Also fig. 27, 4 and 1 similar rim, and fig. 27, 7 and 2 similar rims, and 7 rims cf. fig. 27, 5.

Type B

26. Thin straight rim, inclined out. Smooth light-grey ware. Girth groove on shoulder. Cf. fig. 27, 11, which is from this level, and also 7 similar rims.

27. Small straight rim. Grey ware. Cf. fig. 27, 14. One other similar rim.

28. Small thin upright rim. Cream ware with olive-brown slip. Roughcast. This is the first appearance of colour-coated ware. Cf. fig. 27, 15, which is from this level, and also 5 other rims, 1 colour-coated and 4 pink with micaceous slip.

29. Small, fairly thin rim, nearly upright. Bright orange ware, polished internally and over rim. Decorated with lines and dots in white paint. Rim cf. fig. 27, 16 but shoulder flatter.

Also from this level, 8 rims cf. fig. 27, 13.

Type C

30. Rim high and thick, sloping out, cordon at base of rim. Grey ware red-brown at break. Girth grooves on shoulder. Cf. fig. 27, 19.

1 other similar rim from this level.

Of type D, fig. 27, 30 and 1 similar rim are from this level.

Of type H, 1 cf. fig. 27, 51.

MISCELLANEOUS JARS

31. Large jar, small everted rim, ridged for lid, not unlike cooking-pot rim. Ware firing pink on surface, grey core, cream slip externally. Girth decorated with incised wavy pattern between double angular grooves.

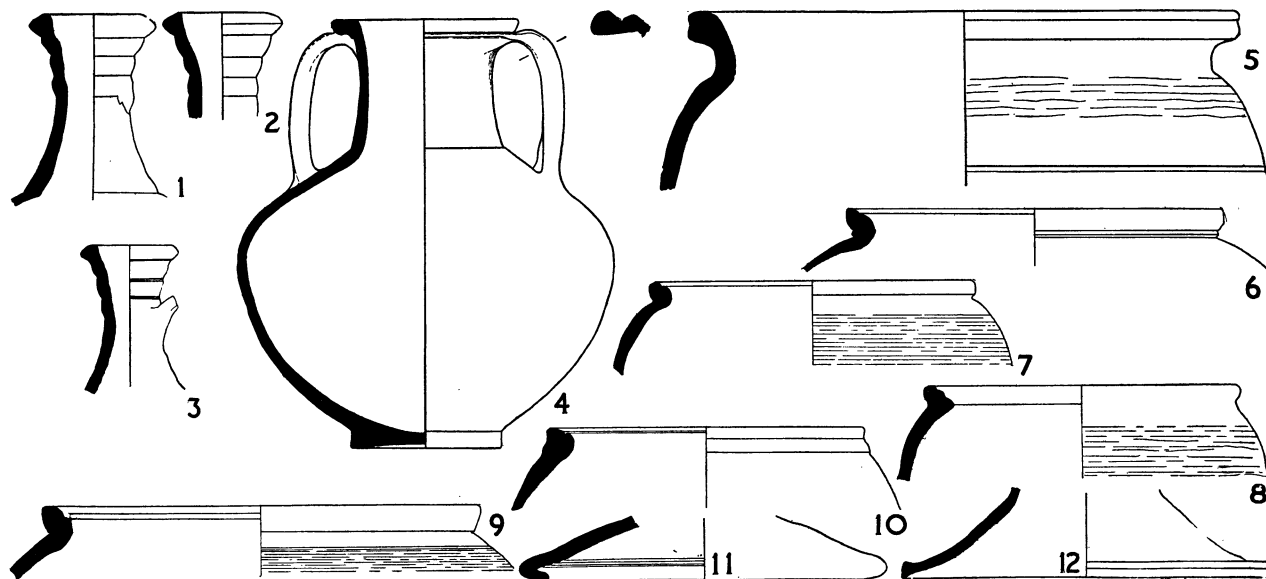
Fig. 39

RING-NECK JUGS

Type B

1. 4 fairly pronounced rings, neck tall. Light-buff ware.
2. Similar form, reddish-brown ware.
3. Similar, rims slightly flatter. Creamy-buff ware.

1-3 cf. fig. 28, 2. These are typical of this level, which is the first in which ring-neck jugs are common at Leicester. They are the only type in this level.

FIG. 39. Coarse pottery from SE. IV, Trajanic (*cont.*) ($\frac{1}{4}$)

FLAGON

4. Two-handled flagon, grey ware.

Of type A, fig. 28, 16 and 17 are from this level.

STORAGE JARS

Of type A, 1 rim cf. fig. 29, 1; 2 cf. 29, 2; 1 each cf. 29, 3 and 5.

Type B

5. Rather small jar, rim curved over. Cf. fig. 29, 6 with 1 other similar rim.

COOKING-POTS

Type A

6. Light pot, rim curved externally. Light red-brown gritty ware.
 7. Similar pot, rilled externally. Drab-grey gritty ware.
 8. Similar pot, rim reeded rather than recessed internally. Rilled externally. Light-grey ware.
- 6-8 cf. fig. 30, 11. 20 other similar rims.
Also from this level, 1 rim cf. fig. 30, 10.

Type B

9. Heavier pot. Rilled externally. Red-brown gritty ware.
10. Similar pot. Light red-brown ware, blackened externally.
9-10 cf. fig. 30, 14. 7 other similar rims.

LIDS

Of type A, fig. 31, 1 and 10 other fragments are from this level.

Type B

11. Rim folded sharply inwards. Grey ware. Grooves inside rim underneath. Cf. fig. 31, 4, which is from this level.
Fig. 31, 3 is also from this level.

Type C

12. Edge with slight groove. Smooth red-brown ware, grey in centre at break. Cf. fig. 31, 8, which is from this level, with 2 other similar rims.

Fig. 40

HOUSE N. I

The pottery from this level is rather scanty to give a close dating. The imitation form 37 is fairly certainly post-A.D. 80, and the form does not become common until the end of the century. On the other hand, the everted rim jars are confined to type A, while by A.D. 80 other types had become fairly common. A date of A.D. 80-90 is thus the most probable. A coin of Vespasian from this level would agree with this dating.

MISCELLANEOUS BOWLS

1. Bowl imitating Samian form 37. Grey ware. Central zone decorated with rouletted dots. No exact parallels to this bowl have been traced; the method of decoration with dots is unusual. Imitations in black or grey ware of form 37 are common, the principal period being the end of the first century and the beginning of the second. It does not seem, however, to become common until after the Flavian period. The only group including an example which is dated entirely to the Flavian period is one from *Caerleon Amphitheatre*, fig. 20, 34, which is, however, dated from associated pottery and not from position, since the actual level was laid down at a later date. No examples are definitely associated with the Flavian period at Newstead, though the Samian form from which it is copied is common. Groups which go down to A.D. 110 have, however, numerous examples, e.g. *Caerhun*, pre-A.D. 110, fig. 30, 247-8; *Caerleon 1926*, pre-A.D. 110, fig. 31, 61; *Caerleon 1927-9*, pre-A.D. 110, fig. 58, 196, 199, 200; *Caistor Pottery*, pit 10, A.D. 70-110, V. 8. It continued in use throughout the second century, e.g. *Caerleon Amphitheatre* with Hadrian-Antonine pottery, fig. 20, 35; *Wroxeter 1936-7*, mid-second century, fig. 11, 5; *Balmuildy*, Antonine, pl. XLIV, 12-15; *Birdoswald-Pike Hill*, Hadrianic period to A.D. 196-7, fig. 15, 60.

NECKED BOWLS

Of type E, fig. 24, 11 is from this level.

EVERTED RIMS

Type A

2. Rim turned sharply back, thick externally, reeded on top. Grey ware. Wall of pot rilled externally.

3. Similar rim and ware, not reeded on top. Rilling starts on shoulder.
2 and 3 cf. fig. 27, 2. 1 other similar rim from this level.
4. Rim nearly vertical outside, sloping internally. Grey ware. Girth groove on shoulder. Cf. fig. 27, 4. 1 other similar rim from this level.

Of type D, fig. 27, 29 is from this level.

LIDS

Type C

5. Edge slightly projecting up and down. Grey ware. Cf. fig. 31, 9.

HOUSE N. II

The Samian from this level includes Domitianic sherds (*Leicester 1936*, pl. vi, 57-8). The coarse pottery is again scanty in quantity, but the appearance of everted rim jars type C suggests a date towards the end of the first century. A terminal date of A.D. 95 may be suggested. (*Note*: the dates in years suggested for this level and the following two are slightly arbitrary, on the basis of a succession of short periods between the fairly closely dated levels N. I of c. A.D. 80-90 and N. V of A.D. 110-20.)

NECKED BOWLS

Of type B, fig. 24, 4 and 2 other similar rims are from this level.

Of type G, fig. 22, 20 is from this level.

MISCELLANEOUS

6. Bowl with high neck, rim turned out, double cordon on neck. Grey ware. Cf. *Caerhun*, fig. 33, 366, A.D. 80-120.

NECKED JARS

Of type C, fig. 25, 9 is from this level, and also 1 rim cf. fig. 25, 7.

EVERTED RIMS

Type A

7. Rim fairly upright, rounded externally, straight inside. Grey ware. Girth groove on shoulder, vertical polished lines above it. Cf. fig. 27, 4.

8. Rim thick and squat. Grey ware. Double-girth groove on shoulder. Cf. fig. 27, 3.

Also 1 rim cf. fig. 27, 6.

Of type B, there was 1 example each cf. fig. 27, 11, 13, and 14.

Of type C, fig. 27, 22 and 24 were from this level.

RING-NECK JUGS

Type B

9. Top ring thick and round, lower ones rather flat. Reddish-brown ware, cream slip. 1 example only, and first appearance of type common in I. Cf. fig. 28, 4.

10. 4 well-developed rings, top one flattened on top. Reddish-brown ware, cream slip. Near fig. 28, 2.

HOUSE N. IIa

The Samian from this level is predominantly Domitianic. The coarse pottery, such as it is, agrees with a late-first-century date, c. A.D. 100.

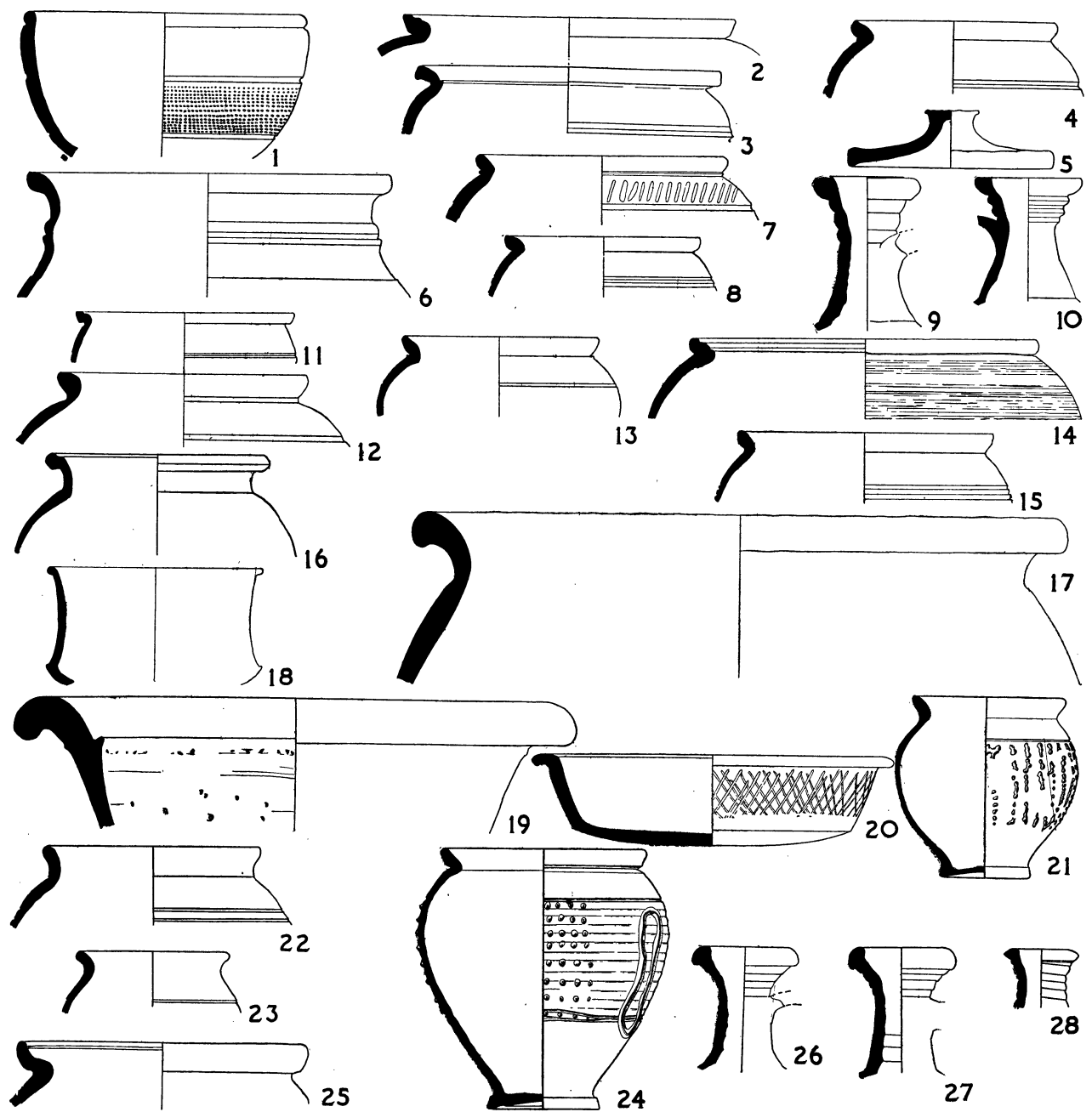


FIG. 40. Coarse pottery from House N. I, A.D. 80-90 (1-5); House N. II, to A.D. 95 (6-10); House N. II_a, to A.D. 100 (11-13); House N. III, to A.D. 105 (14-15); House N. IV, to A.D. 110 (16-18); House N. V, A.D. 110-20 (19-28) (‡)

EVERTED RIMS

Type A

11. Rim fairly square externally, hollowed beneath lip, bevelled to point internally. Grey ware. Girth groove on shoulder. Cf. fig. 27, 7.
 12. Rim high, thick and rounded. Light grey ware. Girth groove on shoulder. Cf. fig. 27, 5.

Type D

13. Rim slightly concave inside. Smoothed grey ware, red at break. Shallow girth groove. Cf. fig. 27, 29. 1 other similar rim from this level.

COOKING-POTS

Of type A, 2 cf. fig. 30, 11.

HOUSE N. III

The pottery is insufficient of itself to give a close date within the period late first-early second centuries, but is not inconsistent with a date of *c.* A.D. 105, which fits in with preceding and succeeding levels.

PIE-DISH

Of type A, 1 rim cf. fig. 19, 2.

NECKED BOWLS

Of type B, 3 rims cf. fig. 24, 4 are from this level.

EVERTED RIMS

Type A

14. Rim folded well back, reeded on inside. Rough grey ware. Shoulder rilled. Cf. fig. 27, 2.

Type C

15. Rim thin and straight. Smoothed grey ware. Girth grooves on shoulder. Cf. fig. 27, 19. 1 other similar rim from this level.

STORAGE JAR

Of type D, 1 rim cf. fig. 29, 11.

COOKING-POTS

Of type A, 2 examples, cf. fig. 30, 11.

HOUSE N. IV

Of the 2 sherds of Samian from this level (*Leicester 1936*, pl. VII, 65-6) 1 is Vespasianic and 1 Trajanic. The coarse pottery would agree with an early-second-century dating, to *c.* A.D. 110, since it includes cavetto rims which (see pp. 98-9) do not occur until the beginning of the second century.

REEDED RIM BOWLS

Of type B, fig. 21, 10 is from this level.

Of type C, 1 example cf. fig. 21, 12.

NECKED JARS

Of type A, 1 sherd cf. fig. 25, 1.

Type C

16. Short concave neck, rim fairly square, grooved on top. Grey ware. Cf. fig. 25, 8.

CAVETTO RIM JARS

Of type A, 1 rim each cf. fig. 26, 1 and 2.

Of type C, 1 rim cf. fig. 26, 8.

EVERTED RIM JAR

Of type C, fig. 27, 23 is from this level.

STORAGE JAR

Type A

17. Large jar, rim curved over. Hard grey ware, not gritty. Near fig. 29, 1, but concave beneath.

IMITATION BELGIC

18. Mortar-like vessel, considerably lighter and smaller than those from the pits. A transitional form to the carinated bowls (fig. 21, 1-4). Light-red ware, grey in centre at break, polished externally.

N. V

From this level came a coin of Trajan of A.D. 103-5 and 1 of Nero. The Samian is predominantly Trajanic (*Leicester 1936*, pl. VII, 67-9). The mortarium type D is a type which, though it occurs rarely before the end of the first century, is more common after A.D. 110 than before. The everted rim jars are predominantly of type C, which is rare before A.D. 100 or even 110. As an indication of a *terminus ante quem*, there are no typically Hadrianic types. The date of the level is probably A.D. 110-20.

MORTARIUM

Type D

19. Flange flaring, slightly curved at end. Light-buff ware. Cf. fig. 18, 11.

Fig. 18, 12 is also from this level.

PIE-DISHES

Type A

20. Rim slightly curving, angle with wall sharp. Dark-grey ware. Fairly acute-angled trellis pattern. Cf. fig. 19, 2.

2 other similar rims.

MISCELLANEOUS BOWLS

1 rim cf. fig. 23, 4 is from this level.

NECKED BOWLS

Of type D, fig. 24, 9 is from this level.

Of type E, 1 rim cf. fig. 24, 11.

NECKED JARS

Of type A, 1 rim cf. fig. 25, 1.

CAVETTO RIM JARS

Of type C, 1 rim cf. fig. 26, 8.

EVERTED RIMS

Of type A, 1 rim cf. fig. 27, 9.

Type C

21. Small beaker, fairly high, thick, straight rim. Smooth grey ware. Girth groove on shoulder. Central zone decorated with barbotine dots. Cf. fig. 27, 19.
22. Thick rim, curved slightly out. Smooth grey ware, girth grooves on shoulder. Cf. fig. 27, 23.
23. Similar rim. Smooth grey ware. Cf. fig. 27, 22.
 2 other similar rims from this level.
 Also from this level, fig. 27, 20 and 2 similar rims and fig. 27, 26 and 1 similar rim.

Type D

24. Beaker with fairly high rim, inclined out. Girth groove on shoulder. Central zone decorated with barbotine dots and circles. Cf. fig. 27, 29.

Of type H, there was 1 example, cf. fig. 27, 52.

Miscellaneous

25. Heavy rim, curved backwards, and recessed for lid. Grey ware.

RING-NECK JUGS

Type B

26. Neck tall, top ring round, rest flatter. Reddish-buff ware, thin cream slip.
27. Similar neck, creamy-buff ware, buff slip.
 26 and 27 cf. fig. 28, 4, which is from this level.
 Also fig. 28, 5 and 5 necks cf. fig. 28, 2.
 This type appears in N. II, but is only common now.

Type D

28. Top ring angular, lower ones very flat. Creamy-buff ware. Cf. 28, 8. 1 other similar neck.

Miscellaneous

Fig. 28, 14 is from this level.

I

The pottery from this level included an appreciable quantity of early material, since there was considerable importation of soil to raise the level on the south side and south-east corner (see p. 20 and sections, pls. xxxi-xxxiii). The soil came partly from the wide foundation trenches of the Forum walls, and probably partly from levelling of the site, particularly in the central courtyard area, where the earlier levels which existed at the sides had disappeared. The pottery is fully illustrated, but the occurrence of types cannot be taken as evidence for their continuance in use. From the point of view of dating evidence it is the inclusion of types not found in earlier levels, or of an increased proportion of types beginning to occur in them, which is of importance.

The coin evidence is not helpful. The only securely stratified ones were 3 of Nero, 3 of Vespasian, and 2 of Domitian. The Samian (figs. 5 and 6), while including a majority of sherds of the Flavian period, has an appreciable quantity of Hadrianic types. One sherd (fig. 6, 16) is possibly of Hadrian-Antonine date.

The most common type of mortarium is B. 2, which, as has been shown (see p. 77), is commonest in the period up to A.D. 120, and continues in use up to A.D. 160. Types C and D, which are also represented, had a similar range in date. The examples of type B. 1 probably represent the earlier material incorporated in the filling.

The dishes include, besides the early types (fig. 41, 23 to 26), examples of straight-sided dishes, type A, which does not seem to appear until after A.D. 120, and of bead-rim dishes which appear at the beginning of the second century.

A new type which appears in this level is that of the carinated bowl. This, however, does not give any help for dating, since it is apparently a Leicestershire type, and has no close parallels on a dated site.

This is the first level in which pie-dishes appear in any quantity, and the first in which type B occurs at all, type A being much more common than type B. On other sites this occurs in groups dating to A.D. 110 or 120.

Flanged bowls of type A, which first appear in Trajanic levels, are fairly common, and there is 1 example of type B, which is a coarser development, of which the date is not well documented.

Reeded rim bowls are still very common, which is in strong contrast to Antonine levels in the north, though, as shown on pp. 88-9, they probably continued in use later in the south, until at least A.D. 140-60.

The everted rim jars are marked by a predominance of type C (73 examples as against 49 of A and 48 of B) which had first become common in N. V. There are also 25 examples of the allied type E, which first appears in this level. Types G and J also appear for the first time in this level. Type G on other sites appears by A.D. 110-20 (5 examples from dated groups cited on p. 108), but is not apparently common until after that date. Type J is a type much more common in the later levels.

The cavetto rim jars contain a very great majority of those types which are common by A.D. 110-20 (23 of type A, 8 of type C, and 26 of type D). There are also 2 examples of type E which (see p. 101) just appears by A.D. 120.

The ring-neck jugs still contain a majority of type B, which on other sites goes out of use by c. A.D. 140 (see p. 109), but there is an increased proportion of type D, which, though it appears by the beginning of the second century (4 examples cited which are pre-A.D. 120), is more common from A.D. 120 onwards. Type C, which on other sites appears between A.D. 120 and 160, first appears in this level.

The storage jars are marked by the introduction of types E and F with the rims pointed on top, but as parallels from dated levels are hard to find, no help is given in dating the level.

The evidence of the coarse wares is thus consistent. In all forms the majority of examples are close to those from earlier levels. A number of new types are included, which, as far as they can be dated, appear on other sites round about A.D. 120. As evidence as a *terminus ante quem*, there is an absence of typically Antonine forms, e.g. the mortaria, cf. *Verulamium Kiln*, fig. 3, types I-M (A.D. 120-60) and *Wroxeter 1936-7*, period I (Hadrian-early Antonine), fig. 9, 14, and of later forms cavetto-rim jars and ring-neck jugs of type E, which (see p. 111) begin to appear by A.D. 140. The inclusion of an appreciable amount of Hadrianic Samian, which would not presumably have reached a place like Leicester at the very beginning of the period, suggests a date of A.D. 125-30 for the building of the Forum, while the 1 Hadrian-Antonine Samian fragment may bring it down slightly later.

Fig. 41

MORTARIA

Type D

1. Rim hooked down at end. Orange-buff ware.
2. Similar rim. Light-buff ware. Stamp of G. ATTIVS MARINVS (see fig. 58, 2b).
3. Similar rim. Light-buff ware, patchy orange slip. Stamp of ALBINVS (cf. fig. 58, 1a and 1b).
1-3 cf. fig. 18, 12. 8 other similar rims.
4. Rim hooked under at end. Orange-buff ware.
5. Similar rim, large. Orange ware. Stamp of G. ATTIVS MARINVS (see fig. 58, 2c).
4 and 5 cf. fig. 18, 13.

Type B. 1

6. Flange not very broad. Orange-buff ware. Cf. fig. 18, 2. 4 other similar rims.
7. Fairly broad flange, rising slightly above bead. Creamy-buff ware.
8. Similar rim, heavier. Orange-buff ware. Stamp of GENIALIS (see fig. 58, 8).
9. Similar rim. Creamy-buff ware. Stamp of COERTVTIN (see fig. 58, 3).
7-9 cf. fig. 18, 3, which is from this level. 3 other similar rims.

Type B. 2

10. Broader flange. Orange-buff ware. Stamp of REVS (see fig. 18, 16).
Cf. fig. 18, 9. 5 other similar rims.
11. Broad flange. Buff ware. Cf. fig. 18, 8, which is from this level.
12. Flange with short horizontal portion, curving obliquely. Buff ware, orange slip. Stamp of CRESCENS (see fig. 58, 4), cf. fig. 18, 4. 1 other similar rim.
13. Broad flange, end curved down. Dirty-brown ware. Stamp of SOLLVS (see fig. 58, 17).
14. Fragment of similar rim. Light-buff ware. Stamp of DOCCAS? (see fig. 58, 6).
13 and 14 cf. fig. 18, 5, which is from this level. Also 4 other similar rims.

Type C

15. Broad flange, sloping slightly down. Light-buff ware.
Cf. fig. 18, 10.

PIE-DISHES

Type A

16. Fairly narrow rim, angle with wall sharp. No chamfer at base. Dark-grey ware. Acute-angled trellis pattern externally.
17. Similar rim, shallower dish. No chamfer. Dark-grey ware. Similar trellis pattern.
18. Similar rim, chamfer at base. Dark-grey ware. Similar trellis pattern.
16-18 cf. fig. 19, 2.
10 other similar rims not preserved to base.
19. Fairly broad rim, slightly curved. Chamfer at base. Grey ware. Acute-angled trellis pattern externally.
20. Similar rim and chamfer. Grey ware. No pattern.
21. Similar rim, base not preserved.
19-21 cf. fig. 19, 1.
6 other similar rims, not preserved to base.
Also from this level, fig. 19, 3 and 3 similar rims and fig. 19, 5.

All these rims have a sharp angle internally with the wall, and externally usually also a sharp angle, sometimes slightly concave.

Type B

22. Thick short rim, rounded beneath externally. No chamfer. Grey ware, grey-brown surface internally.
Cf. fig. 19, 12, which is from this level with 2 other similar sherds.
These thickened rims are thus very much in the minority in this level.

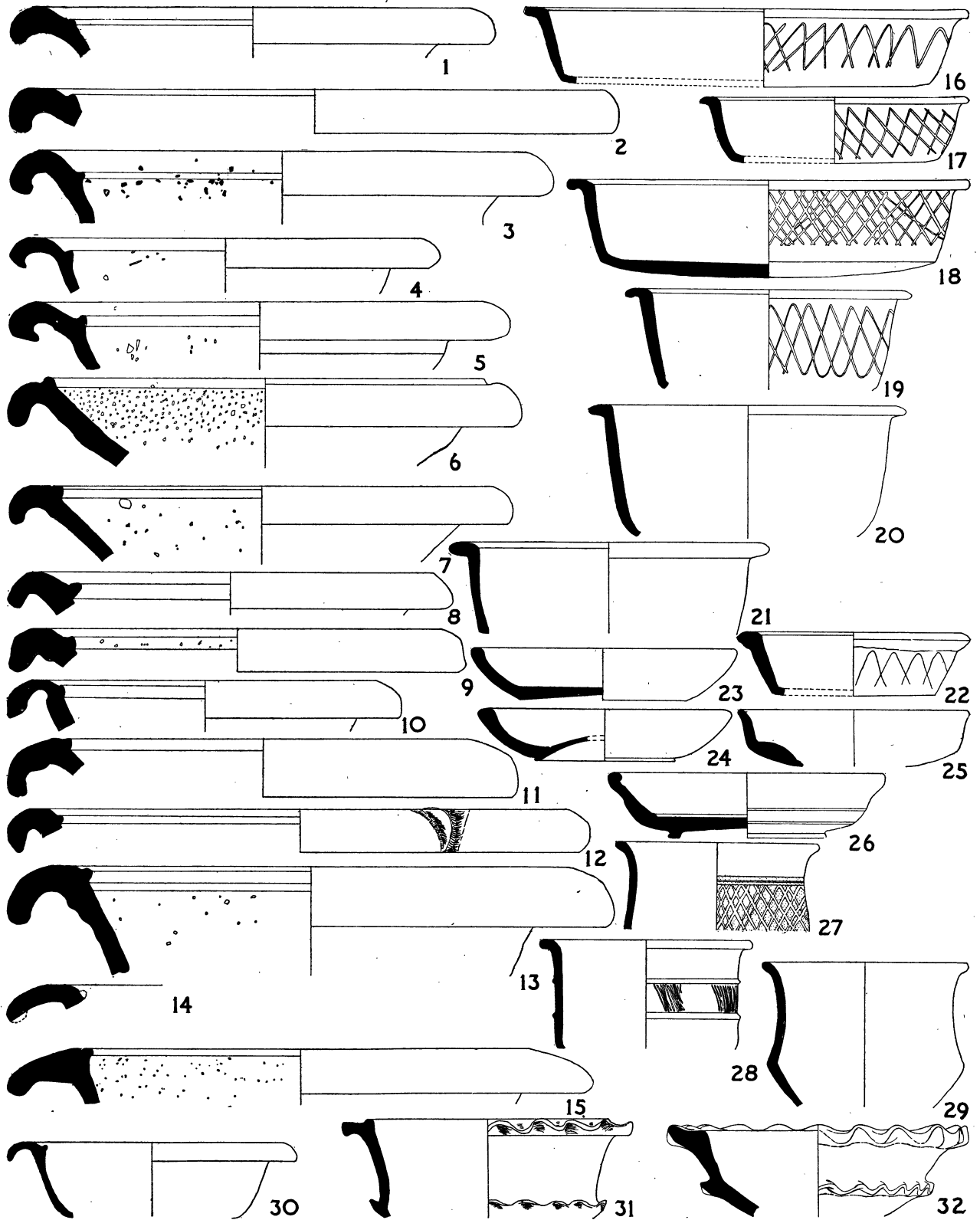


FIG. 41. Coarse pottery from deposits contemporary with Forum (I), to A.D. 125-30 (4)

STRAIGHT-SIDED DISHES

Of type A, fig. 20, 1 and 1 similar rim are from this level.

This is the first appearance of the later type of dish which does not show close affinities to the Belgic plates.

BEAD-RIM DISHES

1 rim each cf. fig. 20, 7 and 11.

First appearance of this type of dish.

MISCELLANEOUS DISHES

23. Dish with curved oblique sides. Pinkish ware, polished externally. Probably eventually derived from a Belgic plate.
24. Dish with curved oblique sides, concave base. Light-grey ware.
25. Dish with straight walls, and bulges representing mouldings. Grey ware, polished on surface. A very degenerate Belgic dish, even more so than fig. 37, 20, in entirely Roman ware.
26. Dish with curved sides, rim thickened inwards, low foot-ring. Light-grey ware. Derived from Belgic prototype.

These dishes are typical of those which appear in many early levels, cf. *Caerleon 1926*, A.D. 70-110, fig. 31, 64-6, *Haltwhistle*, Trajanic, pl. v, 9-10, &c.

CARINATED BOWLS

Type A

27. Elegant, with 2 grooves beneath plain neck, zone below decorated with polished trellis pattern. Grey ware.
28. Similar bowl, plain neck, with below zone decorated with groups of incised lines, between raised bands. Grey ware, red-brown at break.
27 and 28 cf. fig. 21, 1, which is from this level, with 10 similar rims.
29. Rather coarser bowl, no decoration. Brown ware, firing grey on surface. Cf. fig. 21, 2. 1 other similar rim, wall cordoned, with hatched decoration.

FLANGED BOWLS

Type A

30. Broad, gently curving flange. Grey ware, orange slip, polished internally and on rim. Cf. fig. 22, 1. 4 other similar rims.

Of type B, 1 rim cf. fig. 22, 6.

TAZZAS

31. Upper portion of tazza, pie-crust flange at rim and angle. Light-buff ware. Blackened with soot inside.
32. Upper part of tazza, large. Similar decoration and ware, and similarly blackened.

Fig. 42

REEDED RIM BOWLS

Type A

1. Rim rather down-bent, wall inclined in. Grey ware. 2 grooves high up and 1 on girth.
2. Thin flange, wall inclined in. Red-brown ware, micaceous slip. 2 grooves high up.
3. Broad flange, wall inclined in. Pinkish ware. 2 grooves above angle.

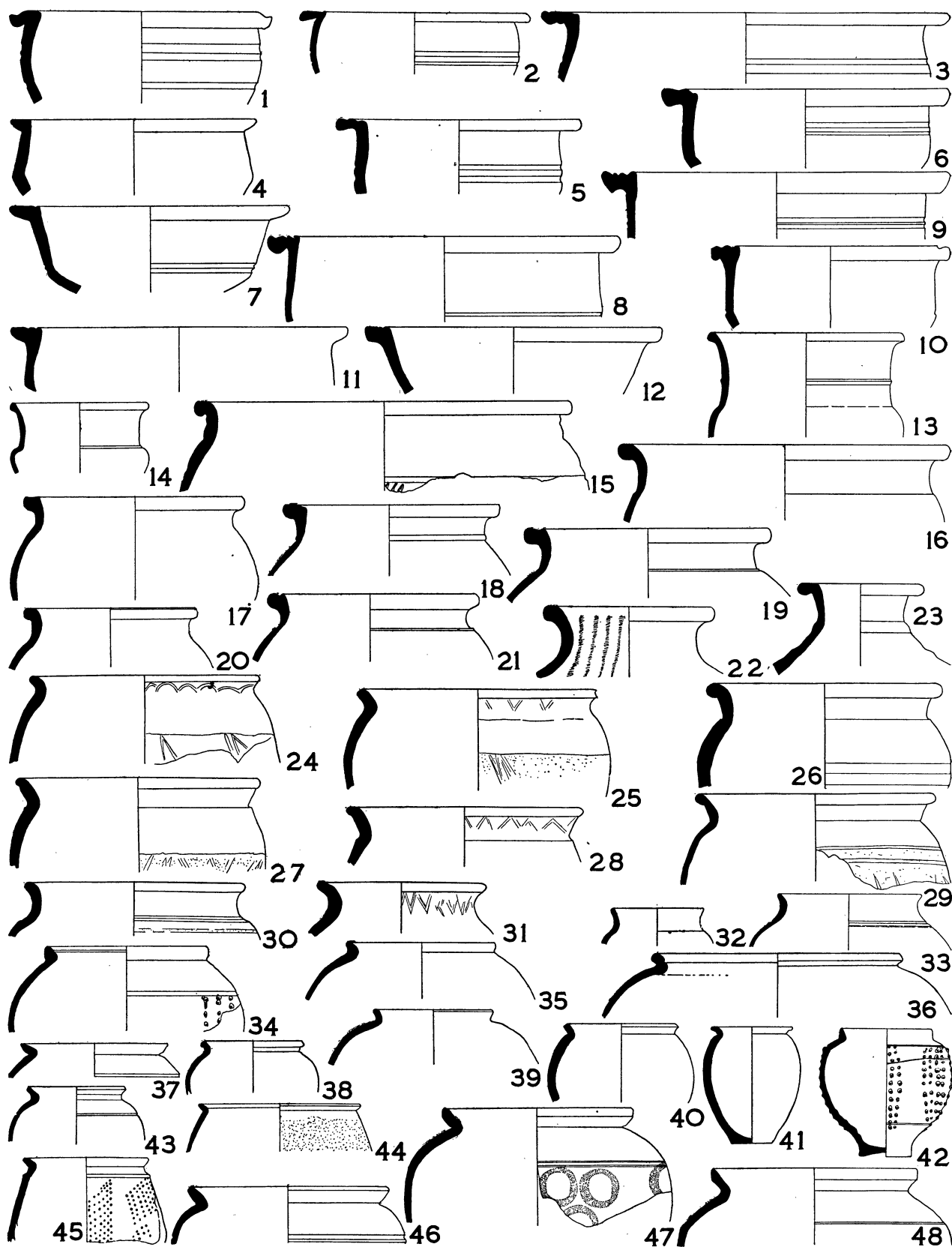


FIG. 42. Coarse pottery from deposits contemporary with Forum (I), to A.D. 125-30 (cont.) (1)

4. Narrow flange, rather thicker than other examples, wall inclined in. Grey ware.
1-4 cf. fig. 21, 6. 8 other similar rims.
5. Thin horizontal flange. Grey ware, red-brown at break. 2 grooves above angle. Cf. fig. 21, 7. 12 other similar rims.
6. Horizontal rim, wall inclined slightly out. Grey ware. 2 grooves high up.
7. Similar rim and ware. 2 grooves above angle.
6 and 7 cf. fig. 21, 9, which is from this level, with 28 similar rims.
Also 1 rim cf. fig. 21, 8.

Of type B, 16 rims of 21, 11.

Type D

8. Broad rim, narrow hollow at junction with wall. Grey ware.
9. Rim thick at edge, broad hollow beneath. Grey ware. 2 grooves above angle.
11-12 cf. fig. 21, 13. 20 other similar rims.

Type C

10. Thick rim. Grey ware. Shallow groove above angle.
11. Similar rim and ware.
11 and 12 cf. fig. 21, 12. 13 other similar rims.

Type E

12. Thick rim, concave on top. Grey ware. Cf. fig. 21, 16, which is from this level, with 7 other similar rims.
Also 2 rims cf. fig. 21, 15.

NECKED BOWLS

Type A

13. Bowl with high neck, cordon on it. Light-orange ware, polished externally. Cf. fig. 24, 1.
14. Small bowl, marked shoulder. Grey ware. Cf. fig. 24, 2. 3 other similar rims.

Type B

15. Large bowl. Grey ware. Near fig. 24, 5, which is from this level, with 6 other examples.

Type E

16. Fairly high neck, shoulder slightly marked. Grey ware. Cf. fig. 24, 12, with 3 other similar rims.
Also 1 example cf. fig. 24, 11 and fig. 24, 15 and 9 similar rims.

NECKED JARS

Of type A, 1 rim cf. fig. 25, 1.

Type C

17. Short concave neck, sharp-cut rim. Grey ware. Cf. fig. 25, 6. 10 other similar rims.
18. Similar rim, heavier. Grey ware. Cf. fig. 25, 7. 14 other similar rims.
19. Similar rim, heavy, grooved on top. Grey ware. Cf. fig. 25, 8. 16 other similar rims.
Also 3 rims cf. fig. 25, 9, and 6 cf. fig. 25, 10.

Type D

20. Curved neck, small rounded rim. Grey ware. Cf. fig. 25, 12, which is from this level, with 6 other examples.

Also fig. 25, 11 and 14 other similar rims, and fig. 25, 13 and 1 similar rim.

Type E

21. Neck curved, rim thickened, and slightly ridged inside. Near fig. 25, 16, with shorter neck. 7 other rims cf. fig. 25, 16.

22. Jar with high concave neck. Red-brown ware. Cf. fig. 25, 19, with 1 other example.

23. Similar jar, rim more angular and undercut. Red-brown ware. Near fig. 25, 18, which is from this level, with 4 other similar rims.

Also from this level, fig. 25, 20; 5 rims cf. fig. 25, 17; 1 cf. fig. 25, 21, and 2 cf. fig. 25, 24.

CAVETTO RIMS

Type A

24. Small, slightly curved rim, shoulder hardly bulging. Polished dark-grey ware. Wavy pattern on neck. Rubbed trellis pattern on girth. Cf. fig. 26, 3, which is from this level, with 3 other similar rims, 1 with wavy pattern and 2 without.

25. Small rim, hardly curved, shoulder hardly bulging. Polished dark-grey ware. Wavy pattern on neck, trellis on girth. Cf. fig. 26, 1.

11 similar rims from this level, 4 with wavy pattern and 7 without. Also 5 cf. fig. 26, 2, none with wavy pattern, and 26 cf. fig. 26, 4, none with wavy pattern.

Of *type C*, fig. 26, 9 and 4 similar rims; 3 rims cf. fig. 26, 7, and 1 cf. fig. 26, 8 were from this level. The majority of this last group of rims had not got a wavy pattern on the neck.

Type D

26. Straight rim with slight bead at edge. Light-grey gritty ware.

27. Similar rim and ware.

28. Similar rim. Dark-grey polished ware.

26-28 cf. fig. 26, 10, which was from this level, and 16 more similar rims.

29. Fairly short thin straight neck, slight bead. Hard grey ware. Cf. fig. 26, 11, which was from this level, with 5 similar rims.

Fig. 26, 12 is also from this level.

Type E

30. Rim high and distinctly curved. Grey rather gritty ware.

31. Similar rim. Dark-grey polished ware. Wavy pattern on neck.

30 and 31 cf. fig. 26, 16. These 2 rims appear to be the most advanced types in this group.

BEAD-RIM POTS

4 examples of bead-rim pots cf. fig. 26, 24 from this level.

POPPY-HEAD BEAKERS

32. Fairly high and fine rim. Light-grey ware, polished externally cf. fig. 26, 33, with 2 similar rims.

33. Fairly high rim, rather thick and bevelled off internally. Grey ware, polished externally. Cf. fig. 26, 36, which is from this level.

Also from this level fig. 26, 35 with 2 similar rims, and 1 cf. fig. 26, 34.

EVERTED RIMS

Type A

34. Short rim, sloped back inside to sharp edge. Grey ware, polished outside and on rim inside. Girth groove on shoulder, below which zone decorated with groups of barbotine dots.
35. Similar rim. Grey ware, red-brown at break.
34 and 35 cf. fig. 27, 4. 29 similar rims from this level.
36. Short rounded rim. Grey ware. Cf. fig. 27, 7. 7 other similar rims from this level.
Also from this level, fig. 27, 3 and 7 similar rims; 1 rim each cf. fig. 27, 2 and 8; 2 cf. fig. 27, 5; 5 cf. fig. 27, 6, and 3 cf. fig. 27, 9.

Type B

37. Thin rim, sloped well back. Light-grey ware. Girth groove on shoulder. Cf. fig. 27, 11. 9 other similar rims.
38. Very short, thickish rim, slightly curved back. Light-grey ware. Girth groove on shoulder, cf. fig. 27, 13. 26 other similar rims.
39. Very short straight rim. Light-grey ware, polished outside and on rim inside.
40. Similar rim. Grey ware.
41. Small pot with similar rim. Pink ware.
39-41 cf. fig. 27, 14. 8 similar rims.
42. Small pot with short upright rim, marked shoulder. Decorated externally with groups of barbotined dots. Grey ware.
43. Short thin pointed rim. Pink ware, micaceous slip outside and on lip outside. Girth groove on shoulder.
44. Similar rim. Buff ware, olive-green coat inside and out. Body roughcast.
42-4 cf. fig. 27, 15. 4 similar rims.
45. Short nearly upright rim, fairly pointed. Dark-grey ware. Body decorated with groups of barbotine dots, cf. fig. 27, 16, which was from this level, and also 8 similar rims.
Also 2 rims each cf. fig. 27, 10, and fig. 27, 12, and 1 cf. fig. 27, 18.

Type C

46. Rim fairly high, inclined slightly out. Light-grey polished ware. Girth groove on shoulder. Cf. fig. 27, 20. 8 similar rims.
47. Rim high and thick, but edge thin. Dark-grey polished ware. Girth groove on shoulder, and zone below decorated with circles of thinned clay. Cf. fig. 27, 23.
13 similar rims.
48. Rim high, thickened at middle, pointed at edge. Grey polished ware. Cf. fig. 27, 24. 7 other similar rims.

Fig. 43

1. Rather small rim, nearly upright, and slightly concave internally. Light-grey polished ware. Girth groove on shoulder. Groups of barbotine dots below.
2. Similar rim. Dark-grey ware. Body rusticated.
1 and 2 cf. fig. 27, 25, which was from this level, and also 12 other similar rims.
3. Small pot, rim more concave than last. Orange-brown ware, polished internally, cf. fig. 27, 27, which was from this level, with 2 other similar rims.
Also from this level, 7 rims, cf. fig. 27, 19, fig. 27, 21 and 4 similar rims; 7 rims cf. fig. 27, 22; 11 rims cf. fig. 27, 26, fig. 27, 28, and 8 similar rims.

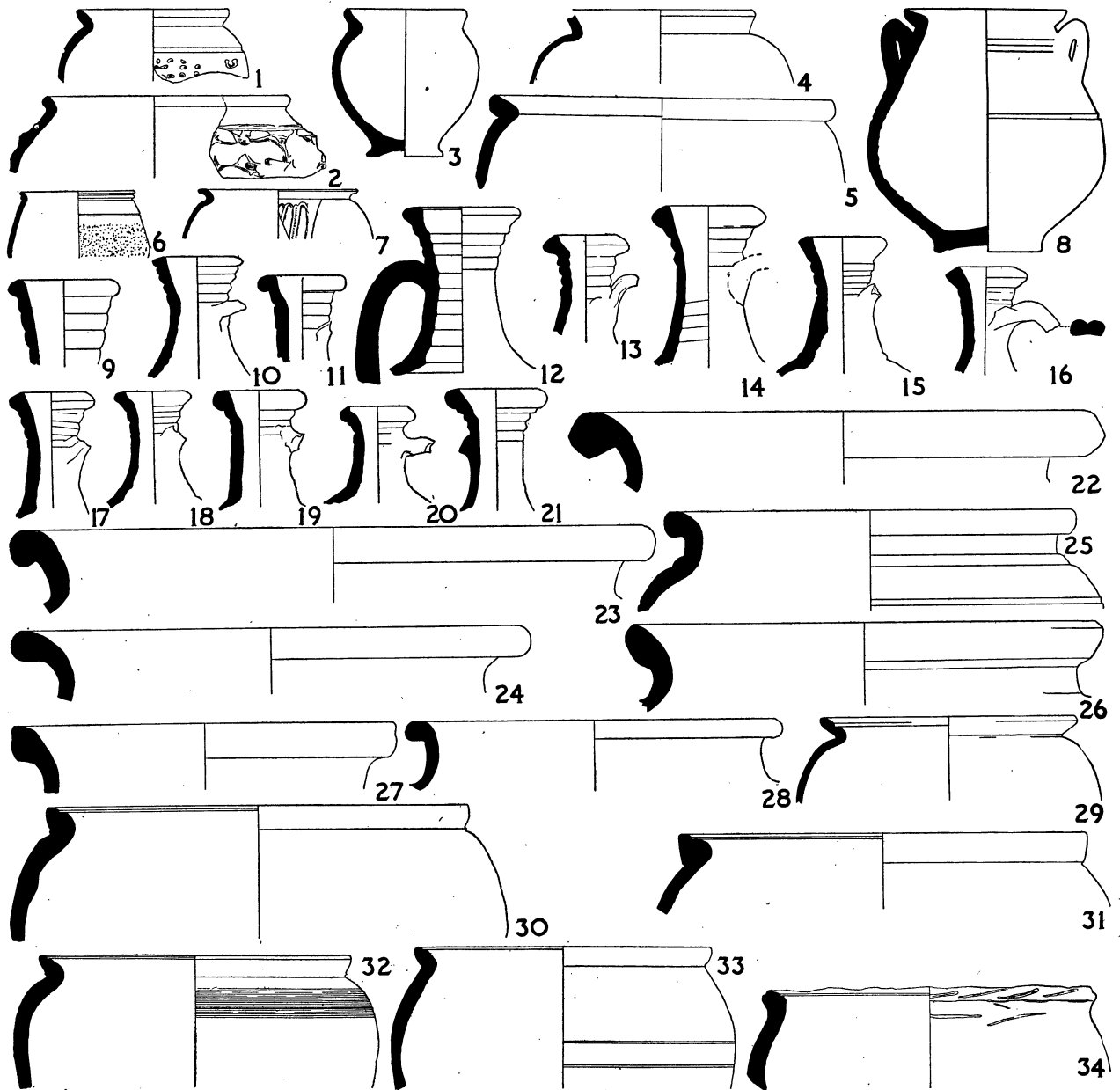


FIG. 43. Coarse pottery from deposits contemporary with Forum (I), to A.D. 125-30 (*cont.*) ($\frac{1}{4}$)

Of type D, 4 rims cf. fig. 27, 29 and 5 rims cf. fig. 27, 30.

Type E

4. Rim fairly small, thickened at edge. Grey polished ware. Cf. fig. 27, 31, which was from this level, and 23 similar rims.

Of type H, fig. 27, 51 and 4 similar rims, and 2 cf. fig. 27, 52 were from this level.

Type J

5. Thick rim, flattened on top. Coarse grey ware. Cf. fig. 27, 56, which was from this level, and 7 other similar rims.

Type G

6. Small rim, square outside, bevelled inside. Buff ware, brown colour-coat. Body roughcast. Cf. fig. 27, 49. 4 similar rims.

7. Small rim, curved outwards. Buff ware, brownish-black colour-coat. Decorated with barbotine lines. For rim shape cf. fig. 32, 17, but this is not Castor ware. Also 1 rim cf. fig. 27, 50.

Miscellaneous

8. 2-handled pot, rim turned back flatly. Light-buff ware. Grooves round shoulder and above bulge.

RING-NECK JUGS

Type B

9. Tall neck, well-developed rings. Buff ware, orange slip.
 10. Similar neck. Creamy-buff ware.
 9 and 10 cf. fig. 28, 2.
 11. Top ring pronounced, rest rather flat. Buff ware.
 12. Similar neck. Buff to orange-buff ware.
 11 and 12 cf. fig. 28, 4. 9 other similar rims.
 13. Top ring pronounced, rest still well developed. Light-buff ware.
 14. Similar neck and ware.
 15. Similar neck, buff ware.
 13-15 cf. fig. 28, 3. 6 other similar rims.
 Also 1 example cf. fig. 28, 5.

Type D

16. Neck fairly high and spreading, rings hardly indicated. Reddish-brown ware, buff slip.
 17. Similar neck. Buff ware, orange slip.
 18. Similar neck. Reddish-brown ware, buff slip.
 16-18 cf. fig. 28, 8. 2 other similar necks.
 19. Top ring thick and rounded, lower ones hardly more than lines, neck rather clumsy. Orange-buff ware, orange-brown slip.
 20. Similar neck, light-buff ware.
 19 and 20 cf. fig. 28, 9. This is the first appearance of this type, which only becomes common in V.

Type C

21. Wide mouth, slender neck, fairly straight. Buff ware. Cf. fig. 28, 6.

FLAGONS

Of type A, fig. 28, 18, 19, and 20 and 1 example cf. fig. 28, 16 are from this level.

STORAGE JARS

Type A

22. Heavy rim, rolled well over. Cf. fig. 29, 3. 9 other similar rims.
 23. Fairly small rim, curved well over. Cf. fig. 29, 1. 3 other similar rims.
 24. Rim rather more rounded. Cf. fig. 29, 5. 2 other similar rims.
 Also 10 rims cf. fig. 29, 2 and 2 cf. fig. 29, 4.

Type B

25. Short neck, small rounded rim. Harder ware than other examples and no white grit. Cf. fig. 29, 6.

Of type C, fig. 29, 8 and 1 similar rim, and 2 rims cf. fig. 29, 9, are from this level.

Of type D, 2 rims cf. fig. 29, 11.

Type E

26. Rim oval in section, pointed on top. Cf. fig. 29, 12, which is from this level, with 2 other similar rims.

Type F

27. Rim pointed on top, squared outside. Cf. fig. 29, 17. 4 other similar rims.
 Also 4 rims cf. fig. 29, 18.

Type L

28. Small fairly high neck, rim curved out and thickened. Cf. fig. 30, 2, which is from this level, with 3 other examples.

Of type M, 3 rims cf. fig. 30, 4.

COOKING-POTS

Type A

29. High rim, recessed for lid. Cf. fig. 30, 12, which is from this level, with 7 other similar rims.
 Also 3 rims cf. fig. 30, 10 and 7 cf. fig. 30, 11.

Type B

30. Heavy rim, straight outside, recessed for lid inside.
 31. Similar rim, heavier.
 30-1 cf. fig. 30, 14. 24 other similar rims.
 32. Less heavy rim, straight outside. Cf. fig. 30, 15. 47 other similar rims.

Type C

33. Fairly heavy rim, very slight ridge inside. Cf. fig. 30, 17, which is from this level. 9 other similar rims.

Also 30, 18 and 1 similar rim and 1 rim cf. fig. 30, 19.

Of type D, fig. 30, 23 and 1 similar rim and 1 rim cf. fig. 30, 21 are from this level.

Of type E, fig. 30, 24 and 2 similar rims are from this level.

Miscellaneous

34. Straight rim, decorated on top with slashes.

LIDS

Of type A, 12 fragments cf. fig. 31, 1 were from this level.

Of type B, fig. 31, 5 and 3 sherds cf. fig. 31, 4 were from this level.

Of type C, fig. 31, 9 and 2 similar sherds, fig. 31, 10, and 1 sherd cf. fig. 31, 8 were from this level.

AMPHORAE

Fig. 33, 1 and 1 other example, fig. 33, 2 and 1 other example, fig. 33, 3, and 1 other example are from this level.

II

The coins from this level were Nero (3), Vespasian (2), Antoninus Pius (2 of A.D. 155-6, of which 1 was from a level not quite certainly belonging to this period and 1 not certainly identifiable), Faustina II, A.D. 145-61.

The Samian (see fig. 7) includes 2 Hadrian-Antonine and 5 Antonine sherds, together with a considerable quantity of Flavian, Trajanic, and Hadrianic. The early sherds are clearly accounted for by the material from the deep and wide foundation trenches of the walls of the Baths, surplus material from which was used for the thick make-up of the courtyard floors. The coarse wares also go down to the beginning of the Antonine period. Of the mortaria, there are still some of the early types, but 3 out of the 8 are of later types, both type F and type G not appearing much before A.D. 140. The point noticeable about the everted rim jars is the appearance of type F, which is very common from now on. This type, though not identifiable on many other sites, seems to be an Antonine one (see p. 108). The pie-dish rims are still predominantly of type A, with only 1 of type B, and are thus characteristic of the first half of the century.

This is the first level in which type B is not the most common type of ring-neck jug. Type C, which first appeared in I, and which is a common mid-second-century form, is now the most common.

The storage jars are marked by 2 new types. Type G is a development of the early types, but more angular, the upper part having a square, flattened appearance. Type K is of a different form, neckless, with a rim triangular in section, in shape like a much larger cooking-pot. Other sites give no dating evidence for these forms.

The coarse pottery thus includes a number of new types, though unfortunately many of them are not datable from outside evidence. Those that are datable agree with the Samian in suggesting an early Antonine date. It may be compared with the South Carlton Kiln site, which also has everted rims type F and a preponderance of ring-neck jugs type B, but since it does not include mortaria type H. 1, should have an earlier terminal date. A date of A.D. 150-60 for the building of the Baths appears to be consistent with the evidence.

Fig. 44

MORTARIA

Of type A, 1 rim cf. fig. 18, 1.

Type D

1. Flaring flange, end curved over. Orange ware, cf. fig. 18, 12. 2 other similar rims.
2. Flaring flange, tip broken. Hard buff ware, pinkish core. Cf. fig. 18, 12. Stamp of G. ATTIUS MARINUS (see ref. under fig. 58, 2).
3. Similar rim, end hooked under. Light-buff ware. Cf. fig. 18, 13. Stamp of G. ATTIUS MARINUS (see ref. under fig. 58, 2).

Of type B. 1, 1 rim cf. fig. 18, 3.

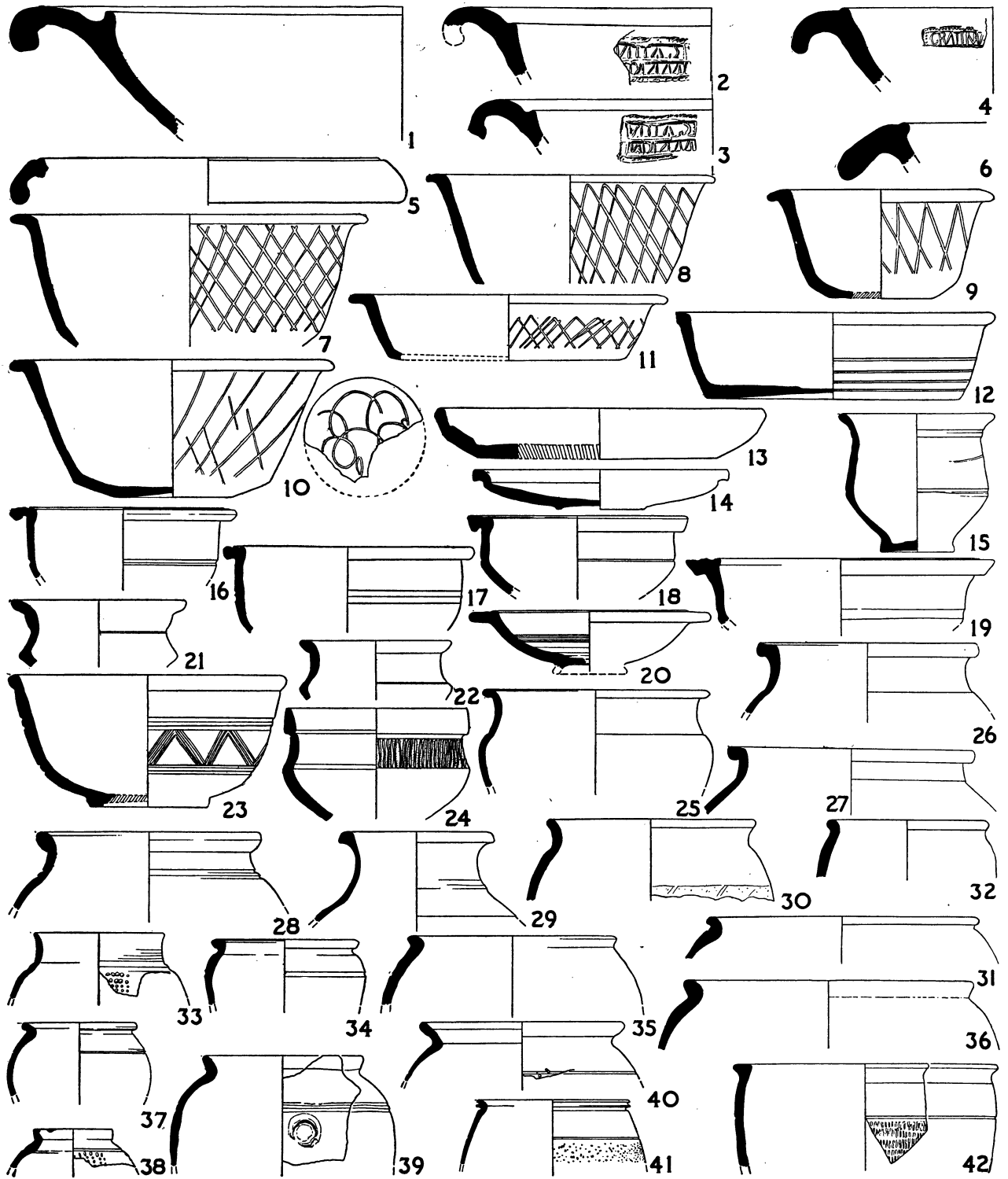


FIG. 44. Coarse pottery from deposits contemporary with Bath Building (II), to A.D. 150-60 (1/4)

Type F

4. Flange curved, below bead. Orange-buff ware. Cf. fig. 18, 15. Stamp GRATINUS (see ref. under fig. 58, 9).
5. Small hooked flanged. Light buff ware. Cf. fig. 18, 16, with smaller and less prominent bead. 3 other rims cf. fig. 18, 16.

Type G

6. Flange sloping down obliquely. Buff ware. Near fig. 18, 18, bead less prominent.

PIE-DISHES

Type A

7. Fairly broad rim, slightly curved. Chamfer at base. Dark grey ware. Fairly acute angled trellis externally. Cf. fig. 19, 1.
8. Narrow rim, sharp angle with wall. Base not preserved. Grey ware. Acute angled trellis pattern.
9. Similar rim. Chamfer at base. Similar ware and trellis pattern.
10. Similar rim. Deep dish with pronounced chamfer at base. Similar ware and trellis pattern. Scroll pattern on base.
11. Similar rim. No chamfer. Grey ware. Similar trellis pattern.
8-11 for rim cf. fig. 19, 2. 12 other similar rims from this level.
Also from this level, fig. 19, 6, and 1 similar rim, and fig. 19, 4.
12. Dish with unusually sharp angles, slightly concave base. Sandy-brown ware with dark brown slip. Incised encircling lines externally, including base. The rim is nearest fig. 19, 2, but this example is narrower.

All the rims from this level have a sharp angle with the wall internally, and externally mostly sharp, a few slightly concave.

MISCELLANEOUS DISHES

13. Imitation Belgic dish, in completely Roman ware. Mouldings indicated by swellings. Light grey ware.
14. Very flat plate, low base ring, rim curved up. Grey ware, firing light brown on surface, surface polished. Probably developed from Belgic prototype.

CARINATED BOWLS

15. Plain bowl. Tooled line on side probably accidental. Grey ware. Cf. fig. 21, 4.
Also 2 rims cf. fig. 21, 1.

REEDED RIM BOWLS

Type A

16. Fairly narrow horizontal rim. Grey ware. Girth groove at angle. Cf. fig. 21, 7. 4 other similar rims.
Also 2 rims cf. fig. 21, 6, and 2 cf. fig. 21, 9.

Type B

17. Small horizontal rim, fairly thick. 2 girth grooves at angle. Light grey ware. Cf. fig. 21, 11.
6 other similar rims.
Also 2 rims cf. fig. 21, 10.

Of type C, 1 rim cf. fig. 21, 12.

Type D

18. Fairly narrow rim. Grey ware. Girth groove at angle. Cf. fig. 21, 13. 10 other similar rims.
Also 3 rims cf. fig. 21, 14.

Type E

19. Heavy rim, vertical wall. Grey ware. Girth groove at angle. Cf. fig. 21, 16. 1 other similar rim.

FLANGED BOWLS

Type A

20. Flange straight. Grey ware, slightly polished externally. Cf. fig. 22, 2. 2 other similar rims.
Of type B, fig. 22, 6, and 1 other similar rim were from this level.

MISCELLANEOUS BOWLS

21. Small bowl, sharp carination, wall curving out. Light grey ware.
22. Similar bowl, smaller, similar ware.
23. Bowl imitating Samian form 37. Dark grey ware, polished externally. Central zone delimited by double grooves with chevron pattern between.
24. Small thick-ware bowl, rounded carination. Grey ware. Zone below rim decorated with vertical scoring.
Also from this level fig. 23, 1 and 2 other examples, fig. 23, 5 and 2 other examples, and 1 cf. fig. 23, 4.

NECKED BOWLS

Of type A, fig. 24, 2 and 5 similar rims, and 1 cf. fig. 24, 1.

Of type B, 1 example fig. 24, 5.

Of type C, 1 rim cf. fig. 24, 6.

Type D

25. Neck slightly concave, rim turned over. Light grey ware. Cf. fig. 24, 10, which is from this level, with 3 other similar rims.

Of type E, 3 rims cf. fig. 24, 15.

Of type G, 1 rim cf. fig. 24, 20.

NECKED JARS

Type C

26. Fairly high neck. Grey ware.

27. Shorter neck. Grey ware.

26-7 cf. fig. 25, 7. 7 other similar rims.

Also 6 rims cf. fig. 25, 6, and of the type grooved on top, 4 cf. fig. 25, 8, and fig. 25, 10 and 11 similar rims.

Type D

28. Short slightly curved neck, with 2 grooves at the base. Pinkish-buff ware. Cf. fig. 25, 11. 4 other similar rims.

Also 9 rims cf. fig. 25, 12.

Type E

29. Neck slightly curved, rim thickened and projecting. Grey ware, polished externally. Cf. fig. 25, 17. 2 other similar rims.

Also 1 rim cf. fig. 25, 18; 2 cf. fig. 25, 20, and 1 cf. fig. 25, 25.

CAVETTO RIM JARS

Of type A, 3 rims cf. fig. 26, 1; 3 cf. fig. 26, 2; 1 cf. fig. 26, 3, and 1 cf. fig. 26, 5.

Of type B, 2 rims cf. fig. 26, 6.

Type C

30. Rim fairly small and straight. Grey ware. Wavy pattern on neck. Cf. fig. 26, 8, with 2 other similar rims.

Also 2 rims cf. fig. 26, 9, and 1 cf. fig. 26, 7; 2 with wavy pattern and 1 without.

Of type D, 1 rim cf. fig. 26, 10; 2 cf. fig. 26, 12, and 1 cf. fig. 26, 13, all with wavy pattern.

BEAD-RIM JARS

31. Small rounded bead rim, grey ware. Cf. fig. 26, 24.

32. Small fairly straight rim. Light grey ware. Cf. fig. 26, 25. 3 other similar rims.

OBLIQUE RIMS

Fig. 26, 31 is from this level.

POPPY-HEAD BEAKERS

33. Rim high and upright. Light grey ware, polished externally. Cf. fig. 26, 33.

EVERTED RIM JARS

Type A

34. Thick rim, folded well back, high shoulder. Light grey ware. Girth groove on shoulder. Cf. fig. 27, 7. 3 other similar rims from this level.

35. Thick rim, flattened on top. Grey ware, polished dark grey surface. Cf. fig. 27, 8.

36. Rather thick rim. Light grey ware. Cf. fig. 27, 4. 1 other similar rim.

Also from this level, 1 rim cf. fig. 27, 2; 1 cf. fig. 27, 3; 4 cf. fig. 27, 5; 1 cf. fig. 27, 6, and 1 cf. fig. 27, 9.

Type B

37. Small rim, rounded externally, bevelled internally. Light grey ware. Girth groove on shoulder. Cf. fig. 27, 13. 2 similar rims from this level.

38. Small thin rim, pointed edge. Light grey ware, patchy dark and light grey surface, polished. Very shallow girth groove on shoulder, zone below decorated with groups of barbotine dots. Cf. fig. 27, 14. 2 other similar rims.

Also from this level 4 rims cf. fig. 27, 10, and 2 cf. fig. 27, 16.

Type C

39. Straight, fairly thick rim. Grey ware, red-brown in centre at break. Girth groove on shoulder, with zone below decorated with barbotined circles. Cf. fig. 27, 19. 4 other similar rims.

Also from this level, 5 rims cf. fig. 27, 20; 3 cf. fig. 27, 23; 1 cf. fig. 27, 24; 1 cf. fig. 27, 25; 4 cf. fig. 27, 26; 3 cf. fig. 27, 27, and 1 cf. fig. 27, 28.

Of type D, 2 rims (1 colour-coated) cf. fig. 27, 30, and 1 rim cf. fig. 27, 29.

Type E

40. Rim high, sloping well back. Grey ware. Cf. fig. 27, 31. 2 other similar rims from this level.

Type G

41. Rim turned back, flat on top, double ridge on outside. Buff ware, brown colour-coat. Girth groove, zone below roughcast. Cf. fig. 27, 49. 2 similar rims from this level.

Type F

42. Rim turned back, flat on top. Grey ware. Girth groove, with zone below decorated with rouletting. Cf. fig. 27, 35, which is from this level.

Also from this level, fig. 27, 32, and 1 similar rim, fig. 27, 39, and 1 cf. fig. 27, 40.

Of type H, 1 rim cf. fig. 27, 53, and 2 cf. fig. 27, 51.

Of type J, 1 rim cf. fig. 27, 56.

Fig. 45

RING-NECK JUGS

Type B

1. Top rim thick, rest well developed. Pinkish-buff ware.

2. Similar neck. Orange-buff ware.

1 and 2 cf. fig. 28, 4, with 7 similar rims.

Also from this level 4 necks cf. fig. 28, 2, and 3 cf. fig. 28, 3.

Type C

3. Top ring thick, rest small. Cream to pinkish-buff ware.

4. Top ring thick, others hardly indicated. Fracture at base of neck shows how this was fitted to body. Buff ware.

3 and 4 cf. fig. 28, 7, which is from this level, with 1 other similar rim.

5. Similar rim, neck shorter and thicker. Similar ware. Cf. fig. 28, 6, which is from this level, with 3 other similar rims.

Type D

6. Rings indicated by grooves only. Reddish-brown ware, buff slip.

7. Similar rim. Orange-buff ware, patchy orange slip.

6 and 7 cf. fig. 28, 8, with 2 other similar rims.

Of Double-ring Type, 1 rim cf. fig. 28, 14.

MISCELLANEOUS

8. Jug with disc mouth, spreading neck. Creamy-buff ware.

FLAGONS

Of type A, fig. 28, 21 is from this level.

STORAGE JARS

Type A

9. Rim rolled over and rounded. Cf. fig. 29, 4, with 4 other similar rims.

Also 1 example cf. fig. 29, 1; 9 cf. fig. 29, 2; 1 each cf. fig. 29, 3 and 5.

Of type B, 1 rim cf. fig. 29, 6.

Of type C, 2 rims cf. fig. 29, 8.

Of type D, 2 rims cf. fig. 29, 11.

Type E

10. Rim rather pointed, not much emphasized externally. Cf. fig. 29, 12, with 1 other similar rim.

Also 2 rims cf. fig. 29, 13.

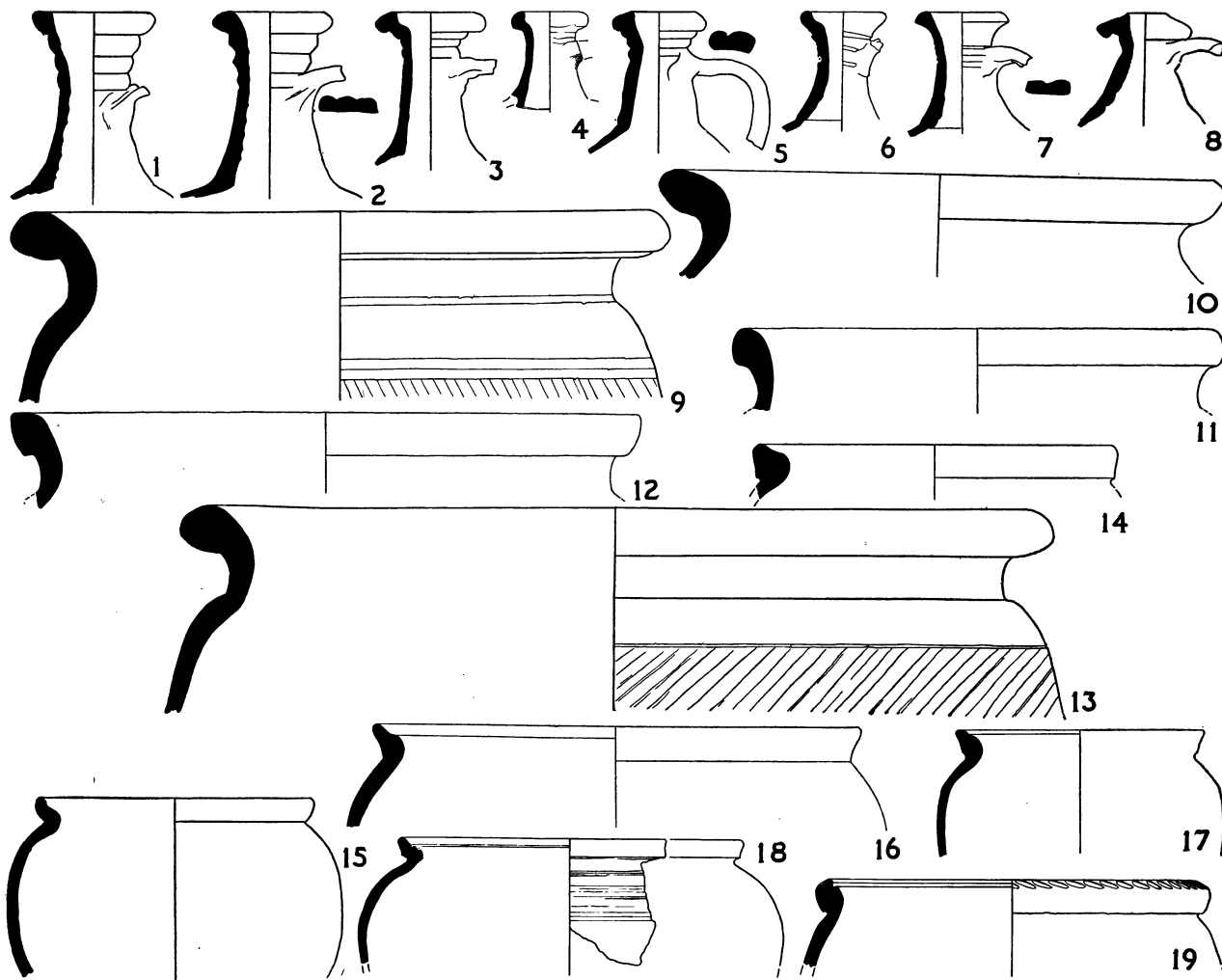


FIG. 45. Coarse pottery from deposits contemporary with Bath Building (II), to A.D. 150-60 (cont.) (1/4)

Type F

11. Rim rolled out to a point, square externally. Cf. fig. 29, 17. 2 other similar rims.

12. Similar rim, more flattened on top. Cf. fig. 29, 18. 1 other similar rim.

Type G

13. Rim rolled out, slightly pointed. Cf. fig. 29, 21.

Also from this level, fig. 29, 20, and 1 similar rim.

Type K

14. Rim of triangular section. First appearance. Cf. fig. 29, 26. 1 other similar rim.
Also 1 rim cf. fig. 29, 28.

The pointed type of rim is therefore predominant in this level, and the neckless type of triangular section first appears.

COOKING-POTS

Type A

15. Rim high and fairly fine, recessed for lid. Cf. fig. 30, 12. 2 other similar rims.
Also 1 rim cf. fig. 30, 11, and 3 cf. fig. 30, 13.

Type B

16. Fairly heavy rim, straight outside, recessed for lid.
17. Similar rim, not so high.
16 and 17 cf. fig. 30, 14. 6 other similar rims.
18. Similar rim, not so heavy. Cf. fig. 30, 15. 18 other similar rims.
Also 1 rim cf. fig. 30, 16.

Of type C, 2 rims cf. fig. 30, 17, and 2 cf. fig. 30, 18.

Miscellaneous

19. Fairly heavy, rounded rim, slight ridge internally, top of rim decorated with slashes.

LIDS

- Of type A*, 7 sherds cf. fig. 31, 1, and 1 cf. fig. 31, 2.
Of type B, 2 sherds cf. fig. 31, 3; 6 cf. fig. 31, 4; 1 cf. fig. 31, 5; 1 cf. fig. 31, 6, and 2 cf. fig. 31, 7.
Of type C, 3 sherds cf. fig. 31, 8; 4 cf. fig. 31, 9, and 1 cf. fig. 31, 10.

AMPHORAE

- 5 examples cf. fig. 33, 3 are from this level, 1 cf. fig. 33, 2, and 1 with cylindrical neck and plain rolled rim.

III

The Samian from this level (fig. 7, 11-23) includes an increased number (9) of Antonine sherds, and there was 1 which may be late Antonine. There were no stratified coins.

The coarse pottery also provides good dating evidence. The most important point is that Castor ware first appears in this level, and, as is shown on pp. 119-20, this can be placed about A.D. 170-80. It is not yet common, and the proportion is similar to that of the groups cited on p. 120, which have a terminal date of A.D. 180. The type of decoration is also similar to that in those groups.

The mortaria, with one exception, are of types E and F, which (see p. 78) are predominantly Antonine types.

The cavetto rims still include a predominance of the early types A, C, and D, with only 2 examples of type E, which, though appearing by A.D. 120, is the common Antonine type.

The ring-neck jugs have an overwhelming majority of type B, which is common throughout the second century.

The pie-dish rims still include a majority of types A and B, but there are 2 examples of type C, which just appears by A.D. 160, but is much commoner by A.D. 180 (see p. 83), and type E,

which is still rare in Antonine groups, appears for the first time. The flanged bowls are marked by a predominance of type B, of which the only parallel is from an Antonine site, and the first appearance of type D, which elsewhere first appears during the Antonine period.

In the everted rim jars, type A and B have almost disappeared, though C, D, and E, which are common early-second-century forms, still continue. The most noticeable point is the increased numbers of type F.

In the storage jars there is a noticeable absence of the early types, and a great predominance of type F.

The terminal date of the group is clearly *c.* A.D. 180.

Fig. 46

MORTARIA

Of type B. 1, 1 rim cf. fig. 18, 2.

Type E

1. Gently curved flange. Buff ware, pinkish core. Cf. fig. 18, 14, though rather narrower. 5 other similar rims.

Type F

2. Flange sloping slightly down. Orange-buff ware. Cf. fig. 18, 15, which is from this level.
3. Gently curved flange, slightly below bead. Light buff ware, cf. fig. 18, 16. 1 other similar rim.

PIE-DISHES

Type A

4. Fairly narrow rim, sharp angle with wall. Base not preserved. Grey ware. Fairly acute angled trellis pattern externally.
5. Fairly narrow rim, sharp angle with wall. Chamfer at base. Dark grey ware. Acute angled trellis pattern externally.
6. Similar rim, no chamfer, similar ware and trellis pattern.
7. Similar rim, ware and pattern. Base not preserved.
8. Fairly narrow rim, sharp angle with wall. Chamfer at base. Dark grey ware. Acute angled trellis pattern externally.
9. Similar rim and chamfer. Smaller bowl. Grey ware. Similar trellis pattern. The rim of this example is slightly deformed, so the diameter is difficult to ascertain.

For rims of 4-9 cf. fig. 19, 2. 21 other similar rims from this level.

Also 5 rims cf. fig. 19, 1; 2 cf. fig. 19, 3, and 1 cf. fig. 19, 5.

These rims have sharp angles internally, and sharp or slightly concave externally.

Type B

10. Narrow, rather heavy rim, concave externally. Base not preserved. Grey ware. For rim cf. fig. 19, 12. 3 other similar rims from this level.

Also from this level fig. 19, 13.

Of type C, fig. 19, 15 is from this level, with 1 other similar rim. These rims are heavier and concave beneath, but are rare.

Type E

11. Small rim, groove at junction with wall. Base not preserved. Acute angled trellis pattern externally. Grey ware. First appearance of this type. Cf. fig. 19, 21.

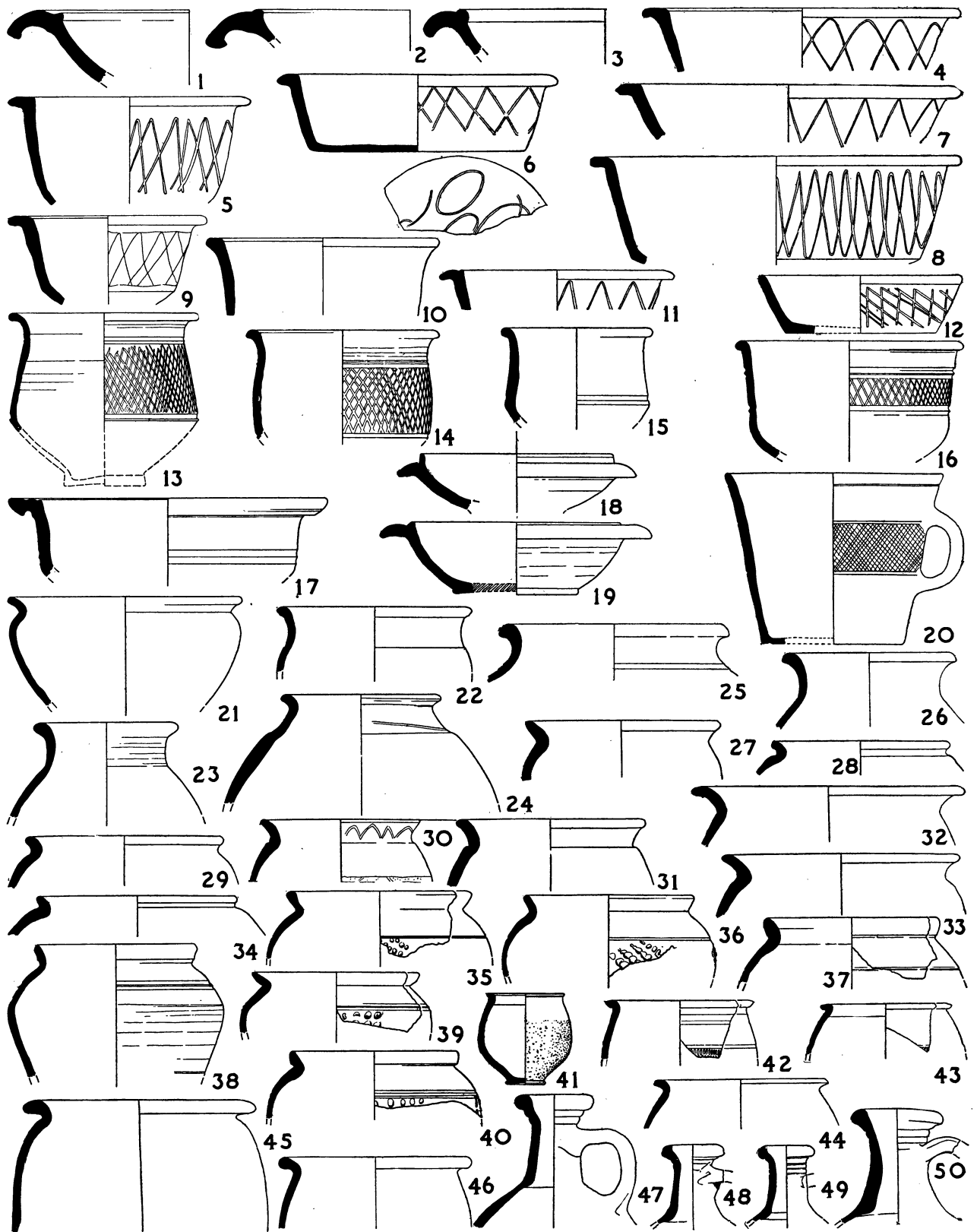


FIG. 46. Coarse pottery from Level III, to A.D. 180 (½)

BEAD-RIM DISHES

12. Shallow dish, slight bead rim. Dark grey ware, fairly broad trellis pattern outside. Cf. fig. 20, 7. 1 other similar rim.
Also from this level, fig. 20, 8 and 1 similar rim.

CARINATED BOWLS

Type A

13. Elegant bowl. Grey ware. Groove beneath plain polished neck, with zone below decorated with polished trellis pattern. Base restored from complete section, in the Leicester Museum, found in Leicester.
14. Similar bowl and decoration, wall more curved. Grey ware.
13 and 14 cf. fig. 21, 1. 7 other similar rims.
15. Rather heavier bowl. Grey ware. No decoration. Cf. fig. 21, 2. 2 other similar rims.

Type B

16. Similar bowl, wall straighter. Grey ware. Narrow central zone decorated with polished trellis pattern, with double grooves above and below. Cf. fig. 21, 4. 3 other similar rims.

REEDED RIM BOWLS

Of type B, 1 example each cf. fig. 21, 10 and 11.

Type D

17. Broad heavy rim. Grey ware. 2 girth grooves. Cf. fig. 21, 13.
Fig. 21, 14 is also from this level.

Of type E, fig. 21, 15 is from this level.

FLANGED BOWLS

Of type A, 1 rim cf. fig. 22, 1.

Type B

18. Flange distinctly below rim, thick. Grey ware. Cf. fig. 22, 6. 4 other similar rims.
19. Similar rim, flange not so far down. Grey ware. Cf. fig. 22, 8.
Also 1 rim cf. fig. 22, 7.

Of type D, 1 rim cf. fig. 22, 17.

MUG

20. Slightly splaying sides. 1 handle. Orange ware, polished externally, resembling Glevum ware. Central zone decorated with fine trellis pattern. Cf. *Wroxeter I*, fig. 18, 40, second half second century—third century. Mugs were not common at Leicester, as they were at Wroxeter.

MISCELLANEOUS BOWLS

21. Wide-mouthed bowl, everted rim. Hard grey ware.
Fig. 23, 6 and 7 are from this level.

NECKED BOWLS

- Of type A*, 1 rim cf. fig. 24, 1, and 7 cf. fig. 24, 2.
Of type B, 1 rim cf. fig. 24, 4, and 3 cf. fig. 24, 5.

Type D

22. Medium high neck, shoulder not very marked. Light grey ware. Cf. fig. 24, 10. 5 other similar rims.

Of type E, 10 rims cf. fig. 24, 14, and 3 cf. fig. 24, 16.

NECKED JARS

Of type A, 1 rim cf. fig. 25, 2.

Of type C, 1 rim cf. fig. 25, 6.

Of type D, 4 rims cf. fig. 25, 11, and 1 cf. fig. 25, 12.

Type E

23. Neck fairly straight. Grey ware. Cf. fig. 25, 18. 9 other similar rims.

24. Neck rather oblique and flattened. Thick grey ware, red-brown at break. Near fig. 25, 18, though rather degenerate example.

25. Fairly short curved neck, rim rolled out. Grey ware. Cf. fig. 25, 21. 3 other similar rims.

26. Neck only slightly curved, rim turned out. Grey ware. Cf. fig. 25, 17. 4 other similar rims.

CAVETTO RIM JARS

Type A

27. Short straight rim. Dark grey ware. Cf. fig. 26, 1. 2 other similar rims from this level.

28. Very small cavetto to bead rim. Light grey ware. Cf. fig. 26, 5, which is from this level, but smaller. 1 other similar rim.

29. Very small, hardly curved rim, grey ware. Cf. fig. 26, 4. 1 other similar rim.

Also 1 rim each cf. fig. 26, 2 and 3.

Type B

30. Small rim, slightly curved, slight ridge at shoulder. Polished dark grey ware. Wavy pattern on rim. Cf. fig. 26, 6, which was from this level, with 1 other similar rim, also with wavy pattern.

Type C

31. Rim nearly straight, fairly high. Grey polished ware. Wavy pattern on rim. Cf. fig. 26, 9. 4 other similar rims.

Also 1 rim cf. fig. 26, 7.

Of type D, fig. 26, 13 was from this level, with 6 rims cf. fig. 26, 12, 3 with wavy pattern and 3 without, and 4 cf. 26, 10, none with wavy pattern.

Type E

32. Fairly high rim, curved well out at top. Grey polished ware. Cf. fig. 26, 15.

33. Rim distinctly curved, but well inside bulge of pot. Dark grey ware, polished, wavy pattern on rim. Cf. fig. 26, 16.

BEAD-RIM JARS

34. Small round bead rim, fairly thick. Grey polished ware. Cf. fig. 26, 24, with 1 other similar rim.

Also from this level, fig. 26, 27.

EVERTED RIM JARS

Of type A, 1 rim cf. fig. 27, 4.

Of type B, 1 rim cf. fig. 27, 13, and 4 cf. fig. 27, 16.

Type C

35. Thick straight rim. Grey ware, polished externally. Slight girth groove on shoulder, with groups of barbotine dots below.

36. Similar rim, ware, and decoration.

35 and 36 cf. fig. 27, 19. 2 other similar rims.

37. Rim rather thicker and more rounded. Grey ware. Slight girth groove on shoulder. Cf. fig. 27, 22. 3 other similar rims.

38. Thin upright rim, fairly high shoulder. Grey ware. 2 shallow girth grooves on shoulder. Cf. fig. 27, 23. 4 other similar rims.

39. Rim sloping more out. Grey ware, polished externally. Girth groove on shoulder, groups of barbotine dots below. Cf. fig. 27, 25. 6 other similar rims.

Also 1 rim cf. fig. 27, 28.

Of type D, 11 rims cf. fig. 27, 29.

Type E

40. Fairly thick rim, inclined out. Grey ware, polished externally. Cf. fig. 27, 31. 8 other similar rims.

Type F

41. Miniature pot. Rim turned back squarely. Polished on shoulder, roughcast below.

42. Rim turned back squarely. Smooth orange-brown ware. Girth groove on shoulder, with rouletting below.

43. Similar rim, smaller. Similar ware and decoration.

41-3 cf. fig. 27, 32. 5 other similar rims.

Also from this level, fig. 27, 33, 43, and 44; 1 rim cf. fig. 27, 35, and 2 cf. fig. 27, 39.

Of type G, fig. 27, 47 and 2 similar rims, fig. 27, 48 and 49, are from this level.

Type H

44. Rim small and thin. Light grey ware, polished externally. Cf. fig. 27, 52. 1 other similar rim.

45. Rim thicker. Grey ware.

46. Similar rim, not so heavy. Grey ware.

45 and 46 cf. fig. 27, 51. 5 other similar rims.

Also 4 rims cf. fig. 27, 53.

RING-NECK JUGS

Of type B, 2 examples cf. fig. 28, 4.

Type C

47. Top ring very thick, lower ones hardly indicated. Buff ware, patchy orange-buff slip.

48. Similar neck, smaller. Handle oblong in section, no trace of ribbing. Buff ware.

49. Similar neck, still smaller. Light buff ware.

47-9 cf. fig. 28, 6. 14 other similar necks of size varying between those illustrated.

Also 2 necks cf. fig. 28, 7.

Type D

50. Neck spreading, rings hardly indicated. 4-ribbed handle. Buff ware. Cf. fig. 28, 8.

Fig. 47

STORAGE JARS

Of type E, 3 rims cf. fig. 29, 13.

Type F

1. Rim flattened on top, pointed externally. Cf. fig. 29, 18. 16 other similar rims.
Also 1 rim cf. fig. 29, 17.

Type G

2. Heavy rim, flattened on top, pointed externally. Cf. fig. 29, 20. 2 other similar rims.
Also 2 rims cf. fig. 29, 21.

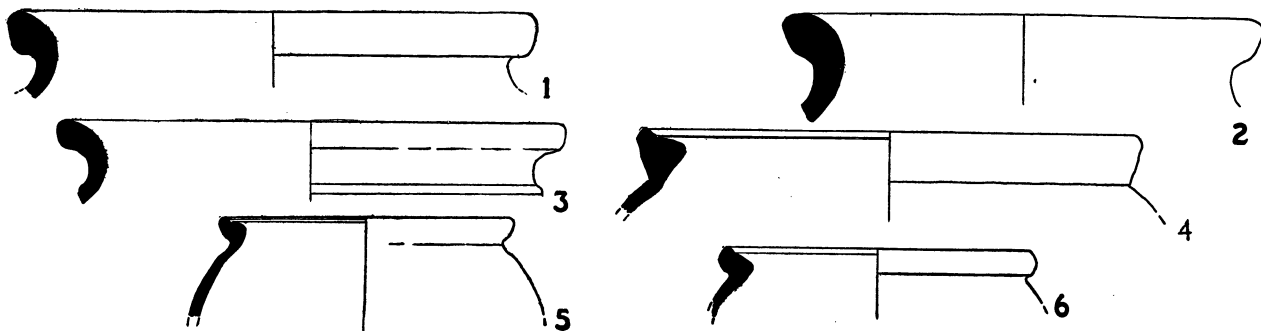


FIG. 47. Coarse pottery from Level III, to A.D. 180 (*cont.*) ($\frac{1}{2}$)

Type H

3. High neck, small pointed rim. Cf. fig. 29, 23, which is from this level, with 1 other similar rim.

Type K

4. Heavy rim, triangular in section, no neck. Cf. fig. 29, 26.

COOKING-POTS

Type A

5. Rim curved outside, ridged inside. Cf. fig. 30, 12. 1 other similar rim.

Of type B, 4 rims cf. fig. 30, 14.

Type C

6. Heavy rim, straight inside. Cf. fig. 30, 18. 2 other similar rims.

Of type D, fig. 30, 21 is from this level.

CASTOR WARE

First appearance of Castor ware; 2 fragments of thumb pots with fine rouletting, and 1 with white barbotine decoration on a high glaze; 1 fragment decorated with self-coloured barbotine hunting-scene, and 2 with self-coloured scale-pattern. All of fine, thin ware.

AMPHORAE

- 2 examples cf. fig. 33, 3 are from this level.

IV

The pottery from this level is clearly almost all derived from the earlier levels cut by the deep foundation trenches of the walls. The coins were of Claudius I and Antoninus Pius, and the Samian was exclusively early. From stratification, the level may be dated between A.D. 180 and 200.

CARINATED BOWLS

Of type A, fig. 21, 3 is from this level.

REDED RIM BOWLS

Of type A, 1 example cf. fig. 21, 7.

MISCELLANEOUS BOWLS

Fig. 23, 2 is from this level.

NECKED BOWL

Of type D, 1 rim cf. fig. 24, 10.

NECKED JARS

Of type C, 1 rim each cf. fig. 25, 8 and 10.

RING-NECK JUGS

Of type B, 2 examples cf. fig. 28, 4.

STORAGE JARS

Of type A, 1 rim each cf. fig. 29, 1 and 2.

Of type B, 1 rim cf. fig. 29, 7.

Of type E, 3 rims cf. fig. 29, 13.

Of type F, 1 rim cf. fig. 29, 18.

Of type K, 1 rim cf. fig. 29, 26.

COOKING-POTS

Of type C, 2 rims cf. fig. 30, 17.

LIDS

Of type B, fig. 31, 6 is from this level.

V

The coins from this level were Vespasian, Antoninus Pius (A.D. 155-6), and 1, with a second probable, of Faustina II.

The Samian (fig. 8) includes a few early fragments, but the majority of sherds are Antonine. Castor ware is still not very common, and all the sherds are of the fine, early ware.

The mortaria rims are not numerous, but with one earlier exception are all of types found in Antonine levels elsewhere. The most noticeable point is the first appearance of an early type of hammer-headed mortarium type H. 1. In this, the level is very similar to Antonine wall and other Scottish Antonine sites in which similar early types of this class of mortaria just appear (see p. 79) and to the kiln at South Carlton dated to A.D. 140-80 where there are a very few of type H. 1 mortaria.

In the everted rim jars, type F greatly predominates, with 17 examples as against 14 of all

other types. The most common ring-neck jugs are types C and D, usual second-century types, but this is the first appearance of type E which is a typical Antonine form (see p. 111).

Of the storage jars, type E is much the most common, and there is an increase in the numbers of the neckless type K. In the flanged bowls, type B has entirely taken the place of A, and is very common, with 1 example each of the Antonine types C and D.

There is nothing in this group which is definitely later than typical Antonine Wall groups, but since it is stratigraphically distinct from III, and the pottery shows some new forms, or change of proportions between types, it must be somewhat later than A.D. 180, the date of that level, and may go down to A.D. 200.

Fig. 48

MORTARIA

Of type B. 2, 1 rim cf. fig. 18, 5.

Type D

1. Small flaring rim, slightly curved. Buff ware, surface partly grey. Stamp of an illiterate potter (see no. 22 of Mortaria stamps, p. 220). Near fig. 18, 11, but much smaller, and possibly of type F.

Type F

2. Flange hooked fairly gently down. Buff ware, patchy orange slip.
3. Flange with narrow horizontal portion, and sloping obliquely. Drab-buff ware. Stamp of GRATINUS (see under no. 9 of Mortaria stamps, pp. 217-18).

2 and 3 cf. fig. 18, 16.

4. Short heavy, slightly hooked flange. Buff ware. Near fig. 18, 16, but heavier.

Of type H. 1, fig. 18, 19, hammer-headed, but not reeded, is from this level.

PIE-DISHES

Type A

5. Slightly curved rim. Light-grey ware. Obtuse-angled trellis pattern. Cf. fig. 19, 1, with 4 other similar examples.

Also 13 rims cf. fig. 19, 2; 2 cf. fig. 19, 5, and 1 cf. fig. 19, 6.

Type B

6. Small rim, concave angle with wall externally. No chamfer. Grey ware. Acute-angled trellis pattern.

7. Similar rim. Grey to brown ware. Similar trellis pattern.

For rims of 6 and 7 cf. fig. 19, 11. 4 other similar rims.

Also 1 example cf. fig. 19, 13.

Of type C, 1 rim cf. fig. 19, 15.

Type E

8. Small thin rim, slight groove at junction with wall. Grey ware. Acute-angled trellis pattern. For rim cf. fig. 19, 21.

BEAD-RIM DISHES

Fig. 20, 9 and 15 similar rims, fig. 20, 10, and 2 each cf. fig. 20, 7 and 8.

FLANGED BOWLS

Type B

9. Fairly small flange, below bead. Grey ware.

10. Similar rim and ware.

9 and 10 cf. fig. 22, 6. 4 other similar rims.

11. Flange rather broader. Grey ware.

12. Flange rather lower. Red-brown ware, grey slip externally.

11 and 12 cf. fig. 22, 8, which was from this level, with 1 other similar rim.

Fig. 22, 5 was from this level with 4 other examples, and also fig. 22, 10 and 6 rims cf. fig. 22, 7.

Of type C, 1 rim cf. fig. 22, 14.

Type D

13. Small triangular flange, well down side. Hard polished grey ware. Cf. fig. 22, 17.

CARINATED BOWLS

Type A

14. Elegant bowl. Grey ware. Rim and neck polished. Central zone decorated with polished trellis pattern beneath 2 grooves. Cf. fig. 21, 1. 8 other similar rims.

15. Similar bowl, rather heavier. Grey ware. Central zone decorated with rouletting, beneath 2 grooves. Cf. fig. 21, 2. 3 other similar rims.

Of type B, 7 sherds cf. fig. 21, 4.

CYLINDRICAL BOWL

Fig. 21, 5 is from this level.

NECKED BOWLS

Of type A, 8 rims cf. fig. 24, 2.

Of type B, 2 rims cf. fig. 24, 4.

Of type C, 2 rims cf. fig. 24, 6 and 1 cf. fig. 24, 7.

Type D

16. Short upright neck, rim curved over. Light-grey ware. Cf. fig. 24, 10.

Also 1 rim cf. fig. 24, 8.

Of type E, 2 rims cf. fig. 24, 11; 1 cf. fig. 24, 12; 2 cf. fig. 24, 13; 2 cf. fig. 24, 14; 2 cf. fig. 24, 15, and 3 cf. fig. 24, 16.

Of type F, fig. 24, 17 is from this level.

Of type G, 5 rims cf. fig. 24, 20.

NECKED JARS

Of type A, 5 rims cf. fig. 25, 1.

Type D

17. Neck slightly oblique, rim rolled over. Grey ware, red-brown at break. Cf. fig. 25, 14.

Also 2 rims cf. fig. 25, 11, and 4 cf. fig. 25, 12.

Type E

18. Neck rather shorter than usual, rim rather thick. Grey ware. Cf. fig. 25, 19. 1 other similar rim.

Also 2 cf. fig. 25, 18; 2 cf. fig. 25, 17, and 3 cf. fig. 25, 20.

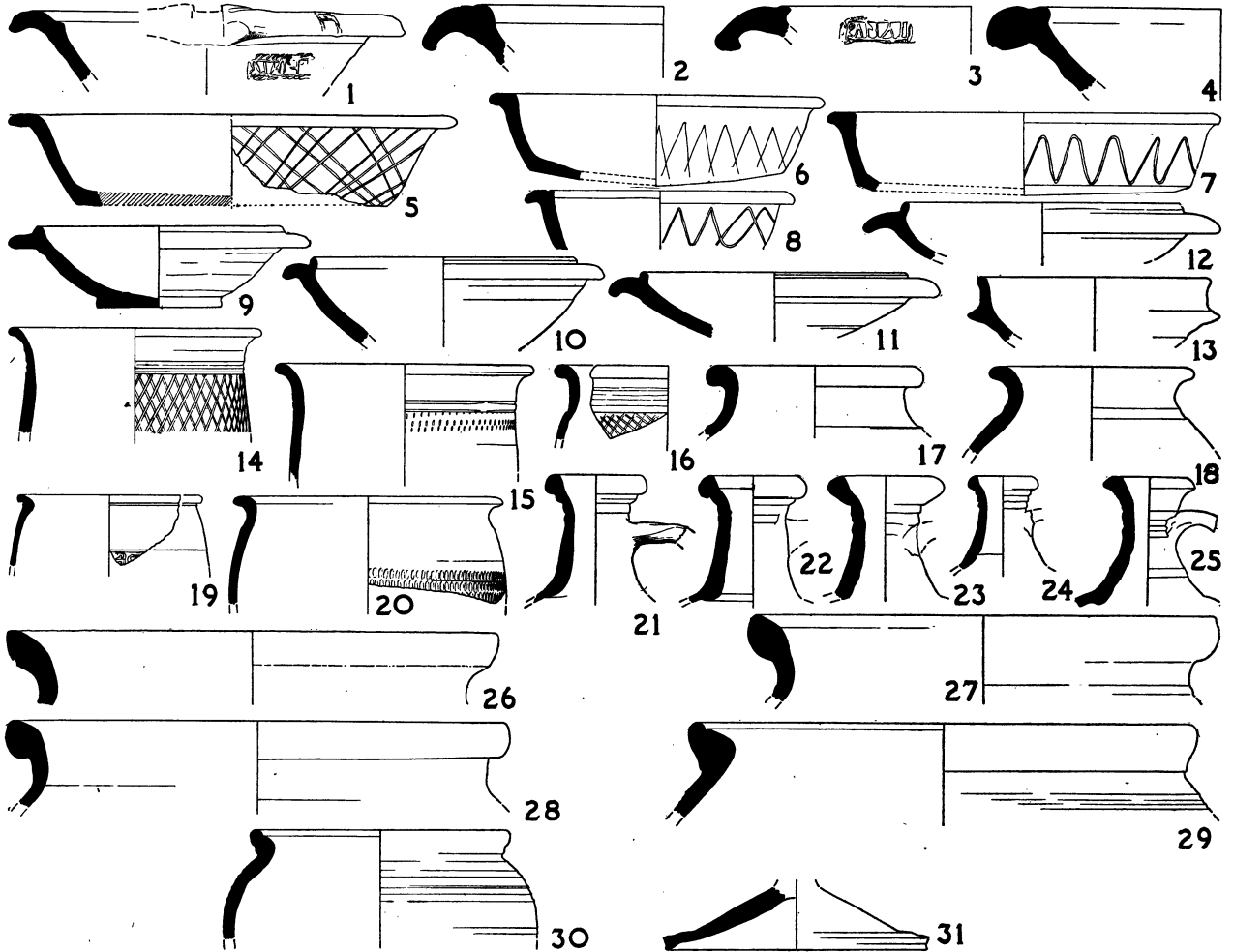


FIG. 48. Coarse pottery from Level V, to A.D. 200 (4)

CAVETTO RIM JARS

Of type C, 2 rims cf. fig. 26, 9.

Of type D, 4 rims cf. fig. 26, 10, and 1 cf. fig. 26, 13.

BEAD-RIM JARS

Fig. 26, 25 and 28 are from this level, and 1 rim cf. fig. 26, 27.

OBLIQUE RIM JARS

Fig. 26, 32 and 1 rim cf. fig. 26, 31 are from this level.

EVERTED RIM JARS

Of type A, 2 rims cf. fig. 27, 5.

Of type B, fig. 27, 18, and 3 rims cf. fig. 27, 10.

Of type C, 5 examples each cf. fig. 27, 22 and 23; 1 example each cf. fig. 27, 24 and 25, and 4 cf. fig. 27, 27.

Of type E, 3 rims cf. fig. 27, 31.

Type F

19. Small rim, curved over. Orange-brown ware. Lightly impressed pattern on central zone. Cf. fig. 27, 33.

20. Fairly large thick rim, curved well over. Similar ware. Rouletted decoration on central zone. Cf. fig. 27, 36, which was from this level, with 4 other similar rims.

Also 2 rims, cf. fig. 27, 32; 6 cf. fig. 27, 34, and 1 each cf. fig. 27, 40 and 43.

Of type H, fig. 27, 54 and 4 similar rims are from this level, also 1 rim cf. fig. 27, 51, and 2 cf. fig. 27, 55.

Of type J, 1 rim cf. fig. 27, 57.

RING-NECK JUGS

Of type B, 1 example cf. fig. 28, 4.

Type C

21. Top ring thick, lower ones hardly indicated. Buff ware.

22. Similar rim and ware.

21 and 22 cf. fig. 28, 7. 2 other similar rims.

Also 1 rim cf. fig. 28, 6.

Type D

23. Neck flaring, rings hardly indicated. Creamy-buff ware. Cf. fig. 28, 8.

24. Short neck, rings mainly grooves. Light-buff ware.

25. Similar rim, rather higher. Red-brown ware, cream slip.

24 and 25 cf. fig. 28, 9, which was from this level, with 2 other similar rims.

Of type E, fig. 28, 11 and 12 are from this level. This is the first appearance of the very short concave type.

FLAGON

1 rim cf. fig. 28, 22.

STORAGE JARS

Type B

Of type C, fig. 29, 10 is from this level.

Type E

26. Thin pointed rim cf. fig. 29, 12. 9 other similar rims.

27. Similar rim, more rounded externally. Cf. fig. 29, 13. 9 other similar rims.

Also from this level, fig. 29, 14.

Type F

28. Rim flattened on top, pointed edge. Cf. fig. 29, 18. 7 other similar rims.

Of type G, fig. 29, 21, and 3 rims cf. fig. 29, 20.

Of type H, 1 example cf. fig. 29, 23.

Type K

29. Rim triangular in section, ridged internally. Cf. fig. 29, 27, which is from this level.

Also fig. 29, 28 and 29, and 3 rims cf. fig. 29, 26.

Of type L, 1 rim cf. fig. 30, 2.

COOKING-POTS

Type B

30. Fairly heavy rim, straight outside, ridged inside. Cf. fig. 30, 14.

Also 2 rims cf. fig. 30, 15.

Of type C, fig. 30, 19 and 2 other similar rims are from this level, also 1 cf. fig. 30, 17.

Of type D, fig. 30, 22 is from this level.

LIDS

Of type A, 2 sherds cf. fig. 31, 1.

Type C

31. Plain square edge. Grey ware. Cf. fig. 31, 9, with 2 other similar rims.

CASTOR WARE

Fig. 27, 50 and fig. 32, 18 and 19 are from this level. Also 1 fragment of self-coloured barbotine hunting-scene, 1 fragment thumb-pot with self-coloured scale-pattern, and 2 other fragments of thumb-pots; 1 fragment with self-coloured barbotine dots, and 1 fragment of a broad low base. All the sherds are of fine thin ware.

AMPHORA

1 example cf. fig. 33, 3.

VI

The coins from this level were Vespasian (2), Trajan (2), Hadrian (2), and Antoninus Pius (2). Samian sherds (fig. 9, 1-15) go down to the Antonine period. Castor ware is appreciably more common than in V. The principal forms are the fine-ware beakers which are common from the late second century and throughout the third. 2 sherds were found of thicker ware, which seems just to begin to appear about A.D. 200.

The mortaria of type G are typical of late-second-early-third-century levels. The flanged bowls still show a predominance of type B, but types C and D, which appear in the Antonine period and are common in the third century, are found in increasing numbers.

The cavetto rims are marked by a great predominance of type E, which though it appears at the beginning of the second century is the commonest Antonine type.

The pottery is thus still close to Antonine types, but includes some which are common to groups dated late second-early third century. An approximate terminal date may be about A.D. 220.

MORTARIA

Of type B, 2, 1 rim each cf. fig. 18, 4 and fig. 18, 9.

Of type D, 1 rim cf. fig. 18, 13.

Of type E, 2 rims cf. fig. 18, 14.

Of type F, 1 rim cf. fig. 18, 15 and 2 cf. fig. 18, 16.

Of type G, fig. 18, 17 and fig. 18, 18 are from this level.

Of type H, 1, 1 rim cf. fig. 18, 19.

Fig. 49

PIE-DISHES

Of type A, 2 cf. fig. 19, 1; 6 cf. fig. 19, 2; 3 cf. fig. 19, 3; 1 cf. fig. 19, 4; 1 cf. fig. 19, 5; 1 cf. fig. 19, 6; 8 cf. fig. 19, 7; 1 cf. fig. 19, 8.

Type B

1. Small rather thick rim, angle of wall oblique, no chamfer. Dark-grey ware. Acute-angled trellis pattern externally.
2. Similar form. Grey ware. Fairly acute-angled trellis pattern externally.
3. Similar rim. Chamfer at base. Grey ware.

For rims 1-3 cf. fig. 19, 11. 15 other similar rims from this level.

Also 19, 14 and 1 rim cf. fig. 19, 12, and 2 cf. fig. 19, 13.

Of type C, fig. 19, 19 and 9 rims cf. fig. 19, 16.

Of type D, fig. 19, 20 and 1 similar rim are from this level.

Type E

4. Small rim, groove at junction with wall. Grey ware. Fairly acute-angled trellis pattern externally. For rim cf. fig. 19, 21. 1 other similar rim.

STRAIGHT-SIDED DISHES

Type A

5. Wall very slightly curved. Light-grey ware. Fairly acute-angled trellis pattern externally. Cf. fig. 20, 1. 3 similar rims from this level.
1 example side more curved, fig. 20, 2.

BEAD-RIM DISHES

From this level, fig. 20, 11. Also 1 rim cf. fig. 20, 7, and 2 each cf. fig. 20, 8 and 9.

CARINATED BOWLS

Type A

6. Elegant bowl. Light-grey ware. 2 grooves beneath neck, but no decorated zone. Cf. fig. 21, 1. 12 other similar rims.
7. Heavier bowl. Grey ware. Cf. fig. 21, 2, which is from this level. 5 other similar rims.

Type B

Fig. 21, 4 and 2 similar rims.

CYLINDRICAL BOWL

1 example of fig. 21, 5 is from this level.

REDED RIM BOWLS

Of type A, 1 example cf. fig. 21, 8 was from this level.

Of type E, fig. 21, 17 was from this level, and 1 rim cf. fig. 21, 15.

FLANGED BOWLS

Of type A, fig. 22, 3 and 4 are from this level.

Type B

8. Thick heavy rim, flange below bead. Rather coarse grey ware. Cf. fig. 22, 11. 1 other similar rim.
9. Flange fairly broad, just below bead. Light-brown ware, grey in centre at break. Cf. fig. 22, 5.
Also from this level, fig. 22, 9 and 1 similar rim, 6 rims cf. fig. 22, 7, and 1 cf. fig. 22, 8.

Type C

10. Flange fairly broad, sloping slightly down. Red-brown ware, grey in centre at break. Cf. fig. 22, 14. 3 other similar rims.

Type D

11. Rather short thick flange. Grey ware, reddish-brown in centre at break. Cf. fig. 22, 18, which is from this level, with 1 other similar rim.

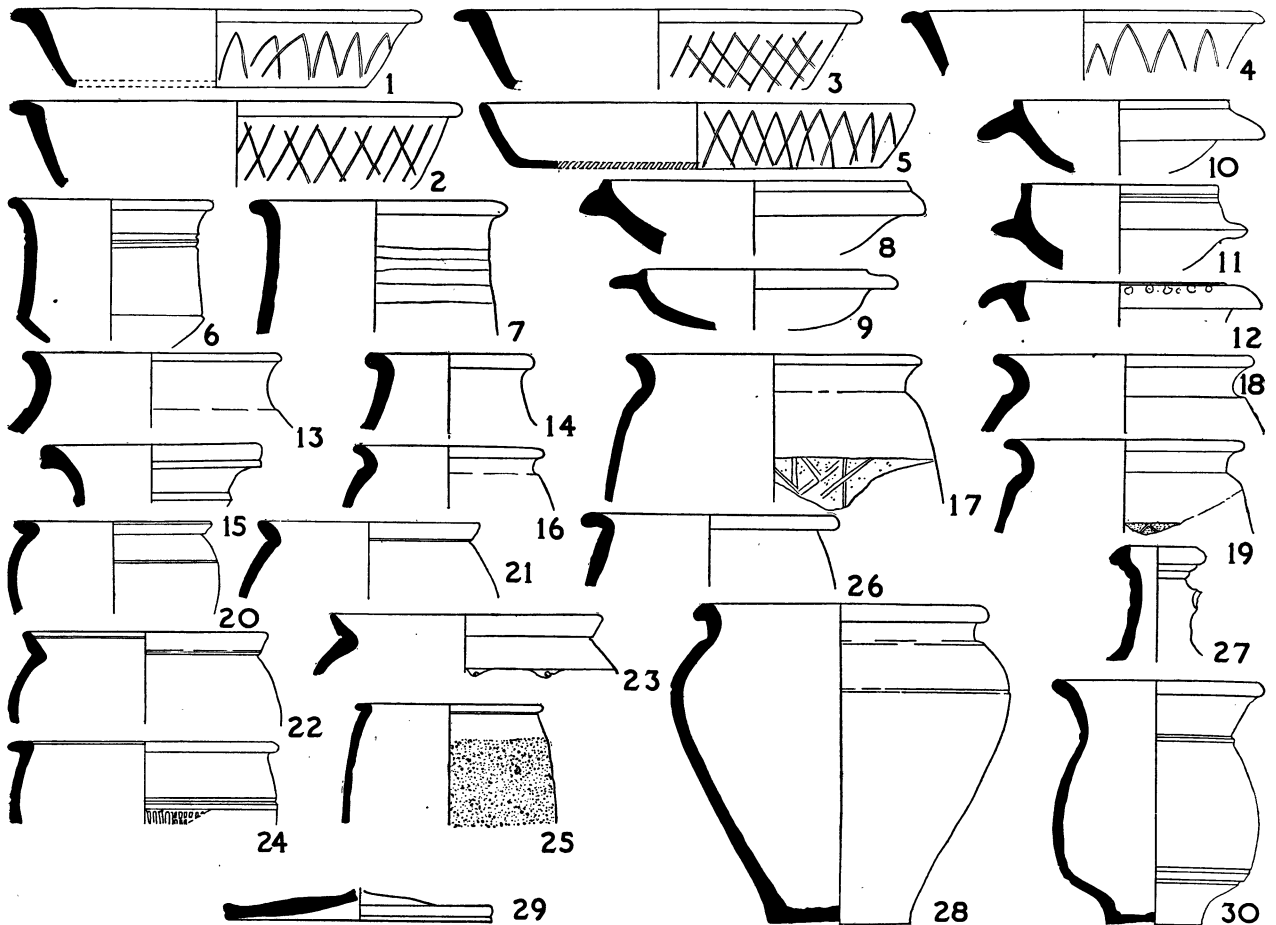


FIG. 49. Coarse pottery from Level VI, to A.D. 220 ($\frac{1}{4}$)

Type E

12. Flange broad and hooked. Light orange-brown ware. Decorated with spots of white paint on flange. Cf. fig. 22, 20, which is from this level.

MISCELLANEOUS BOWLS

1 example cf. fig. 23, 1.

NECKED BOWLS

Of type A, 2 rims cf. fig. 24, 1.

Type D

13. Neck medium high, rim turned out. Grey ware. Cf. fig. 24, 10. 4 other similar rims.

Of type E, fig. 24, 13 and 3 rims cf. fig. 24, 16.

Of type F, 1 rim cf. fig. 24, 17.

NECKED JARS

Of type B, fig. 25, 3 and 2 similar rims are from this level.

Of type D, fig. 25, 14 and 3 other similar rims are from this level, and 1 rim cf. fig. 25, 13.

Type E

14. Short-neck variety, rim rounded. Grey ware. Cf. fig. 25, 21, which is from this level, with 6 other similar rims.

Also from this level, fig. 25, 22 and 1 other similar rim, fig. 25, 23, and 1 example each cf. fig. 25, 18 and 20.

Miscellaneous

15. Narrow-necked jar, rim angular and splaying out. Grey ware.

CAVETTO RIM JARS

Of type A, 2 rims, both with wavy pattern, cf. fig. 26, 2 and 1 cf. fig. 26, 3.

Type B

16. Small, slightly curved rim, shoulder slightly marked. Grey polished ware. Cf. fig. 26, 6.

Type D

17. Rim nearly straight, slight bead at edge. Light-grey ware. Trellis pattern on central zone. Cf. fig. 26, 10. 4 other similar rims, 2 with wavy pattern and 2 without.

Also 4 rims cf. fig. 26, 13.

Type E

18. Rim fairly high, with pronounced curve, shoulder marked. Grey polished ware.

19. Rim fairly high, curving over at top, shoulder slightly marked. Light-grey ware.

18 and 19 cf. fig. 26, 16, which was from this level. 4 other similar rims, none with wavy pattern.

Also fig. 26, 14 and 15.

Of 9 other unidentifiable cavetto rims, 2 had wavy pattern, the rest not. This is the first level in which the wavy pattern on the necks seems to be definitely rare. Also, in all the fragments preserved far enough, there seems to be a marked shoulder or ledge beneath the neck, which is rare in the earlier levels.

BEAD-RIM JARS

Fig. 26, 26 and 29 and 1 similar rim, and 1 rim cf. fig. 26, 25 and 4 cf. fig. 26, 27.

OBLIQUE RIM JARS

2 rims cf. fig. 26, 31.

EVERTED RIM JARS

Type A

20. Rim folded back very flatly. Grey ware. Girth groove on shoulder. Cf. fig. 27, 3, with 1 other similar rim.

Also 1 rim each cf. fig. 27, 4, 6, and 9.

Of type B, 1 rim cf. fig. 27, 14, and 2 cf. fig. 27, 15.

Type C

21. Thick nearly upright rim. Grey ware, polished externally. Cf. fig. 27, 19. 1 other similar rim.
 22. Thin upright rim. Grey ware. Cf. fig. 27, 24.
 23. High rim, sloping out. Grey ware, polished externally. Cf. fig. 27, 27. 7 other similar rims.
 Also 1 rim each cf. fig. 27, 21 and 23, and 3 cf. fig. 27, 26.

Type F

24. Thick rim, turned back squarely. Grey ware, brown in centre at break. Rouletting in central zone. Cf. fig. 27, 36 with 1 other similar rim.
 Also from this level, fig. 27, 37 and 10 similar rims; fig. 27, 38 and 2 similar rims; 3 rims cf. fig. 27, 32; 1 cf. fig. 27, 33; 11 cf. fig. 27, 34; 4 cf. fig. 27, 35; 4 cf. fig. 27, 40; 3 cf. fig. 27, 42; 6 each cf. fig. 27, 43 and 44; 2 cf. fig. 27, 45.

Type G

25. Small rim, turned back squarely. Colour-coated ware, light-red paste, brown coat externally. Cf. fig. 27, 50. 2 other similar rims.
 Also 1 rim cf. fig. 27, 47.

Type H

26. Rim curled over. Grey ware, black outside. Cf. fig. 27, 51, with 3 other similar rims.
 Also 1 cf. fig. 27, 53 and 2 each cf. fig. 27, 54 and 55.

Of type J, 1 rim cf. fig. 27, 56.

RING-NECK JUGS

Type D

27. Top ring thick, rest only lines. Cf. fig. 28, 9. 8 other similar rims.
 Also 1 cf. fig. 28, 10.

Of type E, 1 rim each cf. fig. 28, 11, 12, and 13.

FLAGON

Of type B, fig. 28, 22 is from this level.

STORAGE JARS

- Of type A*, 1 rim cf. fig. 29, 4.
Of type C, 2 rims cf. fig. 29, 8.
Of type E, 1 rim cf. fig. 29, 12, and 2 cf. fig. 29, 13.
Of type F, fig. 29, 19 is from this level, also 3 rims cf. fig. 29, 17, and 4 cf. fig. 29, 18.
Of type G, 1 rim cf. fig. 29, 20.
Of type K, 3 rims cf. fig. 29, 29.

COOKING-POTS

- Of type A*, 1 rim cf. fig. 30, 12.
Of type B, fig. 30, 16, and 3 rims cf. fig. 30, 14 and 1 cf. fig. 30, 15.
Of type C, fig. 30, 20 is from this level.

Type E

28. Small jar with high shoulder, short neck, and rounded rim. This is near fig. 30, 24, but the rim is more rounded, and it is less heavy than fig. 30, 25.
Of type F, fig. 30, 26 is from this level.

LIDS

Of type A, 4 sherds cf. fig. 31, 1 and 1 cf. fig. 31, 2.

Of type B, 1 sherd cf. fig. 31, 7.

Type C

29. Edge projecting slightly upwards, slightly grooved. Light-grey ware. Cf. fig. 31, 8, but flatter. 1 other similar rim.

Of type D, 1 lid cf. fig. 31, 11.

CASTOR WARE

Fig. 32, 17 and 1 similar rim, both of thumb-pots with self-coloured barbotine scale pattern, are from this level. Fragments of 1 other similar thumb-pot, and 2 others decorated with rouletting; 1 fragment of a lid, with wedge-shaped decoration; 1 low and fairly broad base; 9 other fragments of fine ware, and 2 of thick ware, 1 with white paste and brown slip and 1 of light-buff ware, olive-brown slip, were also found.

AMPHORAE

2 examples cf. fig. 33, 3.

SW. BUILDINGS II. PROBABLY = VI.

CARINATED BOWL

Type A

30. Small bowl, slightly curving sides. Light-brown ware, firing grey on surfaces, polished externally, cf. fig. 21, 2, but rim higher.

VII

The coins from this level consist of Trajan, Hadrian, and Antoninus Pius. The Samian (fig. 9, 16-22) includes early sherds from Domitianic onwards, Antonine forms, and 1 sherd (fig. 9, 22) which may be dated to the third century (A.D. 220-40). The Castor ware is in considerably greater quantity than in VI. Most of the types and ware are of vessels which are found from the end of the second century onwards. The first appearance of the small fairly high base, fig. 51, 6, is, however, to be noted. It is a distinctly later type than those illustrated in *Verulamium 1938*, fig. 16, 6-8. In period IV levels at the Verulamium Theatre there were 18 low bases to 13 high ones (in the late-fourth-century filling of the orchestra, the bases were almost exclusively high), and therefore the proportion in the level under consideration is very much lower. The jug neck, fig. 51, 3, is close to that from the first half of the third century from *Verulamium 1938*, fig. 17, 19.

In the coarse ware the most important point is the appearance of the hammer-headed type of mortarium, which (see p. 79) appears in one group covering the turn of the second-third centuries, is fairly common in the first half of the third century, and the predominant type of the end of the century. The other mortaria are of type F, which is a common Antonine type, and include 1 stamped by GRATINVS, dated A.D. 160-200. In the flanged bowls, types C and D are the most common; these are characteristic of the third century, though appearing by the end of the second. Type F appears for the first time, but it is not closely datable from other sites. The cavetto rim jar type F also appears at the end of the second century, and is common in the third. Type E, which does not seem on most sites to be found in the second half of the third century, is, however, the most common type. The very great majority of the everted rim jars are of type F, which appears in the Antonine period, this being the level where it is found in the greatest numbers.

The date of the level therefore appears to be the first half of the third century A.D.

Fig. 50

MORTARIA

Type F

1. Flange fairly narrow, curving gently. Light-buff ware. Stamp, cf. GRATINVS (see fig. 58, 9B).
2. Light, gently curved flange. Orange-brown ware.
1 and 2 cf. fig. 18, 15, though rather less curved.
3. Fairly narrow flange, curving slightly down. Orange ware. Cf. fig. 18, 16.

Of type H. 2, fig. 18, 22 is from this level and 1 rim cf. fig. 18, 21.

PIE-DISHES

Type A

4. Rim curved and pointing slightly up. Grey ware. Polished curves externally. Cf. fig. 19, 1.
5. Smallish rim, curved junction with wall inside and out. Grey ware. Acute-angled trellis pattern externally. For rim cf. fig. 19, 3. 1 other similar rim.
6. Fairly narrow rim, sharp angle inside and out with wall. Base not preserved. Light-grey ware. Fairly acute-angled trellis pattern externally. For rim cf. fig. 19, 2. 15 other similar rims from this level.
7. Wall high and inclined out, rim thin and at sharp angle to wall. Grey ware. Curved trellis pattern externally. Cf. fig. 19, 8, which is from this level, and 7 other similar rims.
Also from this level, 2 rims, cf. fig. 19, 4, fig. 19, 7, and 10 similar rims, fig. 19, 9, and 1 other similar rim, and fig. 19, 10.

Type D

8. Heavy rounded rim, curved junction with wall below. Grey ware. For rim cf. fig. 19, 20. 3 similar rims.

Type C

9. Heavy rim, rounded angle with wall beneath. Grey ware. For rim cf. fig. 19, 18. 1 other example from this level.
Also from this level, fig. 19, 16 and 17.

Type E

10. Smallish rim, groove at junction with wall. Light-grey ware.
11. Similar rim, almost complete dish. Dark-grey ware. Curved trellis pattern externally and on base.
12. Rather broader rim and more pronounced groove. Grey ware.
For rims of 10-12 cf. fig. 19, 21. 2 other similar rims.

STRAIGHT-SIDED DISHES

3 examples of fig. 20, 1.

BEAD-RIM DISHES

13. Bead defined by groove. Dark-grey ware. Faint acute-angled polished lines externally. Cf. fig. 20, 9, with 2 other similar dishes from this level.
Also 2 examples cf. fig. 20, 7, 4 cf. fig. 20, 8, and 1 cf. fig. 20, 10.

CARINATED BOWLS

Of type A, 2 rims cf. fig. 21, 2.

Of type B, 11 rims cf. fig. 21, 4, all undecorated.

REEDED RIM BOWLS

Of type A, 1 rim cf. fig. 21, 9 was from this level.

FLANGED BOWLS

Of type A, 1 rim cf. fig. 22, 1.

Type B

14. Thick fairly short flange, just below bead. Grey ware.

15. Similar rim, bead rather higher. Grey ware.

14 and 15 cf. fig. 22, 6. 6 other similar rims.

Also from this level, fig. 22, 11 and fig. 22, 12 and 1 other similar rim.

Type C

16. Broad flange, sloping slightly downwards. Grey ware. Cf. fig. 22, 14, which is from this level, and also 4 similar rims.

Fig. 22, 15 is also from this level.

Type D

17. Flange short and triangular. Grey polished ware. Cf. fig. 22, 17, which is from this level. Also 5 other similar rims.

18. Similar type, flange more pronounced. Grey ware. Cf. fig. 22, 18. 2 other similar rims.

19. Similar type, flange sloping downwards. Grey ware. Cf. fig. 22, 19, which is from this level.

Type E

20. Flange with pronounced hook. Light-brown ware. Cf. fig. 22, 21, which is from this level.

Also 1 rim cf. fig. 22, 20.

Type F

21. Flange hooked, below bead. Creamy-white ware. Flange decorated with leaf-shaped splashes of brown paint. Cf. fig. 22, 23, which is from this level.

Fig. 22, 22 is also from this level.

MISCELLANEOUS BOWLS

22. Hemispherical bowl, imitating Samian Form 37. No decoration, except a line dividing the rim zone from the body. Polished orange-brown ware.

Fig. 23, 3 is from this level.

NECKED BOWLS

Of type A, fig. 24, 3 is from this level, and 1 rim cf. fig. 24, 1.

Type D

23. Small bowl, upright neck. Grey ware. Cf. fig. 24, 9. 1 other similar rim.

Of type E, 2 rims cf. fig. 24, 13; 1 cf. fig. 24, 14; 3 cf. fig. 24, 15, and 1 cf. fig. 24, 16.

Of type F, 1 rim cf. fig. 24, 17.

NECKED JARS

Of type A, 3 rims cf. fig. 25, 1.

Of type D, 1 rim each cf. fig. 25, 13 and 14.

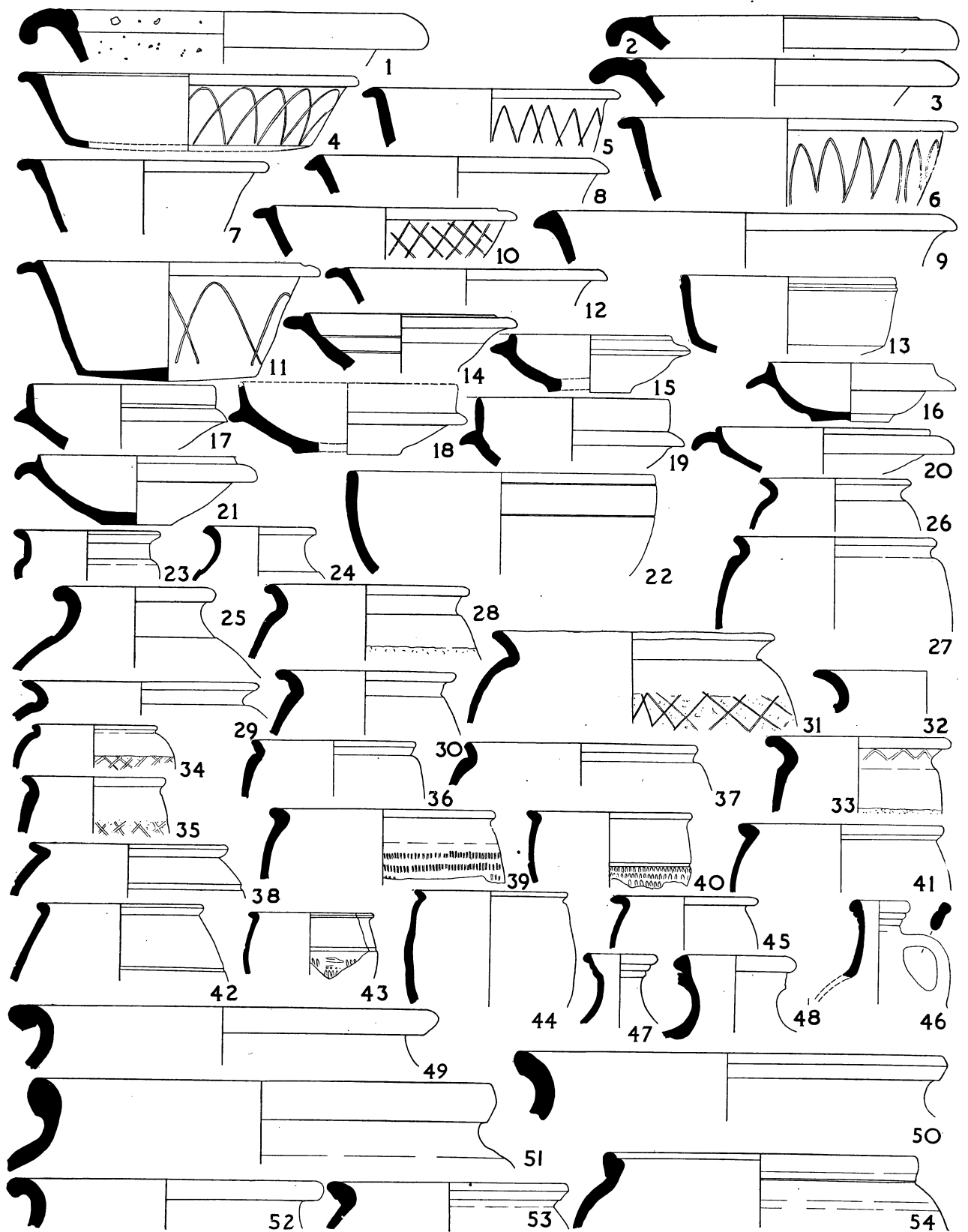


FIG. 50. Coarse pottery from Level VII, first half third century (¼)

Type E

24. Rather small, light jar. Light-grey ware. Cf. fig. 25, 18. 2 other similar rims.
 25. Heavy type, rounded rim. Grey ware, red-brown at break. Cf. fig. 25, 20. 1 other similar rim.
 Also 1 rim cf. fig. 25, 19 and 3 cf. fig. 25, 22.

CAVETTO RIM JARS

Type A

26. Small rim, slightly curved. Polished grey ware. Cf. fig. 26, 3. 1 other similar rim.

Type B

27. Similar rim, pronounced shoulder. Grey ware. Cf. fig. 26, 6.

Of type C, 1 rim cf. fig. 26, 8, without wavy pattern.

Type D

28. Rim nearly straight, bead at edge. Polished dark-grey ware. Cf. fig. 26, 10. 2 similar rims,
 1 with wavy pattern.

Type E

29. Rim more curved, small. Polished light-grey ware. Cf. fig. 26, 15.
 30. Small rim, curved. Polished dark-grey ware.
 31. Rim higher, pronounced curve, shoulder marked. Polished grey ware.
 30 and 31 cf. fig. 26, 16. 5 other similar rims, none with wavy pattern.

Type F

32. High rim, curving well out. Polished dark-grey ware. Cf. fig. 26, 17. 3 other similar rims.
 33. Smallish vessel, rim curved well out. Polished dark-grey ware. Wavy pattern on rim cf.
 fig. 26, 19, but smaller.

Of 15 other small cavetto rim fragments, only 1 had a very scrawled wavy pattern.

BEAD-RIM JARS

34. Small round bead rim. Grey ware. Cf. fig. 26, 28. 2 other similar rims.
 35. Short neck, slight bead rim. Grey ware. Cf. fig. 26, 27. 2 other similar rims.
 Also 1 rim cf. fig. 26, 25, and 3 cf. fig. 26, 26.

OBLIQUE RIM JARS

36. Short straight rim, shoulder marked. Polished grey ware.
 37. Short oblique rim, shoulder marked. Polished dark-grey ware.
 36 and 37 cf. fig. 26, 31.

EVERTED RIM JARS

Type A

38. Rim turned well back, slightly concave internally. Grey ware. Girth groove on shoulder.
 Cf. fig. 27, 9.

Of type B, 1 rim each cf. fig. 27, 11 and 16.

Of type C, 2 rims each cf. fig. 27, 20 and 24.

Type F

39. Thick rim, turned over squarely. Orange-brown ware. Rouletted pattern on body. Cf. fig.
 27, 35. 13 other similar rims from this level.

40. Thick rim, less square than last. Orange-brown ware. Girth groove on shoulder, rouletted pattern below. Cf. fig. 27, 33. 3 similar rims.
41. Thick rim, flat on top. Orange-brown ware. Cf. fig. 27, 34. 8 other similar rims.
42. Small thick rim, rather rounded. Orange-brown ware. Girth groove on shoulder. Cf. fig. 27, 40, which is from this level, and also 6 other similar rims.
43. Small rounded rim. Orange-brown ware. Girth groove on shoulder, rouletted basket pattern below. Cf. fig. 27, 44. 5 other similar rims.
44. Small rim, turned back and pointed. Orange-brown ware. Cf. fig. 27, 32. 5 other similar rims.

Also from this level, fig. 27, 41, 42, 45, and 46; 8 rims cf. fig. 27, 37, and 4 cf. fig. 27, 38.

Of type G, 4 rims cf. fig. 27, 50.

Type H

45. Small rim, curled well over. Grey ware. Cf. fig. 27, 55.

Also from this level, fig. 27, 53 and 2 other similar rims, and 2 rims cf. fig. 27, 54.

Of type J, fig. 27, 58 and 2 similar rims, and 2 rims cf. fig. 27, 57 are from this level.

RING-NECK JUGS

Of type C, 1 neck cf. fig. 28, 6.

Type D

46. Top ring thick, lower ones hardly indicated. Orange-buff ware. Cf. fig. 28, 9. 2 other similar rims.

Also 2 necks cf. fig. 28, 8.

Type E

47. Short concave neck, rings flat. Light-brown ware. Cf. fig. 28, 11.

FLAGONS

Type B

48. Shortish thick neck, handles immediately below rim. Light-buff ware. Cf. fig. 28, 22.

Also from this level, 1 example cf. fig. 28, 23.

STORAGE JARS

Type C

49. Rim curved well over, and undercut. Cf. fig. 29, 8. 1 other similar rim.

Type E

50. Thin rim, pointed on top. Cf. fig. 29, 12. 1 other similar rim.

Also 2 rims cf. fig. 29, 13, and 1 cf. fig. 29, 14.

Type F

51. Rim flattened on top, pointed edge. Cf. fig. 29, 17. 4 other similar rims.

Also 3 rims cf. fig. 29, 19, and 1 cf. fig. 29, 18.

Of type G, 1 rim cf. fig. 29, 21.

Of type H, fig. 29, 22 is from this level.

Type J

52. Small rim, curved over. Cf. fig. 29, 24.

Also from this level, fig. 29, 25 with 2 similar rims.

Of type M, 1 example cf. fig. 30, 3.

COOKING-POTS

Type C

53. Heavy rim, straight inside. Cf. fig. 30, 19. 2 other similar rims.

Type B

54. Fairly heavy rim, ridged inside. Cf. fig. 30, 14. 1 other similar rim.

Also 2 rims cf. fig. 30, 15, and 1 rim cf. fig. 30, 16.

Fig. 51

LIDS

Of type A, 9 sherds cf. fig. 31, 1.

Of type B, fig. 31, 7 and 1 similar rim, and 2 sherds cf. fig. 31, 4.

Type C

1. Edge slightly thickened above and below. Grey ware. Cf. fig. 31, 9. 2 other similar rims.

2. Similar, but edge not thickened. Grey ware. Cf. fig. 31, 10, but not so flat. 2 other similar rims.

Of type D, fig. 31, 11, and 5 similar rims.

CASTOR WARE

3. Neck of jug with pinched mouth. Buff ware, olive-brown slip, cf. *Verulamium 1938*, first half third century, fig. 17, 19. A similar example (unpublished) came from the period IV level of the Verulamium Theatre, end of third century.

4. Rim of small beaker, curving gently outwards. Buff ware, olive-brown slip. Cf. fig. 32, 17. 1 other similar rim, of a thumb-pot decorated with self-coloured scale pattern.

5. Rim of small beaker, turned over flatly. Brown ware, dark-brown slip. Decorated with self-coloured scale pattern. Cf. fig. 32, 18. 2 other similar rims.

6. Small base of thumb-pot, fairly high. Light-buff ware, brown slip. First appearance of the small high base.

7. Broad low base. Red-brown ware, red-brown slip, darker zone above. 5 other similar bases.

The dish fig. 32, 1 and the pot fig. 32, 12, are from this level. Also many fragments of hard thin ware, orange-brown paste. Only 1 fragment of thick white ware. 1 sherd of Rhenish ware.

VIII

The coins from this level were Trajan, Commodus, and Septimius Severus.

In Castor ware, the flanged dish (fig. 51, 13) appears for the first time. 1 example only of this dish was found in the period IV levels of the Verulamium Theatre, dating to the end of the third century, as against a great number from the fourth-century levels. The rest of the ware from VIII was thin and hard.

The rest of the pottery from the level, which was a thin one, does not help towards dating. From the Castor ware, the date may be second half of third century.

FLANGED BOWLS

Of type B, fig. 22, 13 is from this level.

NECKED JARS

Of type D, fig. 25, 15 is from this level.

Type E

8. Thick heavy type. Grey ware, red-brown at break. Cf. fig. 25, 22. 1 other similar rim.

STORAGE JARS

Of type A, 1 rim cf. fig. 29, 4.

Of type E, 1 rim cf. fig. 29, 13.

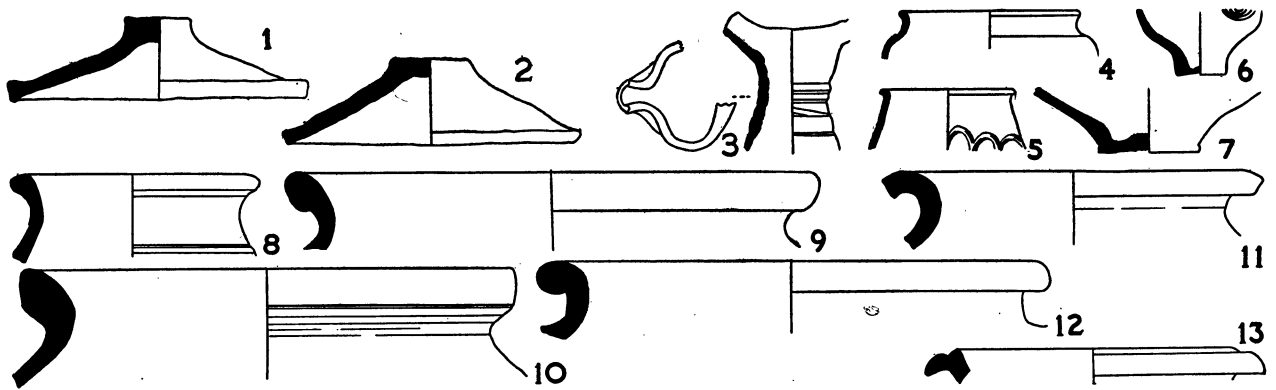


FIG. 51. Coarse pottery from Level VII, first half third century (*cont.*) (1-7) and from Level VIII, second half third century (8-13) ($\frac{1}{2}$)

Type F

9. Rim flattened on top, pointed edge. Cf. fig. 29, 17.

Type G

10. Heavy rim, flattened on top, pointed externally. Cf. fig. 29, 20.

Also 1 rim cf. fig. 29, 21.

Type H

11. Small rim, curved well out. Hard, light-buff ware. Cf. fig. 29, 22.

Of type J, 1 rim cf. fig. 29, 24.

Of type K, 1 rim cf. fig. 29, 28.

Type M

12. Small rim, rolled well over. Cf. fig. 30, 6.

COOKING-POTS

Of type B, 1 rim cf. fig. 30, 14.

CASTOR WARE

13. Rim of flanged dish. Thick white ware, olive-brown slip. First appearance of this type of dish. Base of dish of similar ware. Cf. fig. 32, 5.

Also 1 rim cf. fig. 32, 4. All the other fragments were of hard thin ware, including a thumb-pot with self-coloured scale pattern, and a rim cf. fig. 32, 20.

IX

The only stratified coins were Trajan, and Constantine I of A.D. 313-15.

The Samian (fig. 10) includes 1 third-century (fig. 10, 4), 4 Hadrian-Antonine, and 19 Antonine sherds (mainly plain forms). It is interesting to note in the tabulation of the occurrence by levels of some of the late Samian forms (p. 72) the greatly increased numbers of forms 38 and 45. These are all dated by Dr. Oswald to the Antonine period, and examples do in fact occur in period II (A.D. 150-60). But these are the 2 forms which *par excellence* are the characteristic forms of the imitation Samian so common in late-third- and fourth-century groups. It has always appeared odd that these imitations should be so much later than the generally accepted date of the forms in true Samian ware. The evidence of Leicester, which is exceptional in its unusually complete succession of levels, does seem to suggest that the true Samian forms continued to be current considerably later than the Antonine period. It may be noted that this is no reason to suppose that the period IX levels contained an appreciable quantity of earlier material, since there were no building operations to disturb earlier levels, and Samian earlier than the Hadrian-Antonine period is in fact absent.

The Castor ware shows a considerable increase over VII in thick white ware, and the proportion is appreciably higher than in the period IV levels of the Verulamium Theatre, dated to the end of the third century. On the other hand, it is much lower than the Orchestra filling from the same site, dated to the end of the fourth century. The proportion of high bases similarly is greater than that from the Theatre period IV, but much less than that in the Orchestra filling. In the Orchestra filling no thumb-pots, of which there were several examples in the level under consideration, and which are very common in late-third-century levels on all sites, were found. Flanged dishes also were more common than in the Theatre period IV levels, but much less so than in the Orchestra filling. The disc-necked jug is predominantly a late-fourth-century type, but may first appear at the beginning of the century (see p. 123).

Red-coated imitation Samian, which is so common in the second half of the fourth century, is rare, only 3 sherds occurring. The mortaria are all of the hammer-headed type, type H. 2, of which there are 2 examples, being predominantly third century, and dying out early in the fourth, and type H. 3 appearing first in the fourth century. Flanged dishes, of grey or black fumed ware, first appear in this level, which seems to be a distinctly later appearance than on most sites, type A, of which there are 2 examples, being a late-second-third-century type, becoming rare in the fourth century, and type A. 2, of which there are also 2 examples, appearing at the end of the third century and being common in the fourth.

The cavetto rim jars are also predominantly late, though a considerable number of type E are included. The greatest number are of type F, which is a common late-third-century type, lasting till the middle of the fourth century. Type H, of which there is 1 example, is a fourth-century type.

The date of the level is thus probably the first quarter of the fourth century.

Fig. 52

MORTARIA

Of type H. 2, fig. 18, 21 and 3 similar rims are from this level.

Of type H. 3, fig. 18, 23 is from this level.

PIE-DISHES

Type A

1. Fairly narrow rim, sharp angle with wall inside and out. Grey ware. Acute-angled trellis pattern externally. Cf. fig. 19, 2.

2. Wall high, rim small and slightly curved. Grey ware. Acute-angled trellis pattern externally.
3. Similar form. Light-grey ware. Similar trellis pattern.
2 and 3 cf. fig. 19, 9.
Also 1 example each fig. 19, 1 and 5.

Type B

4. Small rounded rim. No chamfer at base. Grey ware. Cf. fig. 19, 11.

Type E

5. Small rim, shallow groove at junction with wall. Dark-grey ware. Broad-angled trellis pattern externally. Cf. fig. 19, 21, which is from this level, and also 3 other similar rims.
6. Rather larger rim and deeper groove. Curved trellis pattern externally. Dark-grey ware internally, reddish-grey externally.
7. Similar form and trellis pattern. Grey ware.
6 and 7 cf. fig. 19, 22. 2 other similar rims from this level.
This is the first level in which the rim with groove appears in any numbers.
All the pie-dishes from this level seem to be deep, with the exception of no. 4.

STRAIGHT-SIDED DISHES

Fig. 20, 3 is from this level, and 2 examples cf. fig. 20, 1, and 8 cf. fig. 20, 2.

BEAD-RIM DISHES

1 rim cf. fig. 20, 9.

FLANGED DISHES

Type A

8. Flange straight. Grey polished ware. Cf. fig. 19, 28. 1 other similar rim.

Type B

9. Flange heavy and triangular. Light-grey polished ware. Cf. fig. 19, 29, which is from this level.

CARINATED BOWLS

Type B

10. Small bowl, straight sides. Grey ware. Undecorated. Cf. fig. 21, 4. 1 other similar rim.

FLANGED BOWLS

Type B

11. Flange just below rim. Grey ware. Cf. fig. 22, 5. 2 other similar rims.

Of type C, 1 rim each cf. fig. 22, 14 and 16.

Type D

12. Flange short and thick. Grey polished ware. Cf. fig. 22, 17. 2 other similar rims.

Of type F, 6 examples cf. fig. 22, 23.

TAZZA

13. Tazza with pie-crust decoration. Light-buff ware, buff slip.

NECKED BOWLS

Type A

14. Neck curved, rim turned over. Light-grey ware. Trellis pattern on body. Cf. fig. 24, 3. 2 other similar rims.

Of type B, 6 cf. fig. 24, 4 and 1 cf. fig. 24, 5.

Type D

15. Short upright neck. Grey ware. Cf. fig. 24, 9. 2 other similar rims.

Also 1 rim cf. fig. 24, 10.

Type C

16. Neck more curved. Grey ware. Cf. fig. 24, 7, which is from this level, with 3 other similar rims.

Also 1 rim cf. fig. 24, 6.

Of type E, 1 rim cf. fig. 24, 12; 4 rims cf. fig. 24, 13; 3 cf. fig. 24, 15, and 1 cf. fig. 24, 16 are from this level.

Type F

17. Short neck, thick rim. Gritty grey ware.

18. Rim curved well out, beyond girth. Grey ware.

17 and 18 cf. fig. 24, 17.

Of type G, fig. 24, 19 is from this level.

NECKED JARS

Of type B, fig. 25, 4 and 5 and 1 similar rim are from this level.

Of type D, 3 rims cf. fig. 25, 13, and 2 cf. fig. 25, 14.

Type E

19. Slightly curved neck, rim turned well out. Light-grey ware. Cf. fig. 25, 17.

20. Heavier jar. Grey ware.

21. Similar jar. Grey ware.

20 and 21 cf. fig. 25, 22. 1 other similar rim.

Also from this level fig. 25, 26, and 4 rims cf. fig. 25, 21.

Miscellaneous

22. Heavy rim, square on top. Grey ware.

23. Heavy rim, very short neck. Grey ware.

CAVETTO RIM JARS

Of type C, 1 rim cf. fig. 26, 9.

Of type D, 2 rims cf. fig. 26, 13.

Type E

24. Fairly small curved rim. Polished dark-grey ware. Cf. fig. 26, 14. 1 similar rim.

25. Rim higher and more curved. Polished grey ware.

26. Similar rim. Polished dark-grey ware. Trellis pattern round girth.

27. Similar rim and ware.

25-7 cf. fig. 26, 15. 9 other similar rims, none with wavy pattern on rim.




FIG. 52. Coarse pottery from Level IX, first quarter fourth century (¼)

Type F

28. Rim with more pronounced curve. Shoulder marked. Polished grey ware, trellis pattern on girth.

29. Similar rim. Polished grey-brown ware.

28 and 29 cf. fig. 26, 17. 13 other similar rims, none with wavy pattern.

30. Heavy rim curving well out. Grey ware. Cf. fig. 26, 19.

Fig. 26, 18 and 1 other similar rim, neither with wavy pattern, are from this level.

Of type H, fig. 26, 22 is from this level.

BEAD-RIM JARS

Fig. 26, 30 and 2 rims cf. fig. 26, 26, and 1 each cf. fig. 26, 27 and 29 are from this level.

OBLIQUE RIM JARS

1 example cf. fig. 26, 32.

POPPY-HEAD BEAKERS

Fig. 26, 34 is from this level, and 1 example cf. fig. 26, 35.

EVERTED RIM JARS

Type A

31. Thick upright rim. Light-grey ware, polished externally. Girth groove on shoulder, groups of barbotine dots below. Cf. fig. 27, 4. 2 other similar rims.

Also 1 rim cf. fig. 27, 6.

Of type B, 1 rim each cf. fig. 27, 11 and 14.

Type C

32. Fairly thick rim, inclined out. Grey ware, reddish-brown at break. Cf. fig. 27, 19. 1 other similar rim.

Also 2 rims each cf. fig. 27, 24 and 27.

Of type E, 1 rim cf. fig. 27, 31.

Type F

33. Rim turned back flatly. Orange-brown ware. Cf. fig. 27, 32.

Also 2 rims each cf. fig. 27, 33 and 34; 1 each cf. fig. 27, 35 and 36, 2 cf. fig. 27, 42.

Type H

34. Thick rim, turned back. Grey ware. Cf. fig. 27, 51. 2 other similar rims.

Also 2 rims cf. fig. 27, 54.

Of type J, fig. 27, 57 and 1 other similar rim, and 1 cf. fig. 27, 56, are from this level.

RING-NECK JUGS

Type D

35. Top ring thick, rest hardly emphasized. Handle shows start of 2 ribs. Buff ware, patchy orange slip. Cf. fig. 28, 9.

Fig. 28, 10 is also from this level.

Of type E, fig. 28, 13 is from this level.

FLAGON

Of type B, 1 rim cf. fig. 28, 22.

STORAGE JARS

Of type C, fig. 29, 9 is from this level.

Type E

36. Thin pointed rim cf. fig. 29, 13. 8 other similar rims.

Also from this level, fig. 29, 15 and 1 rim cf. fig. 29, 12.

Type F

37. Rim flattened on top, pointed externally. Cf. fig. 29, 17. 8 other similar rims.

38. Rim flattened on top, pointed edge. Cf. fig. 29, 18.

39. Similar rim, smaller. Cf. fig. 29, 19. 2 other similar rims.

Of type G, 1 rim cf. fig. 29, 20.

Type H

40. Small rim, curved out. Cf. fig. 29, 22. 2 other similar rims.

Type J

41. Rim rolled well out, and undercut. Cf. fig. 29, 25.

42. Similar rim. Cf. fig. 29, 24. 5 other similar rims.

Type K

43. Triangular rim, flat inside. Cf. fig. 29, 29.

44. Similar rim, ridged inside. Cf. fig. 29, 28.

Type M

45. Small rim, curved out, not thickened. Cf. fig. 30, 3.

46. Similar rim, thickened. Cf. fig. 30, 4.

Type N

47. Small jar, rim curved out. Cf. fig. 30, 7.

Fig. 53

COOKING-POTS

Type B

1. Rim straight outside, ridged inside. Cf. fig. 30, 15. 1 other similar rim.

Also 2 rims cf. fig. 30, 14.

Type C

2. Heavy rim, flat inside. Cf. fig. 30, 19.

Also 2 rims cf. fig. 30, 17.

LIDS

Type A

3. Edge very slightly thickened. Grey ware. Cf. fig. 31, 1, with 2 similar rims.

Of type C, 2 rims cf. fig. 31, 9.

Type D

4. Edge thickened and grooved. Grey ware. Cf. fig. 31, 11. 4 similar rims.

IMITATION SAMIAN

3 fragments.

CASTOR WARE

5. Neck of jug with disc round it. Buff ware, patchy orange-brown slip. Cf. fig. 32, 34. 4 other similar jugs, of which this is the first appearance.
6. Small high base of thumb-pot. Orange-buff ware, metallic brown slip, light on base, darker above.
7. Small high base. Orange-buff ware, patchy brown slip. 6 similar high bases.
There were also 9 low broad bases, 4 broad high bases, and 8 medium high bases.

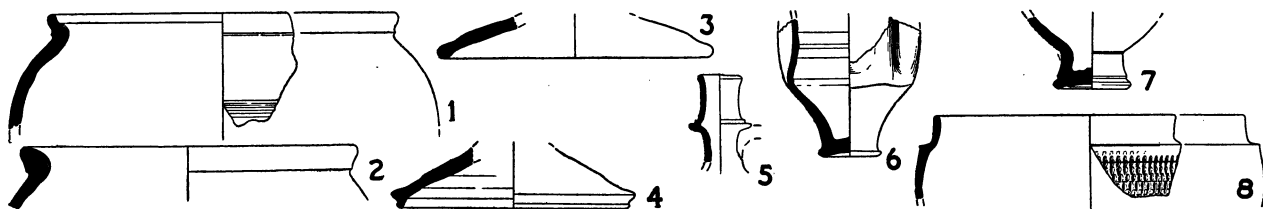


FIG. 53. Coarse pottery from Level IX, first quarter fourth century (*cont.*) (1/4)

8. Rim of square-shouldered pot. Orange-brown ware, brown slip. Body decorated with rouletted wedges. Cf. fig. 32, 12, with 2 other similar sherds.

The beaker fig. 32, 20 with 10 similar rims, including 1 Rhenish sherd, fig. 32, 23 with 3 similar rims, 1 rim cf. fig. 32, 25, fig. 32, 26 with 2 similar rims, are from this level. The small beaker with rim turned over does not occur in this level.

The dish fig. 32, 4 is from this level, with fragments of 3 other thick heavy dishes.

Rather more than half of the numerous sherds were thin and hard, the remainder being thicker, and some of white paste with dark-brown slip. 3 sherds were decorated with white paint (first appearance). There were 3 sherds of thumb-pots decorated with scale pattern. The commonest form of decoration was rouletted wedges or self-coloured scale pattern. Some sherds were decorated with barbotine wreaths or hunting-scenes.

ROOM VI. LEVEL X

The Castor ware is distinctly later than that of level IX, since it included only thick white or buff ware. It thus resembles the ware from the late fourth-century Orchestra filling of the Verulamium Theatre. Only 1 flanged dish was, however, found.

1 example was found in this level of mortaria type J, which is common on late-fourth-century sites in the south, and was not found in the period IV levels of the Verulamium Theatre, dated to the end of the third century.

The cavetto rim jar-form which is the most common is type F, which elsewhere lasts till the middle of the fourth century. Types G and H, which are fourth-century forms and very common in the second half of the century, occur, however, nearly as frequently. Flanged dishes are very common, including 8 examples of type B, which is mainly a fourth-century form.

The group appears to be somewhat earlier than the upper levels in the SE. Angle (below). Its date may be mid-fourth century.

Fig. 54

MORTARIA

Of type J, 1 cf. fig. 18, 24.

PIE-DISHES

Type A

1. Wall inclined out, rim thin, junction with wall sharp. Grey ware. Acute-angled trellis pattern externally. Cf. fig. 19, 7.
2. Wall high, rim thin and curving. Grey ware. Cf. fig. 19, 9.

Of type C, fig. 19, 18 is from this level.

Type E

3. Small rim, grooved. Grey ware. Cf. fig. 19, 21.
4. Rather heavy rim, fairly shallow groove. Grey ware. Cf. fig. 19, 23. 1 other similar rim from this level.

Also from this level fig. 19, 22.

Of type F, fig. 19, 26 is from this level.

STRAIGHT-SIDED DISH

5. Shallow dish, sides almost straight. Grey ware. Cf. fig. 20, 1.

FLANGED DISHES

Type A

6. Flange slightly curved down. Grey ware. Decorated externally with polished curves.
 7. Similar type, flange straight. Similar ware and decoration.
- 6 and 7 cf. fig. 19, 28. 11 other similar rims.

Type B

8. Flange rather heavier. Grey ware.
 9. Similar type. Dark-grey ware, decorated externally with polished curves.
- 8 and 9 cf. fig. 19, 29. 6 other similar rims.

NECKED BOWLS

Of type C, 2 rims cf. fig. 24, 6.

Type D

10. Small bowl, upright neck. Grooves round neck. White ware, grey slip. Cf. fig. 24, 9.

Type E

11. Fairly small bowl, neck slightly curved. Girth groove round bulge. Grey ware.
12. Similar bowl. Girth groove round bulge. Grey ware, polished externally, red-brown at break.

11 and 12 cf. fig. 24, 12, which is from this level, with 1 other similar rim.

Of type G, 1 rim cf. fig. 24, 20.

NECKED JARS

Of type B, 1 rim cf. fig. 25, 5.

Type E

13. High neck, slightly curved. Light-grey ware. Cf. fig. 25, 19.
 14. Shorter type. Grey ware, red-brown at break. Cf. fig. 25, 21.

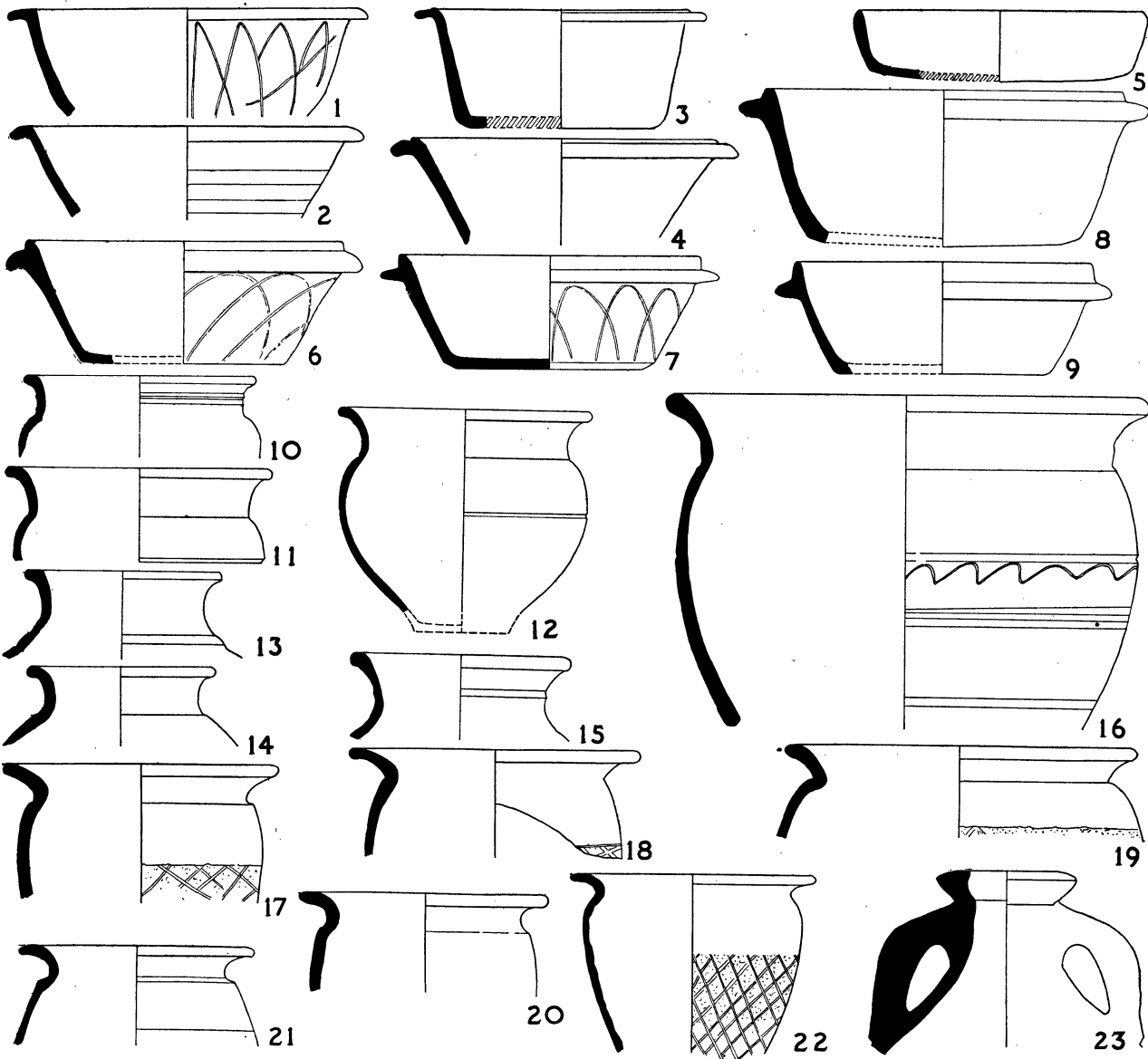


FIG. 54. Coarse pottery from Room VI, Level X, mid fourth century (1-22, $\frac{1}{4}$; 23, $\frac{1}{8}$)

15. High curving neck, rounded rim. Grey ware, red-brown at break, cf. fig. 25, 26. 2 other similar rims.

Miscellaneous

16. Large jar with wide mouth, flaring rim projecting beyond bulge. Shoulder polished, with groove below, and then impressed wavy line. Grey ware.

CAVETTO RIM JARS

Of type A, 1 rim cf. fig. 26, 4.

Of type C, 1 rim cf. fig. 26, 8.

Type E

17. Rim curling well over, marked shoulder. Slightly polished grey ware. Cf. fig. 26, 15. 1 similar rim.

Type F

18. High rim, curved well over. Grey ware.

19. Similar rim, slightly polished grey-brown ware.
18 and 19 cf. fig. 26, 17. 5 other similar rims.

Type G

20. Rim curved more over. Grey ware.

21. Similar rim. Slightly polished grey ware.
20 and 21 cf. fig. 26, 20, which was from this level, and 1 other similar rim.

Type H

22. Small rim, curved out beyond wall. Light-grey ware. Trellis pattern on girth. Cf. fig. 26, 21, which is from this level.

Miscellaneous

Fig. 26, 23 is from this level.

STORAGE JARS

Of type M, 1 rim cf. fig. 30, 4.

CASTOR WARE

All the sherds were of thick white or buff ware, including 1 flanged bowl, cf. fig. 32, 5.

AMPHORAE

23. Upper part of amphora. Hard buff ware. On one handle 8 strokes are incised, presumably a measure of contents. Cf. fig. 33, 3. 2 similar rims were found. On top of one rim was scratched vii xiii. Another handle of similar type had a worn stamp apparently reading CEC(1).

SE. ANGLE. LEVEL X

Coins from this level were Septimius Severus, Victorinus, Quintillus, while from a comparable level farther west, but not stratigraphically connected, came one of Crispus (A.D. 317-26).

The Castor ware from this level, like the similar one in room VI, was entirely of the thick white or buff type. Flanged dishes are rather more common. The only bases are small and high.

Of the coarse ware, the cavetto rim jars are similar to those from room VI, of late-third-fourth-century types. The flanged dishes, however, appear to be later. There is a great preponderance over type A of type B, which on other sites only becomes common from the middle of the fourth century, and type C appears for the first time. On other sites this appears to be a type of the second half of the fourth century.

The date is apparently in the second half of the fourth century. It is, however, clear from the contents of the disturbed levels (see fig. 56) that this level does not go down to the end of the century, since they contain a large number of forms and ware not included in it. The terminal date may be about A.D. 360-70.

Fig. 55

MORTARIA

Of type G, 1 example each cf. fig. 18, 17 and 18.

PIE-DISHES

Of type A, 1 rim cf. fig. 19, 9.

Of type B, 1 rim cf. fig. 19, 13.

Of type C, 1 rim cf. fig. 19, 17.

Type F

1. Large dish, angle of rim and wall curved, acute-angled trellis pattern externally. Grey polished ware. Cf. fig. 19, 24, which is from this level. This example is, however, not quite so coarse.

FLANGED DISHES

Type A

2. Flange fairly thin. Grey ware.
3. Similar type, rim more curved. Light grey ware.
2 and 3 cf. fig. 19, 28. 10 similar rims.

Type B

4. Flange rather heavier. Grey ware, decorated externally with polished curves.
5. Similar type. Grey polished ware.
6. Similar type, small. Light grey ware.
4-6 cf. fig. 19, 29. 25 similar rims.
7. Flange farther down side. Grey ware. Cf. fig. 19, 30, which is from this level, and also 10 similar rims.

Type C

8. Large dish, with broad flange. Grey polished ware. Cf. fig. 19, 32, which is from this level, also 2 other similar rims.
9. Similar type, flange hooked. Grey ware. Cf. fig. 19, 33, which is from this level, also 2 other similar rims.

MISCELLANEOUS DISHES

10. Cheese squeezer. Grey ware. 2 rows of holes on quadrants of base.

FLANGED BOWLS

Of type B, 1 rim cf. fig. 22, 11.

NECKED BOWLS

Type E

11. Neck slightly curved. Grey ware. Cf. fig. 24, 12.
Also 2 rims cf. fig. 24, 15 and 1 cf. fig. 24, 14.

NECKED JARS

Type B

12. Neck curved, rim turned well out. Grey ware. Cf. fig. 25, 4.
Also 2 rims cf. fig. 25, 3.

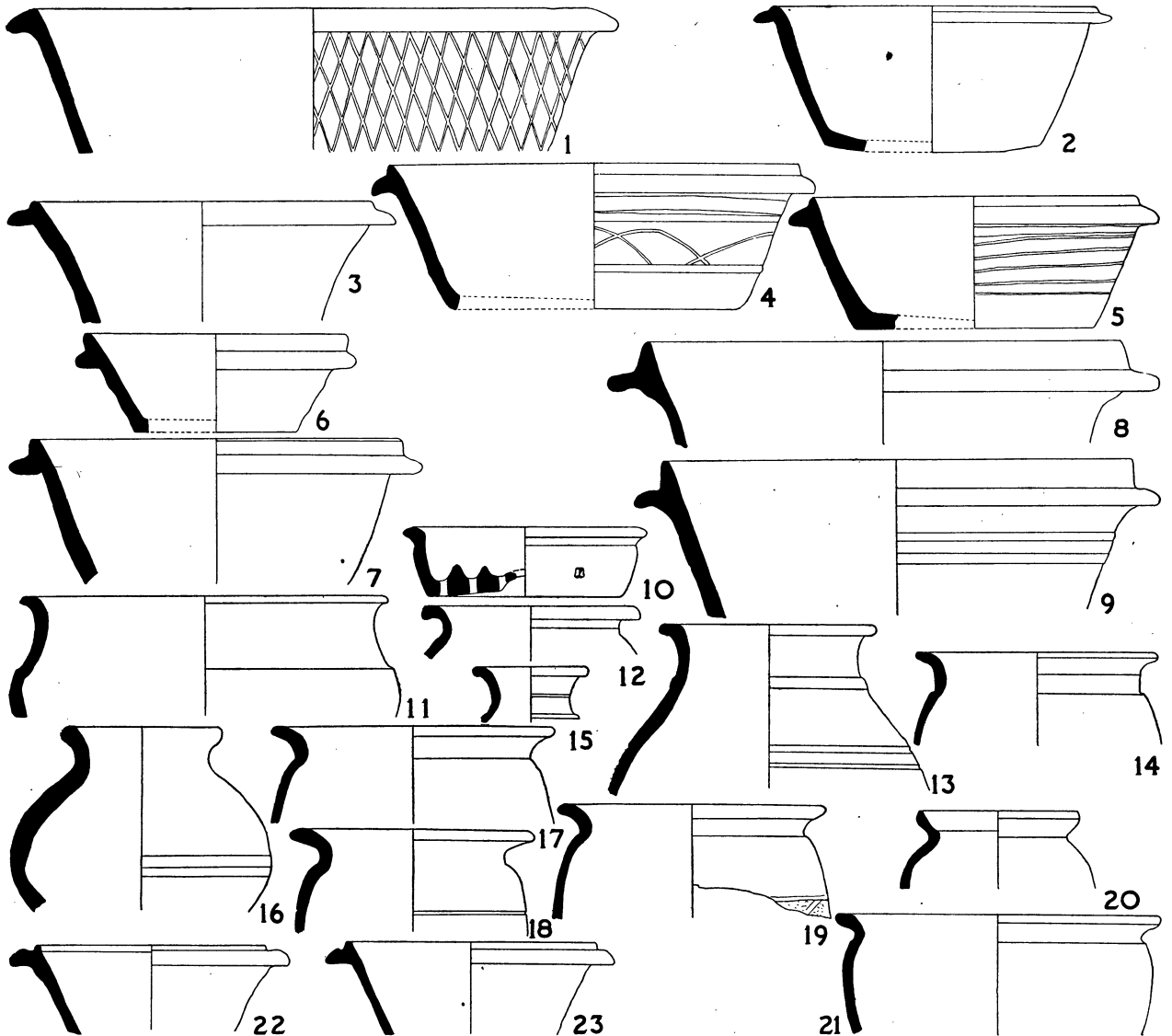


FIG. 55. Coarse pottery from SE. Angle, Level X, to c. A.D. 360-70 (¼)

Type E

13. Rather thick neck, slightly curved. Cordon at base of neck, 2 girth grooves lower down. Grey-brown ware, grey in centre at break, polished grey slip. Cf. fig. 25, 19, which is from this level.
14. Shortish neck, rim curved out. Grey ware, red-brown at break. Cf. fig. 25, 21. 1 other similar rim.

Fig. 25, 17, fig. 25, 24, and 4 similar rims, and fig. 25, 25 are from this level, also 5 rims cf. fig. 25, 22.

Miscellaneous

15. Narrow-necked bottle, neck curved, rim turned out. Grey ware. 2 similar rims.
 16. Heavy jar, short slightly curved neck. Grey ware. Cf. *Wroxeter III*, pl. xxviii, 83, fourth century; *Caerleon 1939*, fig. II, 23, third century.

CAVETTO RIM JARS

Of type C, 2 examples cf. fig. 26, 9.

Type E

17. Rim curling over, but not beyond girth. Grey ware. Cf. fig. 26, 16. 1 other similar rim.

Type F

18. Rim similar but higher. Grey ware. Cf. fig. 26, 17. 1 other similar rim.

Type G

19. Rim fairly straight, inclined out nearly to girth of pot. Grey ware. Cf. fig. 26, 20.

EVERTED RIM JARS

Type C

20. High rim, inclined out, slightly curved internally. Grey ware. Cf. fig. 27, 27. 2 other similar rims.

Also 1 rim cf. fig. 27, 21.

Type H

21. Thick rim, curved well out. Light grey ware. Cf. fig. 27, 51, but projecting more beyond girth.

LIDS

Of type B, 1 sherd cf. fig. 31, 3.

CASTOR WARE

22. Flanged dish. Thick buff paste, metallic olive-brown slip.

23. Similar dish, ware and slip.

22 and 23 cf. fig. 32, 5. 1 other similar rim.

Fig. 32, 6 is from this level, also 1 rim of a straight-sided dish, cf. fig. 32, 2. All the sherds are of thick white ware and brown slip. All the bases are high.

Of pot forms, fig. 32, 13 is from this level.

POST-ROMAN LEVELS

Drain robber

The robber of the drain in the SE. corner of the Forum was dated to the medieval period by green-glazed and coarse medieval wares, but in considerably less quantity than in most of the other robber filling. The great bulk of the pottery was late Roman, and clearly represents the contents of the top adjacent Roman levels, which were sliced off to fill in the trench. A considerable number of forms included are not represented, or are rare, in the latest intact Roman levels, which is thus an indication that these levels do not date from the end of the Roman period. The vessels illustrated are examples of these late forms.

Fig. 56

IMITATION SAMIAN

1. Neck of jug or flagon. Light-red ware, red slip externally and over inside of neck.
2. Carinated bowl with incurved rim. Light-red ware, red slip inside and out. Somewhat similar carinated bowls occur in the late-fourth-century levels at Mildenhall, Ashley Rails, and Scarborough, but none is an exact parallel.

Also 10 sherds imitating form 38, 4 sherds decorated with white paint, and 3 sherds decorated with rouletting.

Imitation Samian is thus comparatively common. In the latest stratified levels it was almost non-existent. It may be noted that it is not very common in the period IV level of the *Verulamium Theatre* (end third century), the majority of the sherds being of thinnish flagons, and in the New Forest kilns only 1 example, of form 38, occurs in the middle group of kilns dating *c.* A.D. 270–330 (*New Forest Roman Pottery*, pl. xxiv, 2 and p. 82), but it is common in the late group A.D. 330 on.

CASTOR WARE

3. Imitation of Samian form 38. Creamy-buff ware, orange-brown slip. 5 other similar bowls.
This type seems to appear in the first half of the fourth century. It is absent from the period IV levels of the *Verulamium Theatre* (end third century), but is found in the late-fourth-century Orchestra filling. It occurs at *Lockleys, Welwyn, c.* A.D. 330, fig. 11, 36; *Mildenhall, c.* A.D. 385, pl. 1, 1; *Ashley Rails, c.* A.D. 330 on, pl. VII, 7–8; *Scarborough, A.D.* 370–95, fig. 1, 2.
4. Flanged dish. Dirty-buff ware, dark-brown slip. Cf. fig. 32, 7, which is from this level, with 3 other similar rims.

Also from this level, fig. 32, 5 and 5 other similar rims, 1 rim cf. fig. 32, 4.

Of the plain, straight-sided dishes, fig. 32, 3 and 3 rims cf. fig. 32, 2 are from this level.

Of bowl forms, fig. 32, 9 and 3 similar rims and fig. 32, 11 are from this level.

MORTARIA

Of type H. 2, 1 rim cf. fig. 18, 22 is from this level.

Type J

5. Nearly square cut flange, below rim. Red-brown ware, grey in centre at break, cream slip. Cf. fig. 18, 24.

Also from this level, fig. 18, 25.

MISCELLANEOUS BOWLS

6. Small bowl, rim rolled out. Light-brown ware, polished externally.

NECKED BOWLS

Type E

7. Upright neck, thickened rim. Grey ware, polished externally. Cf. fig. 24, 15.

Type F

8. Short neck, curving out. Coarse form. Light-grey ware, slightly polished externally. Cf. fig. 24, 17.
9. Neck curving out beyond girth. Grey ware, polished externally. Cf. fig. 24, 18.

Miscellaneous

10. Small bowl, rim curving out beyond girth. 2 girth grooves. Grey ware, red in centre at break. Light brown slip.

JARS WITH CURLED-OVER RIMS

11. Small jar, rim curled well over. Grey ware.
12. Jar with wide mouth, rim curled over and projecting beyond girth. Grey ware, polished externally.

These jars are representative of a considerable number of similar forms.

STORAGE JARS

Type N

13. Small jar, thin light ware. Cf. fig. 30, 8, which is from this level with 5 other examples.
14. Similar jar.
15. Rather heavier jar, similar form.
16. Similar jar.

14-16 cf. fig. 30, 9, which is from this level with 4 other examples.

All the storage jars are of similar form, and the large heavy type has completely disappeared.

JAR

17. Neck of heavy jar. Grey ware. Decorated externally with band of frilling made by incisions. 3 other similar rims occurred in this filling. No similar types were found in intact levels.

UNSTRATIFIED

The following bowls are illustrated as examples of types which do not occur, or are rare, in the intact Roman levels. They presumably come from the levels disturbed at the time of the robbing of the walls, some of them being from the actual robber trenches.

IMITATION SAMIAN

18. Bowl, probably carinated. Light-red ware, bright-red slip, almost a glaze. Decorated externally with scrolls of white paint. Cf. *Mildenhall*, c. A.D. 375, pl. III, 1; *Richborough I*, pit I, mid-fourth century, pl. xxviii, 113.
19. Small bowl, carinated. Light-red ware, grey in centre at break, red-brown slip. Decorated externally with rows of rouletting. Cf. *Lydney*, late fourth century, fig. 26, 25; *Mildenhall*, c. A.D. 375, pl. II, 4.
20. Similar bowl. Light-red ware, light-red slip. Decorated with stamped rosettes, apparently in groups of 3, and rouletting on and below rim. Cf. *Ashley Rails*, c. A.D. 330 on, pl. IV, 1.
21. Similar bowl. Light-red ware, bright red slip, almost a glaze outside. Decorated externally with a band of rouletting and stamped rosettes, apparently single, and less deeply impressed than the last example.
22. Imitation form 45, lion's head very coarsely rendered. Light-red ware, grey in centre at break, red-brown slip externally, orange-red internally, grit studded. Cf. *Verulamium Theatre*, late fourth century, fig. 11, 23, the form being very common in this filling, but absent from the period IV levels of the end of the third century; *Richborough I*, pit I, mid-fourth century, pl. xxviii, 107; *Mildenhall*, c. A.D. 375, pl. 1, 2; *Ashley Rails*, c. A.D. 330 on, pl. x, a, 20-2; *Sandford*, fourth century, fig. 2, 14; *Lydney*, late fourth century, fig. 27, 59.

These Imitation Samian forms are thus very common on late-fourth-century sites. Their

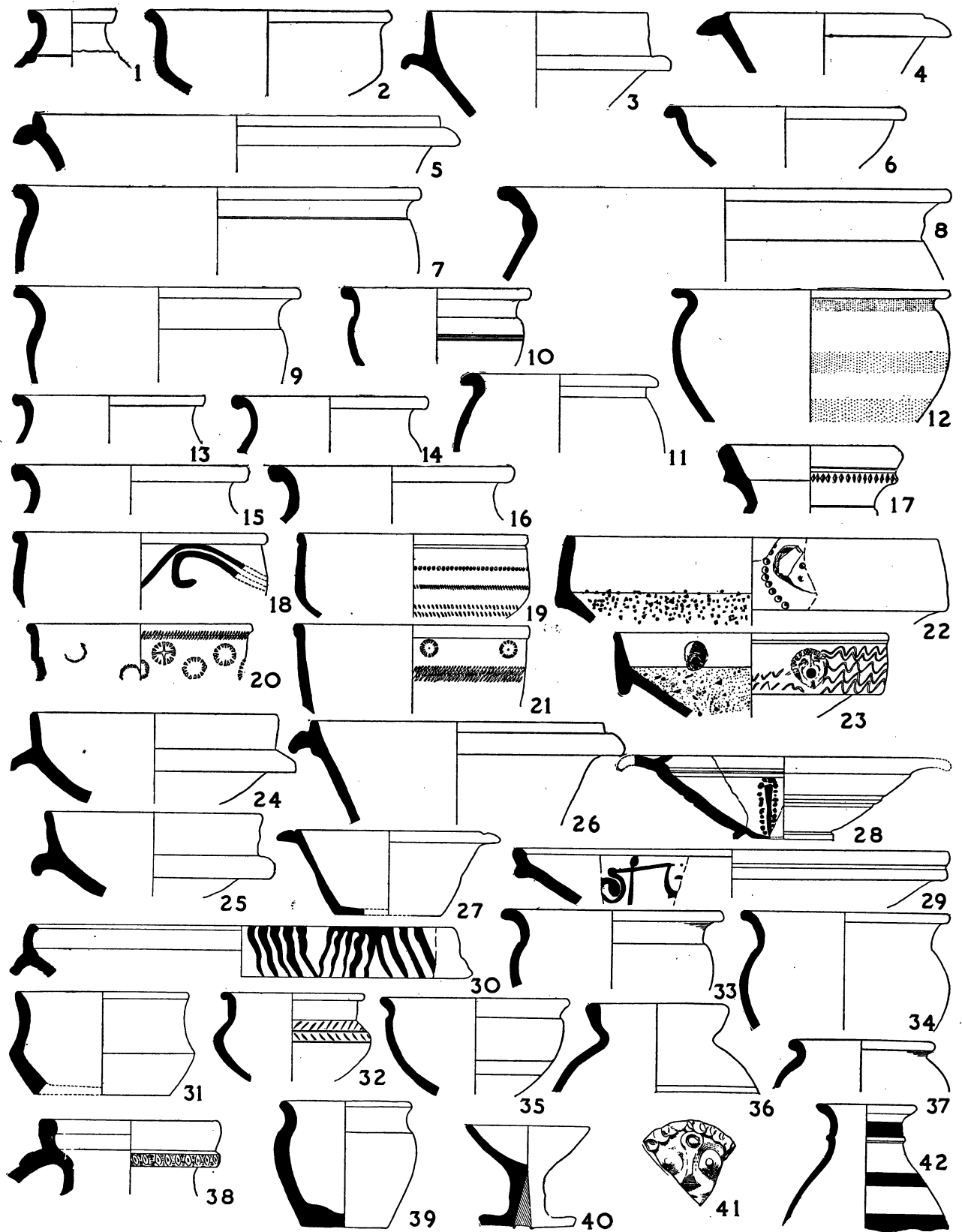


FIG. 56. Late coarse pottery from disturbed levels: Drain Robber (1-17); unstratified (18-42) (1/2)

absence from the latest intact levels at Leicester suggests both that these levels do not go down to the end of the fourth century, and that the forms belong mainly to the last years of the century.

CASTOR WARE

23. Imitation of Samian form 45, with lion-head mask at spout. Drab ware, brown slip, grit studded inside. Vertical wall decorated with scratched wavy pattern before slip applied. This form is more common in red-coated Imitation Samian than in brown-coated ware.
24. Imitation of Samian form 38. Drab ware, pale-brown slip. Common. For references see fig. 56, 3, above.
25. Similar vessel.
26. Deep, heavy flanged dish. Drab ware, light-brown slip.
27. Similar dish, much smaller. These two dishes indicate the range in size of a form which was very common in the disturbed levels.
28. Shallow dish, curved rim, ultimately derived from Samian form 36. White ware, olive-brown metallic slip. Decorated with white paint on rim, probably in scroll pattern, and in bowl with radiating lines and dots imitating petals. The rim of a similar dish occurred in the late-fourth-century filling of the Orchestra of the *Verulamium Theatre* (unpublished); cf. *Ashley Rails*, c. A.D. 330 on, pl. VIII, 8; *Sandford*, fourth century, fig. 1, 11, though both these lack the internal bead. A similar type in red-coated Imitation Samian ware is also very common in late-fourth-century sites.
29. Shallow platter or possibly lid, with upright, grooved rim. White ware, patchy dark-brown metallic slip. Decorated internally with white paint. Cf. *Sandford*, fourth century, fig. 1, 5, of which the form is similar, but the ware is not mentioned. The shape, but not the ware, is not unlike that of the painted bowls of *Scarborough* type 8, fig. 6, 1-4.

MORTARIUM

Type H. 3

30. Hammer-head mortaria. Creamy-buff ware. Flange decorated with red-brown paint. These mortaria, which are a fourth-century type, are not common at Leicester, but a few occurred in disturbed levels.

CARINATED BOWLS

31. Small bowl, thick and heavy. Coarse dark-grey ware, polished externally.

NECKED BOWLS

32. Small bowl with upright neck and rounded rim. Herring-bone decoration on shoulder. Cf. fig. 24, 9.
33. Wide-mouthed bowl, rim curving out beyond bulge. Grey ware.
34. Small bowl with neck curving out. Grey ware.
35. Small wide-mouthed pot, rim projecting beyond bulge. Grey ware.

NECKED JARS

36. Narrow-necked jar, neck concave internally. Grey ware. 1 other similar rim.
37. Small jar, short neck, rounded rim. Grey ware.
38. Jug or pitcher, frill below rim, handle from frill. Grey ware. 11 other similar frilled-neck jars were found in disturbed levels. None were found in stratified levels, and they are therefore presumably later than the latest of these levels.

JAR

39. Small jar, coarse grey ware.

MISCELLANEOUS

40. Small bowl on pedestal, probably candlestick. Traces of burning on one side. Buff ware.

41. Disc in shape of face from side of jar. Light-grey ware.

42. Jar with turned-out rim, neck splaying downwards. Creamy-pink ware, polished externally. Decorated with bands of brown paint.

UNSTRATIFIED

Miscellaneous sherds of various periods, not found in stratified levels.

Fig. 57

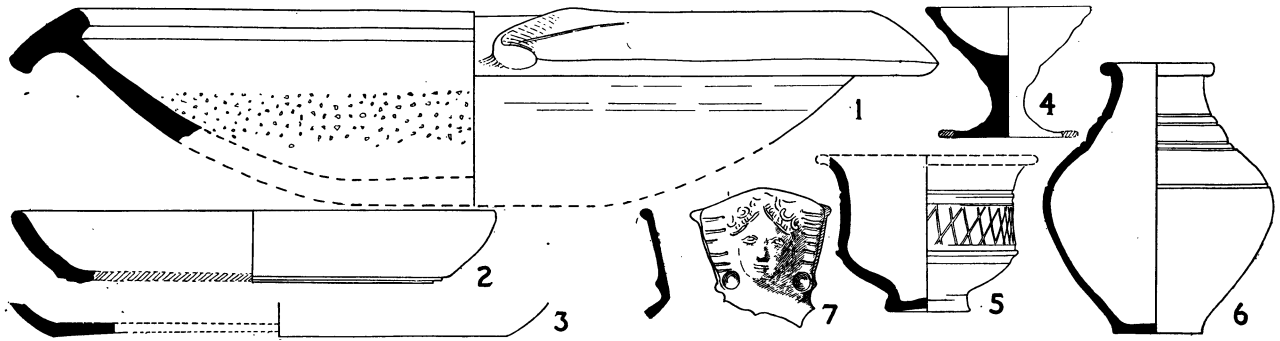


FIG. 57. Miscellaneous unstratified coarse pottery (¼)

MORTARIUM

Type H. 2

1. Hammer-headed; not reeded. Buff ware. Cf. fig. 18, 22, but not reeded.

PLATES

2. 'Pompeian red' dish, plain curved sides, triple, non-functional foot-ring. Micaceous buff ware, red slip internally and over rim, creamy-pink slip externally. A number of other sherds of 'Pompeian red' dishes were found, but none of them stratified in an early level where they presumably belong.

3. Base of plate of similar ware. Deep-red slip internally. Blackened externally. Interior decorated with concentric circles. From level probably equivalent to VI.

The distribution centre of this ware is uncertain. It occurs on a number of sites in Britain, e.g. Colchester, and on the Continent, e.g. *Haltern*, pl. xiv, type 75; *Hofheim*, pl. xxxvi, type 100; and also in Near Eastern sites, e.g. Samaria (*Samaria-Sebaste*, iii, forthcoming, with list of other Near Eastern sites).

CANDLESTICK

4. Small vase on pedestal, probably candlestick. Hole near centre of vase. Pinkish-buff ware; one-third of rim blackened. From W. block, fifth floor, probably contemporary with IX.

CARINATED BOWL

Type A

5. Small bowl, elegant form. Brown sandy ware, grey surface internally and externally. Surface tooled except for central zone between cordons on which is faintly tooled trellis pattern on a small surface. Cf. fig. 21, 1. *Not from excavations*. In Leicester Museum, found in 1860 in Talbot Lane, therefore near W. side of Forum.

NECKED JAR

6. Small jar, narrow neck. Cordons round neck, groove above bulge. Grey ware, polished externally.

JUG

7. Part of neck of jug in form of woman's head with elaborate head-dress. Hard orange-brown ware, with self slip, possibly Castor ware. A fragment of a somewhat similar jug is apparently illustrated (fig. P. 48) in *A Romano-British Industrial Settlement near Tiddington, Stratford-on-Avon*, W. Fieldhouse, T. May, and F. C. Wellstood.

THE MORTARIUM STAMPS

By E. BIRLEY, F.S.A.

THE mortarium stamps submitted to me for examination amount to 37, and represent the work of 21 or 22 different potters. In the following notes I give brief surveys of the evidence available to me for the place and period of activity of each potter, adding summaries of the site-evidence for the distribution of their wares; I have not burdened the summaries with references to excavation reports, but the references are available in my index of mortarium stamps at Hatfield College, Durham; account has been taken of information available up to 1 May 1946.

I hope to deal fully with the whole subject of mortarium stamps and their value for dating on another occasion; at the present juncture it will be sufficient to refer to the brief general observations on the subject in my report on excavations at Birrens (*Proc. Soc. Ant. Scot.* lxxii, 1938, pp. 331-2). Reference may also be made to Dr. Oswald's paper on the mortaria from Margidunum (*Ant. J.* xxiv, 1944, pp. 45-63), and to Professor Atkinson's *Report on Excavations at Wroxeter* (1942, especially pp. 278-9, 297-9).

It should be emphasized that the accumulation of stamped examples has taught me to distrust purely typological dating of mortarium rim-sections; for that reason I do not discuss the relationship between rim and internal moulding (for example) in my notes, but rather emphasize fabric and site-evidence: if sufficient site-evidence can be collected, mortarium stamps are undoubtedly capable of becoming no less useful for dating than potters' stamps on Samian ware; and the study of fabric and distribution in conjunction should lead, in many cases, to the location of the potter's place of activity, if not to the discovery of his kilns.

Fig. 58

- 1 (a) and (b). Mere fragment (from disturbed levels), and portion of a rim (from II) from a hook-rimmed mortarium in hard, reddish fabric, with cream wash on rim and exterior; both pieces include part of the counter-stamp *f(actum)* or *f(ecit)* *Lugudu(ni)* of the well-known potter ALBINVS, for whom see in particular Atkinson, *Wroxeter*, pp. 278-9, and Oswald, *Margidunum*, p. 50. I cannot follow Dr. Oswald in taking the potter's place of work to have been anywhere but the Lugudunum *par excellence*, i.e. the modern Lyons; though it is remarkable that hitherto no examples of this potter's work have been reported at Lyons, or indeed anywhere else on the Continent. Four other potters (MARINVS, MATVGENVS, RIPANVS, and VRBANVS) mark their mortaria as products of Lugudunum, but the counter-stamp FLVGVDV is peculiar to ALBINVS. He is shown by a stamp found in London (*Archaeologia*, lxiii, p. 327: ALBINI.F.MATVGEN) to have been the son of MATVGENVS; compare the potters BRARIATVS and VACASATVS BRARIATI F who made mortaria and amphorae in Gallia Belgica. ALBINVS seems to have been taken as a model by the Radlett potter CASTVS, since one example of his products was found in the excavation of the latter's kiln, and CASTVS copied his style of hook-rim (cf. *V.C.H. R.-B. Herts.*, p. 161). Site-evidence is as follows:

Scotland: Camelon, Castledykes, Newstead.

Wales: Segontium, Usk.

England: York, Chester, Wilderspool, Wroxeter, Norton (Northants.), Margidunum, Verulamium, Radlett, Hambleton (Bucks.), Silchester, Colchester, London.

All this potter's mortaria known to me are of the Flavian hook-rim type (Bushe-Fox's nos. 34/38), which has therefore been restored in the section of no. 1 (*b*). Oswald dates ALBINVS to the time of Nero; Atkinson points out that his occurrence (sc. that of his counter-stamp FLVGVDV) at Newstead attests a Flavian date; his period of activity may be estimated at c. A.D. 60-90, with main emphasis on the earlier part of the period.

- 2 (*a*), (*b*), and (*c*). Three rims (from (*a*) II, (*b*) and (*c*) I) with the stamp G. ATTIVS MARINV(S) or counter-stamp FECIT, in each case retrograde within a rectangular frame bordered above and below by herring-bone straight wreaths; in addition, a fragment too close to the spout to permit the drawing of a rim-section, and too damaged for a clear drawing of the stamp (from I) reads G. ATTIV(S) MARINV(S) retrograde. Two further examples of this stamp, figured on fig. 44, 2 and 3, come from II. The fabric is in each case very hard and rather coarse (hence the poor impressions of the stamp in many cases), as is usual with this potter; in colour it ranges from dirty white to reddish-buff, in some cases washed with a cream or umber slip; the grit is normally coarse and variegated, occurring in the body as well as on the interior surface. The 3 rim-sections here figured give a good indication of the variations which may be found in the type (nearest to Bushe-Fox's no. 46) which is characteristic of all his mortaria which I have seen. As in the case of ALBINVS, one example of his stamp was found in the excavation of the CASTVS kiln at Radlett (*V.C.H. R.-B. Herts.*, p. 162, where it is illustrated but not deciphered); I think it unlikely, however, that he himself worked at Radlett, for his mortaria are quite unlike those of CASTVS in rim-section, whilst they markedly resemble those of VITALIS (referred to below): like VITALIS, it may well be that G. ATTIVS MARINVS worked at Lincoln, though I do not know of any instance of his stamp from there. Site-evidence is as follows:

Wales: Caerleon.

England: Elslack, Slack (autopsy shows that the stamp is correctly attributed to him), Wilderspool, Melandra, Templebrough, Brough (Derbyshire), Little Chester, Radlett, Verulamium, Colchester, London.

No example of his stamp has been noted at Corbridge, but undoubted examples of his work occur there, where they are definitely assignable to the pre-Hadrianic period. He may be dated c. A.D. 80-110.

3. Rim fragment (from I) in very hard, light drab ware; the stamp has been partly obscured in the final smoothing of the rim before firing, and is very difficult to read, but comparison with a Wilderspool stamp (Warrington Museum, no inventory number) permits it to be read with confidence as COERTVTIN retrograde: the horizontal bars of the E are missing, presumably broken off subsequent to the stamping of the Wilderspool piece. No further parallels are available unless (as I believe to be the case) the mortarium stamp from Margidunum (p. 55 and fig. 4, 30) with the repeated stamp read by Oswald as DIIRTVS retrograde really reads C]OIIRTVTIN retrograde, the E being rendered in this case by II. Oswald dates the Margidunum mortarium to the time of Domitian; the drawing of that vessel, and the fabric and shape of the Leicester fragment, suggest to me a date in the second half of the second century.¹
4. Rim fragment (from I) of a hook-rim mortarium, with smooth surface; light drab, with umber slip; stamped CRES. Parallels have been noted at *Segontium* (p. 150, on a mortarium similar

¹ It should, however, be noted that the find spot, which was definitely Forum filling, does not agree with as late a date as this, the date of the filling being not later than A.D. 125-30, while the type B.I at Leicester seems to be c. A.D. 70. K.M.K.

THE MORTARIUM STAMPS

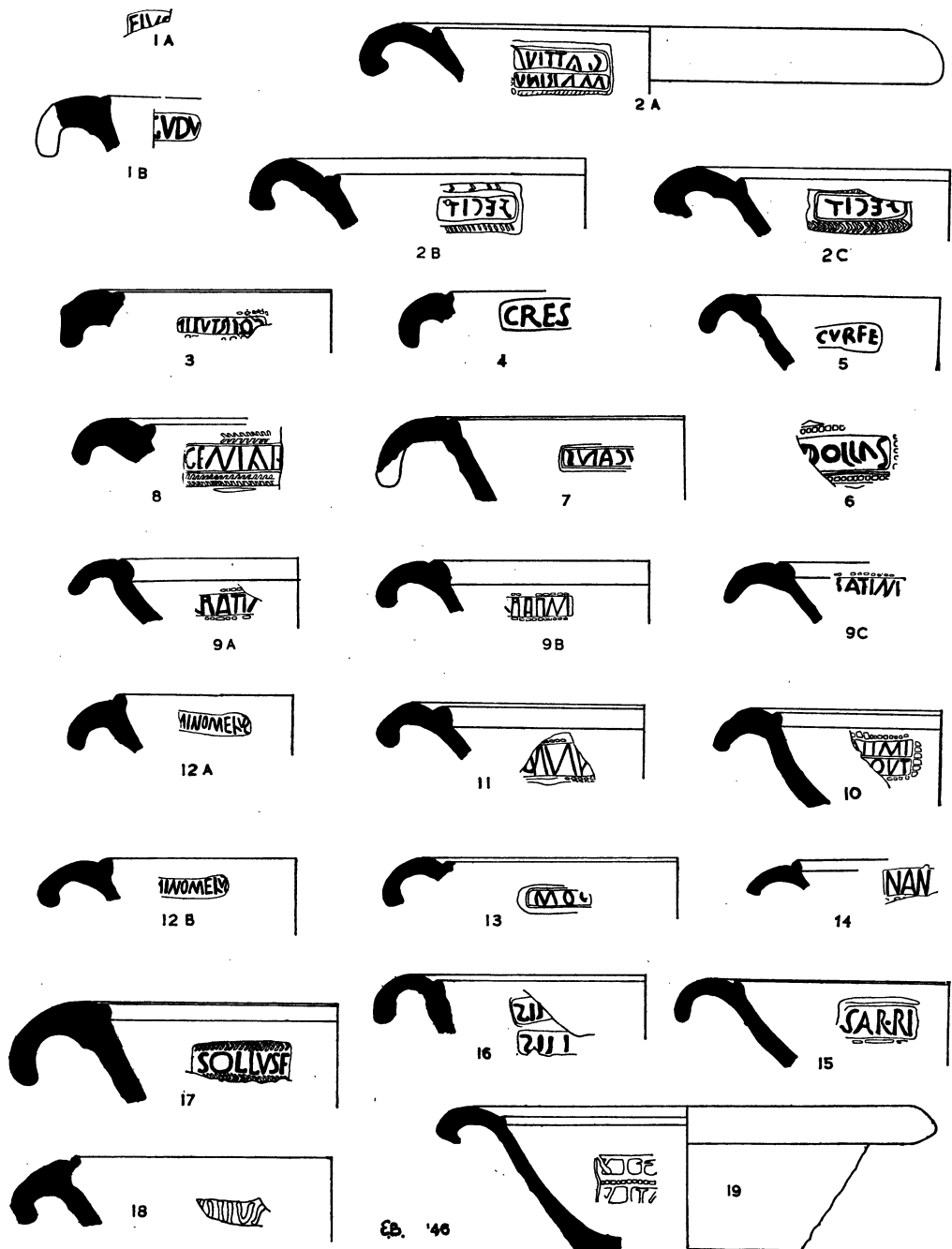


FIG. 58. Potters' stamps on mortaria (1/4)

in shape to those of *ALBINVS*, found with fragments of Dr. 29 and early Dr. 37), Templebrough and possibly *Wilderspool* (p. 64, read as *CRE*[]; I do not know if the incomplete stamp from Meersen, *C.I.L.* xiii, 10006, 116, *CR*], belongs to the same potter. His name may be completed with some confidence as *Cres(cens)*; the associations of the Segontium example, and the shape of that and of the present instance, indicate a Flavian date: greater precision must await fuller evidence.

5. Rim fragment (from disturbed levels) in very hard, dirty yellowish-white fabric with reddish-buff slip on rim and exterior; sparse, small black and brown grit. The stamp reads *CVRFE*; I do not know whether the first three letters represent initials, the beginning, or the end of an abbreviated name (*FE*, no doubt, abbreviates *FECIT*). No parallels have been noted; the Antonine stamp *CICV*[(noted at Bar Hill, Balmuldy, and Old Kilpatrick) might have been thought to give the first two letters of the potter's name, but it is in different lettering on a dissimilar rim-type in a different fabric. The fabric and shape of the present piece suggest a date *c.* A.D. 80–110, but further evidence is obviously required.
6. Fragment (from I) from a large Flavian hook-rim, more like that of *SOLLVS* below than that of *ALBINVS* above; the lettering is crude, and might be read either *DOLLVS* retrograde or *DOCCAS*. The only parallel known to me comes from London (Guildhall Museum, 1932, 182); in that example the impression of the *D* is complete, and the repeated letter looks rather more like *C* than *L*. Certainly Flavian; probably imported, though no parallels have been noted abroad.
7. Damaged hook-rim fragment (from disturbed levels) of a mortarium in rather coarse ware, dirty light buff, with sparse grey and brown grit; traces of buff slip on rim and exterior wall; bearing part of the retrograde stamp of *ERVCANVS*, already recorded at *Wroxeter* (1912, p. 66, 11) and *Wilderspool* (Warrington Museum, Inv. A 13, 13). It is conceivable that the stamp, *C.I.L.* xiii, 10006.126, *CVNAS* may really be an incomplete impression of *ΣΥΝΑΓΩΓΕΥΣ*; in any case, the vessel is undoubtedly an imported one, and assignable to the Flavian period (Mr. Bushe-Fox dated the deposit in which the *Wroxeter* specimen was found *c.* A.D. 90–120, but a rim such as the *Leicester* one would look entirely out of place anywhere near the latter date).
8. Rim-fragment (from I) in hard, yellowish-buff ware, pinkish in fracture, with smoothed surface; stamped *GENIALI(S)* within a rectangular frame, bordered above and below by straight wreaths to l. and r. respectively. An unstratified hook-rim fragment (not illustrated) carries the stamp *GENIAL*[in slightly smaller letters and without any decorative border; the fabric is a hard and smooth light buff. The nearest parallel to the illustrated example comes from *Slack* (p. 70, 7 and fig. 44a, 3, the straight wreaths in this case running to r. and l. respectively); other instances have been recorded at *Wilderspool* (p. 64) and *Westheim* near *Augsburg* (i.e. in *Raetia*, *Zeitschr. d. Hist. Vereins f. Schwaben u. Neuburg*, 1907, p. 35). I do not know whether the stamp *GENIALIS·F* within a different border which occurred twice at *Caistor-next-Norwich* (*Norfolk & Norwich Arch. Soc.* xxvi, 212–13, R. 18 and 19) belongs to the same potter; Professor Atkinson dates the *Caistor* vessels to the first third and second quarter of the second century respectively, though his reasons seem too purely typological to inspire complete confidence: the *Birdoswald* parallel which he cites for dating the latter piece is in an entirely different fabric. The *Leicester* example is probably imported, and may be dated approximately A.D. 80–110 (it would be out of place in a normal Hadrianic deposit, and equally so in a pre-Flavian one).
- 9 (a), (b), and (c). Three rim-sections (from (a) disturbed levels, (b) VII, and (c) VI) all bearing stamps of the potter *GRATINVS*; the fabric is in each case a hard, smooth dirty white, with

medium to small black grit. Two further stamps of the same potter, figured on fig. 44, 4 and fig. 48, 3, come from II and V respectively. Oswald (*Margidunum*, p. 55, cf. fig. 4, 34) dates this potter 'Domitian-Trajan', but gives no reasons for the dating, which seems to be purely typological; his fabric, grit, and rim-sections show very close affinities with the work of the Antonine potter LOCCIVS, and Oswald's dating must certainly be rejected. It will be noted that the five Leicester stamps all come from different dies, and the N sloping smartly to r. is the most important characteristic of all but one of them; in view of the care with which GRATINVS forms his A, I do not know why it is customary to regard the sloping N as representing AN ligatured, to make his name GRATIANVS. Site-evidence is as follows:

Scotland: Balmuilty, Newstead, Birrens.

England: Corbridge, York, Wilderspool, Templebrough, Lincoln, Margidunum.

I know of no instance in which his stamp has been impressed complete on a single rim; normally either the first two or the last two and a half letters are missing, as a result of the rim being too narrow to take the complete impression. Mortaria of the type in question occur at Corbridge and on Hadrian's Wall in the period A.D. 160-200 (to use convenient round figures), to which GRATINVS may be assigned with confidence. His place of working is not yet known, but should probably be sought somewhere in Warwickshire.

10. Rim-section (from SW. Buildings, silt above floor, see p. 34) in hard, smooth light buff ware; the grit is medium to small and variegated, black, white, and brown occurring in that order of frequency. On the rim is a partial impression of the stamp $\begin{matrix} \text{IMIMI} \\ \text{IVOBON} \end{matrix}$, other examples of which have been noted in Scotland at Mumrills and Newstead, and in England at Corbridge; a fragmentary impression of the same stamp comes from W. Block, probably period II (not illustrated). How the stamp should be read I do not know; neither *Imemitvobon* nor *Tvobonimemi* (nor yet *T. Voboni Memi*) makes sense: but there is no doubt about the reading. Fabric and grit alike recur in Antonine deposits at Corbridge; the Newstead piece comes from an Antonine pit (*Newstead*, p. 265 and fig. 35, 24), the Mumrills one from level B of the westmost ditch of the Antonine fort, thus belonging to the penultimate period of that site (whatever the precise date of that period may have been). In this case also I believe that the potter's place of work should be sought somewhere in Warwickshire, to judge by the fabric and rim-sections; and a date c. A.D. 160-200 will not be far wrong.
11. Rim-fragment (W. block, third floor) of a mortarium in hard, dirty-white ware with umber slip on the rim, on which is part of the retrograde stamp of IVNIVS. I have noted a variety of mortarium stamps giving this name; whether the same potter is represented on all of them I do not know. Site-evidence is as follows:

England: Benwell, Corbridge, Old Penrith, Ebchester, Heronbridge (Cheshire), Wroxeter, Margidunum, Mancetter, Gloucester.

The present specimen is undoubtedly Antonine, as I believe the rest to have been; it should be noted, however, that Oswald assigns one of the three Margidunum specimens (*Margidunum*, p. 55 and fig. 5, 39) to the time of Domitian, apparently on typological grounds. More examples stamped by IVNIVS will need to be studied before the classification of the stamps, and the date and place of work of the potter or potters, can be arrived at.

- 12 (a) and (b). Two rim-sections (from (a) disturbed levels and (b) W. block, second floor) in hard dirty-white and light-buff ware respectively; the grit on 12 (a) is reddish-brown and fairly large. Both pieces show the stamp, complete but for its first letter (which is only partially impressed), of the well-known potter MINOMELVS; a mere fragment (from disturbed levels, not illustrated) retains part of the same stamp. One of the six stamps of this potter from Cor-

bridge was found in a stratified Antonine deposit (*Arch. Ael.* 4th ser. xv, 271 and fig. 7, 29); site-evidence is as follows:

Scotland: Rough Castle, Mumrills, Newstead.

England: Corbridge, York, Wroxeter, Shenstone (Staffs).

In this case also I believe that the potter's place of work should be sought in the Midlands: his fabric and rim-sections suggest a closer affinity to SENNIVS than to LOCCIVS; his period of activity may be dated *c.* A.D. 160-200.

13. Rim-fragment (from disturbed levels) from a small and delicate hook-rim mortarium in very hard, light-buff ware, with light-orange slip on the rim. This piece, and another not figured (from VI, in similar ware but burnt grey: too near the spout for a rim-section to be drawn), carry the stamp MOC, to which I can adduce no parallel. Fabric and rim-section suggest a date within the period A.D. 80-110.
14. Rim-fragment (from IX) in hard, dirty-white ware with smooth surface, bearing the stamp NAN[1, previously noted only at *Birrens* (p. 330 and fig. 34, 2); the potter is plainly Antonine, and from his fabric and style I suspect that he worked somewhere in the Midlands.
15. Several pieces of a neatly proportioned mortarium (from SW. Building, silt above floor) in hard, whitish ware with smooth surface, drab slip; the grit is mainly dark brown, some of the pieces being quite large. The rim bears the stamp of SARRVS; in this instance the initial S (often not impressed at all) is present though slightly obscured through lack of care in applying the stamp. This potter apparently worked at Hartshill near Mancetter in Warwickshire (*Proc. Soc. Ant. Lond.* xvi, 405; Haverfield, in *V.C.H. R.-B. Warwicks.*, p. 246, casts doubts on the attribution of his stamp to the kiln site, but gives no reason for doubting it); he used a considerable number of stamps in three main types, of which this is the simplest, and his mortaria differ widely in fabric and rim-section, though a majority of them are in the hard, whitish ware of the present vessel. Site evidence is as follows:

Scotland: Ardoch, Camelon, Balmuildy, Bar Hill, Rough Castle, Newstead, Birrens.

England: Corbridge, Lanchester, Aldborough, Templebrough, Lincoln, Margidunum, Shenstone (Staffs).

Oswald dates this potter's stamps, on the basis of their good lettering, to 'say A.D. 125-35'; I cannot follow him in that: it is in the second half of the second century that fabrics and rim-sections alike justify us in placing him. At Corbridge, where there are exceptionally good facilities for distinguishing between pre-Hadrianic and post-Hadrianic pottery (occupation being intermitted under Hadrian himself), SARRVS is represented by as many as fifteen stamps, all of them undoubtedly Antonine. The variety in stamps and fabrics indicates a relatively prolonged period of work, which may be assessed as A.D. 150-200.
16. Rim-fragment (from I) in hard, dirty-white ware with a yellowish slip on the rim and (less intense) interior; it has been impressed twice with a stamp which has ended]LIS retrograde. I read, with some hesitation, SIM]ILIS retrograde, noting, however, that fabric and rim-section point to the period *c.* A.D. 70-110; the well-known mortarium-maker who stamps his wares SIMILIS retrograde in larger and rather spindly letters is undoubtedly Antonine (his stamps occur in *Scotland* at Old Kilpatrick, Balmuildy, and Newstead, and in *England* at Benwell, Corbridge, Carlisle, Maryport, Wilderspool, Templebrough, and Wroxeter).
17. Rim-section of an exceptionally large and bold Flavian or earlier type hook-rim (from I), in hard drab ware, burnt grey and black in places, and bearing the stamp SOLLVSF. SOLLVS is a well-known potter, approximately contemporary with ALBINVS (above); although his stamp has not, apparently, been recorded outside Britain, it seems likely that he worked on

the Continent, most probably in Gallia Narbonensis (like L. ATISIVS SECVNDVS, to whose stamp-frame, normal rim-section, and fabric those of SOLLVS bear a marked resemblance). Site-evidence is as follows:

England: Corbridge, York, Lincoln, Holt, Wroxeter, Mancetter, Alchester, Colchester, Verulamium, Silchester, London, Ewell (Surrey).

Like L. ATISIVS SECVNDVS, to whom reference has already been made, SOLLVS probably worked in the period *c.* A.D. 60–90, with main output in the earlier part of that period.

18. Rim-fragment (from SE. IV) in hard, light-drab ware, showing part of a poorly impressed stamp, in rather crude letters, which with some hesitation I read S]OLLVS[FE as on a rim-fragment from London in the British Museum (B.M.C. 2777, misread as CEF-SANOS). In that case, we have here another, cruder example of the work of SOLLVS, but I have insufficient confidence in the attribution to list this piece under the same serial number. The rim-section is a quite exceptional one, but the fabric is undoubtedly Flavian and imported.
19. Large portion from a mortarium (probably from I) in hard, light-buff ware, with yellowish slip on rim and exterior; large and variegated but mainly black grit. The rim carries a poor and incomplete impression of the commonest stamp of VITALIS of Lincoln (where one of his kilns has been excavated, *J.R.S.* xxvii, 233–4); he used at least four other stamps. The present example is matched by better impressions from Newstead and Corbridge, the latter coming from a Flavian rubbish-pit (*Arch. Ael.*, 3rd ser. xii, 245). Other stamps occur at Chester, Wroxeter, and Derby; several of his rims show a marked affinity with those of G. ATTIVS MARINVS, as in the present instance and the stratified piece from Corbridge.

There remains to be mentioned an example from Benwell on Hadrian's Wall (*Arch. Ael.* 4th ser. iv, 167, fig. 6B, 3 and p. 176, fig. 9, 1); this is a very close parallel to the Leicester piece: it might be taken as evidence for the potter working as late as the time of Hadrian, under whom the stone fort at Benwell is known to have been built (*Arch. Ael.* 4th ser. xix, 1–43), but it should be noted that Benwell has also produced a piece of South Gaulish figured Samian (*Arch. Ael.* 4th ser. v, pl. xviii, 7), and both pieces are best regarded as 'survivals', since the possibility of a pre-Hadrianic fort on that site is now ruled out of account.

Apart from the Benwell example, I know of no mortaria of this type from any site on Hadrian's Wall, so that the potter's period of activity may well be estimated, like that of G. ATTIVS MARINVS, as *c.* A.D. 80–110.

20. (Not figured.) Rim-fragment (unstratified) from a large and boldly modelled Flavian hook-rim in a hard and smooth light-buff ware, with large variegated grit; diagonally across the rim is the counter-stamp [L]VGDVΓEC of the well-known Flavian potter MARINVS (cf. *Chester Arch. Soc. Journ.* xxvi, 1925, p. 32 f.); contrast the counter-stamp of ALBINVS, no. 1 above. Site-evidence for this potter is as follows:

Scotland: Newstead.

England: Corbridge, Castleshaw, Templebrough, Chester, Verulamium, London, Richborough.

21. (Not figured.) Mere scrap (W. Block, 3rd floor) with the incomplete stamp]PPIV[retrograde; I cannot identify the potter.
22. Rim-fragment, showing one side of the spout also, of a small and neatly modelled mortarium, figured on fig. 10, 1 (from V), impressed with what seems to be the cipher of an illiterate potter.

STAMPS ON BELGIC PLATTERS

Report by M. R. HULL, M.A., F.S.A.

1. A T stamped centrally on *terra nigra* platter. From room V, pre-Forum levels. This may be from the same matrix as nos. 33-4 in the Camulodunum Report¹ (pp. 208-9, pl. XLV), which read A T I T . . . and A T both on *terra nigra* platters of unidentifiable form, and centrally placed. One was period I (pre-A.D. 43) and the other period IV (A.D. 49-61). With these may be compared two examples from Behrens's *Catalogue of Bingen Museum*, p. 193 and Abb. 93, 663, A T I T I O, thrice radially on a *terra rubra*, and p. 197 and Abb. 94, 665, A T I T I O, centrally on a *terra nigra* platter of Camulodunum form 12. No. 663 might be from the same matrix as the Colchester and Leicester examples, but probably not no. 665, though all are clearly by the same hand.
2. V X A V O T (retro.). Stamped centrally on a fine *terra rubra* platter. From IV. Two examples from Colchester (op. cit., no. 162) are closely similar, but probably not from the same matrix, as the corners of the frame are more rounded. Both are on *terra nigra* cups of Camulodunum form 58 (corresponding to Drag. 24/25), and one was stratified in period IV (A.D. 49-61). Only one possible parallel has been found V X from the Courmelois kilns (Lacroix, 16) which may be Tiberius-Claudius. On the underneath of the platter is a graffito, which may read S I I N
3. A V I I or I I A V. Stamped radially on a fine *terra nigra* platter. From pre-Forum levels. Such stamps may read inwards or outwards impartially. No examples recorded in facsimile help to complete the reading, but there are a number of possibilities in *C.I.L.* xiii, 10010, 228-9 and 243-6 under the names of AVETO, AVITVS (one reading AVIITV), AVNEDOS, and AVNVS. The nature of the vessel is only seldom given, so some of these may be Gallo-Belgic potters. The first and third names may be regarded as very possible, and the second is the closest parallel so far.
4. A A A I M (or similar). A meaningless stamp in centre of a coarse grey copy of a Gallo-Belgic platter. Unstratified. The stamp cannot be matched, nor need this be expected, since no two of these stamps ever seem to be alike.

¹ *Camulodunum*, C. F. C. Hawkes and M. R. Hull, Research Report of the Society of Antiquaries No. xiv.

MEDIEVAL POTTERY

By G. C. DUNNING, F.S.A.

DURING the Middle Ages the Jewry Wall suffered considerable depredations, and its materials were used extensively in the construction of medieval buildings, though indeed little enough of Roman materials can now be identified in medieval buildings in Leicester. On the Jewry Wall site the evidence of medieval activity was abundant, in the form of robber trenches along the line of Roman walls and many rubbish-pits, from which a considerable amount of medieval pottery was obtained. Many of the pits had been truncated by later digging and the contents of these pits were disappointing. Two pits, however, still contained half a dozen pots each, and these are particularly valuable as they provide associated groups of pots of different dates, one early twelfth century and the other late thirteenth century.¹ For the rest, pottery has been selected from the robber trenches and from the general medieval layers to illustrate the sequence and development from the twelfth century to the fifteenth century. Comparative material, particularly for the twelfth and thirteenth centuries, is plentiful in Leicester and is introduced as required.² In regard to the total amount of medieval pottery from the Jewry Wall site, it may be divided roughly in the following proportions:

Twelfth century	25 per cent.
Thirteenth century	60 per cent.
Fourteenth century and later	15 per cent.

These figures may be taken to show that robbing of the Roman walls was carried out in the Norman period, but the most intense activity was during the thirteenth century. After that it seems that robbing was only casual. The few pots of the Tudor period and the seventeenth century appear to be simply part of the rubbish which accumulated on the site, without implying active interference with the Roman structures.

TWELFTH CENTURY

The bulk of the twelfth-century pottery probably belongs to the first half of this century. With few exceptions it is uniformly of types derived from the Late Saxon period and named after the type-site at St. Neots, Huntingdonshire, dated about the ninth century.³ St. Neots pottery of pre-Conquest date is plentiful in East Anglia, particularly in Cambridgeshire and Huntingdonshire, and also at Bedford and Northampton, but as

¹ The pits are not recorded on the plans. Their positions with reference to Baths structures are as follows:

Pit Med. 1. In south courtyard of Baths SW. of southern apse.

Pit Med. 2. In southernmost division of central block of Baths, in its NW. corner.

Pit Med. 3. In south courtyard of Baths, immediately E.

of NE. corner of Period IV building.

² The writer is greatly indebted to Mr. F. Cottrill for suggestions in dealing with this material and for supplying information and photographs of pottery in the Leicester Museum.

³ *Proc. Cambridge Antiq. Soc.* xxxiii, 137.

yet it has not been proved to antedate the Norman period farther north and north-west in the Midlands. The longest series of the derivative Norman types are from Alstoe Mount, Rutland, and Stamford Castle,¹ and the material from Leicester compares remarkably closely with that from these two sites.

The pottery is wheel-turned with precision and the ware is fine and sandy, easily distinguished from the coarser, gritty or shelly wares of the prototypes in East Anglia.² It is, moreover, distinguished by the sporadic appearance of pale-green or yellow glaze on some of the bowls, pitchers, and jugs. The evidence from the early pits at Old Sarum³ points to the introduction of glaze into this country *c.* 1100, but its appearance in the Midlands is not yet dated more closely than the first half of the twelfth century.

The pottery from the Jewry Wall comprises the main types as known from other sites. Cooking-pots are well represented by a small complete example with sagging base (fig. 59, 2) and several rims showing the wide range of variation of rim section (fig. 60, 1-4). Another leading type, the deep flanged bowl (fig. 59, 3-4), sometimes has roller-stamped or applied decoration on the flange (fig. 60, 5-6). There are several fragments of glazed pitchers, including a tubular spout (fig. 60, 8) and strap handles; the complete type is illustrated by a pitcher from West Bridge, Leicester (fig. 61, 1). In addition to these normal types there are two vessels of a new form, derived from pitchers, which may be called jars (fig. 59, 5-6). The jug (fig. 60, 7) is unglazed and of coarser ware than the rest of the pottery, and in view of its similarity to earlier material elsewhere (p. 227) it is probably the earliest of the Jewry Wall series, though a pre-Conquest date can hardly be claimed on the available evidence. Glazed jugs with a pinched-out lip for pouring and a single strap handle on the opposite side are less well known than the spouted pitchers, and from the Jewry Wall there are only fragments too small for reconstruction, but including pieces of strap handle too long and straight for pitchers. Opportunity is therefore taken to publish a complete glazed barrel-shaped jug from South Bond Street, Leicester (fig. 61, 2), which well illustrates the high standard of potting attained in the east Midlands at this time. The decoration, a shallow spiral groove over the greater part of the body, is, however, of the simple kind made while the pot was slowly turning on the wheel.

Finally a pottery lamp of the funnel shape with spike (fig. 60, 9), designed for hanging in a loop from the ceiling, is of a widespread type derived from originals in glass. Three lamps of different types found in Leicester are illustrated for comparison (fig. 61, 4-6).

The group from the twelfth-century pit includes a cooking-pot (fig. 59, 1) of the wide-mouthed type with sloping rim that is widespread over the southern part of England in the first half of the twelfth century. It shows no trace of influence from the St. Neots class in either ware, shape, or rim-section. Pots of this kind appear to be descended directly from Saxon wares in use in the regions unaffected by the St. Neots pottery, but

¹ *Ant. J.* xvi, 396.

detail in *Ant. J.* xvi, 406 and in *Archaeologia*, lxxxix, 75.

² The chronology of St. Neots ware is discussed in more

³ *Ant. J.* xv, 186.

also forming a substratum in those areas, since comparable vessels occur at Alstoe Mount (below).

The second half of the twelfth century is almost a blank in English ceramics, and no pottery from the Jewry Wall can be referred even tentatively to this half-century. In consequence there is very little evidence as to how long the derivatives of St. Neots pottery lasted in the Midlands before being absorbed in the general run of medieval ceramics. One of the very few vessels certainly dated to this period from the whole of England comes from Leicester itself.¹ It contained a hoard of coins of Henry II, and most probably it was hidden during the baronial wars of 1173-4. All that has survived is the lower part of a small pot with a plain sagging base (fig. 62). The ware is gritty grey with small white specks showing at the fractures. Judging by the similarity of paste and the character of the base, a jug in Leicester Museum found 8 ft. deep in Belgrave Gate in 1879 should be of about the same date (fig. 63). This is of grey ware with white grit, probably flint, and unglazed light-brown surface; it is rather irregularly wheel-turned, with thick walls. The profile is heavy, without demarcation for the neck, and the bulge is flattened. The plain handle is thick, the hollow down the back is only slightly defined, and the lower end is clumsily pressed against the bulge. A shallow spiral groove runs down the body to below the handle. Above the base angle some of the surface has been lightly trimmed off before firing.

A comparison of fig. 63 with fig. 61, 2, suffices to show that the Belgrave Gate jug embodies the late St. Neots tradition in a very debased form, or rather that the precise technique and well-defined character of the South Bond Street jug are here seen almost completely devolved and assimilated into the common stock of the medieval potter. The scanty evidence given above suggests that this process was well advanced soon after the middle of the twelfth century.

Fig. 59. Pottery associated in Pit Med. 1

1. Cooking-pot. Roughly wheel-turned, coarse grey ware, slightly gritty, with harsh light-red surfaces, grey-toned outside. The pot is wide-mouthed, with rim sloping outwards. The sides are almost vertical and thin-walled (3 mm.), and the base is sagging. The type is widespread on early-twelfth-century sites, e.g. The Caburn,² Old Sarum early pits,³ Lydney Castle,⁴ &c. A comparable cooking-pot and sherds of similar ware were associated with the late St. Neots pottery at Alstoe Mount.⁵
2. Small cooking-pot. Hard fine pinkish-buff ware, smooth grey surface. Everted sloping rim, globular body with trimming of the surface by a knife above the sagging base. Similar small cooking-pots formed one of the predominant types in late St. Neots ware at Alstoe Mount and Stamford Castle.⁶
3. Large deep bowl. Fine buff ware with grey tones outside. Heavily flanged rim bent downwards. The sides slope gradually inwards to the sagging base, above which the surface is knife-trimmed.

¹ In the British Museum. *Ant. J.* vii, 322; *Num. Chron.* 1927, p. 244.

² *Sussex Arch. Coll.* lxxx, 209.

³ *Ant. J.* xv, 187, fig. 4, 5.

⁴ *Ibid.* xi, 258, fig. 7, 15.

⁵ *Ibid.* xvi, 408, fig. 3, 15.

⁶ *Ibid.*, 404 ff., fig. 3, 1-10 and fig. 5, 1-8.

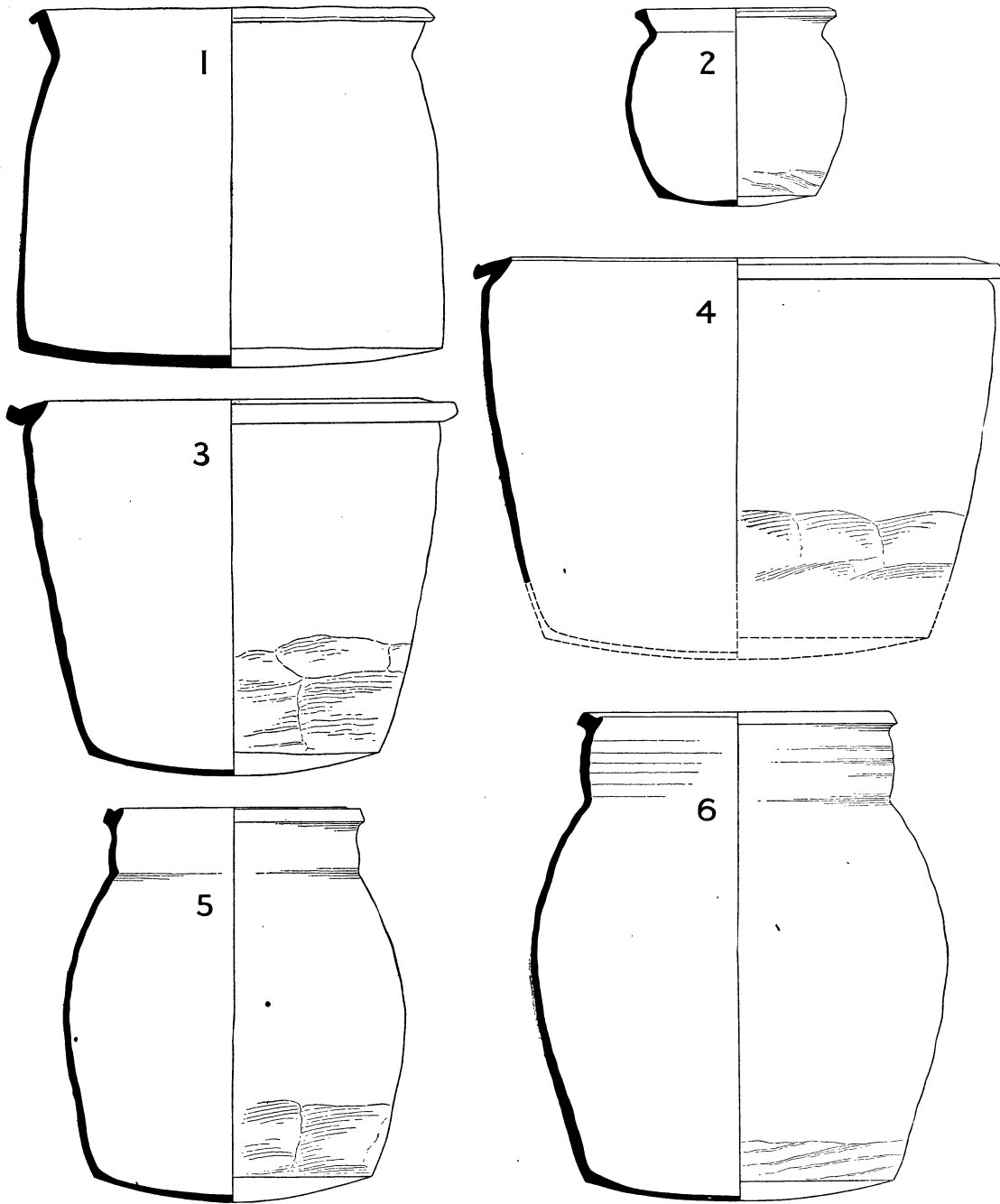


FIG. 59. Twelfth-century pottery from Pit Med. 1 ($\frac{1}{4}$)

The deep bowl with flanged rim is a constant type in late St. Neots ware at the sites already quoted¹ and elsewhere in East Anglia. The shallow flanged bowl which also occurs widely has not, however, been identified amongst the Jewry Wall pottery.

4. Large deep bowl with flanged rim, similar in type and ware to no. 3. The lower part of the surface is knife-trimmed.
5. Globular vessel with vertical neck and moulded rim. Fine buff ware with smooth surface, grey toned below the shoulder. The surface is knife-trimmed in large facets above the sagging base. In shape and proportions, in rim-section and in the presence of a vertical neck, this pot is evidently modelled on the pitcher with tubular spout and strap handles, well represented at Stamford² and by a large fragment from West Bridge, Leicester (fig. 61, 1). But the rim of the Jewry Wall pot is complete, so that spout and handles were absent. The type is therefore new to the late St. Neots series, and it may be called a jar; possibly it was used for storing honey or dry foodstuffs.
6. Jar of same type as no. 5, but larger. Fine whitish ware with buff surface, grey toned over greater part of body, knife-trimmed above the base.

Fig. 60. Miscellaneous Pottery

1. Unstratified. Cooking-pot rim of grey ware, inside light brown; outside blackened and sooty. Rim outbent and thickened. Band of roller-stamped pattern above the shoulder. Similar rims with a variety of stamped patterns were found at Alstoe Mount and Stamford.³ The complete type is globular with a sagging base, as from Normanton, Lincs.⁴
2. From disturbed Roman levels. Cooking-pot rim of grey ware with sparse flint grits. Rim thickened and slightly hollowed inside.
3. From disturbed uppermost Roman levels. Cooking-pot rim, ware similar to no. 2, blackened and sooty outside. Rim strongly outbent with pronounced hollow inside and internal beading, as for a lid.
4. From disturbed Roman levels. Rim of large cooking-pot. Buff ware, grey on rim, with chance spot of yellow glaze on inner margin of rim. Rim thickened and folded down very flatly, as at Alstoe Mount.⁵
5. From disturbed Roman levels. Rim of large bowl of fine grey ware with buff surface. Heavily flanged rim sloping downwards, and decorated on top with lines of roller-stamped pattern. Similar bowls with a variety of stamped patterns were frequent at Alstoe Mount and Stamford.⁶
6. From robber trench of N. outer Portico wall. Fragment of large deep bowl. Fine buff ware with light-green glaze on outer part of rim and side. Rim flanged, with thumb-pressed strip applied along top surface. The bowl is exactly matched at Stamford.⁷
7. From robber trench of W. wall of central block of Baths. Large jug, roughly wheel-turned with surface finished by hand. Coarse gritty grey ware, fired light-red on both surfaces and grey toned outside. The jug has a splayed neck defined below by a broad low cordon. The body is conical, widening to the greatest diameter at the base, which is sagging. The handle springs from the rim, and though most of it is missing, it may be restored as broad and strap-like after other fragments from the site.

Large jugs of this kind are fully developed in the Late Saxon period in East Anglia, for

¹ *Ant. J.* xvi, 406 ff., fig. 4, 18-24 and fig. 6, 13-16.

² *Ibid.*, 410, fig. 6, 16.

³ *Ibid.*, 404 ff., figs. 3 and 5.

⁴ *Ibid.*, 410, fig. 7.

⁵ *Ibid.*, 404, fig. 3, 8-9.

⁶ *Ibid.*, 406 ff., figs. 4-6.

⁷ *Ibid.*, 410, fig. 6, 15.

instance the Ely jug decorated with bands of roller-stamped pattern.¹ The closest parallel for the Jewry Wall jug is, however, a large plain example from St. Peter's, Bedford. A great deal of pottery of St. Neots type has been found at various sites in Bedford, and most of it appears to be tenth or eleventh century.² The Bedford material suggests that the Jewry Wall jug is

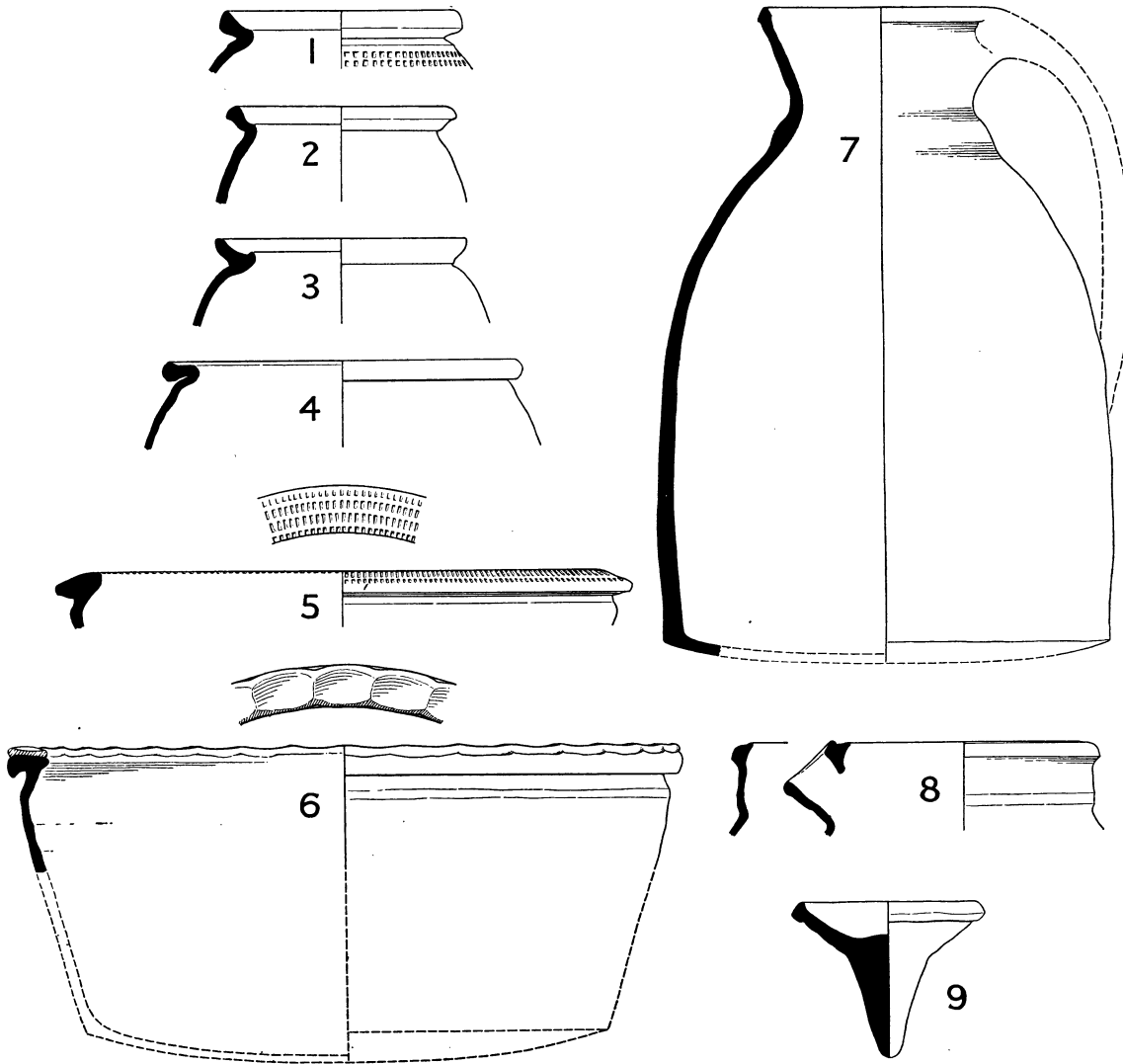


FIG. 60. Miscellaneous twelfth-century pottery (¼)

amongst the earliest of the medieval pottery from the site. A pre-Conquest date for it appears to be precluded by the ware, which is almost identical with that of the larger cooking-pot from the pit group (fig. 59, 1). For this reason the jug is referred to the early twelfth century or possibly the late eleventh century.

8. From robber trench of wall between rooms VI and VII. Spout and rim of a pitcher. Fine

¹ *Ant. J.* iv, 371.

² F. W. Kuhlicke, 'The Founding of Bedford', *Bedford Modern School Field Club Journal*, no. 4 (1937), pp. 116-23.

- whitish ware with sharp sand, buff surface with thin pale-green glaze outside on neck. The spout is tubular, springs from the upright neck, and is joined to the moulded rim. This spout, several more fragments of pitchers, and a few broken strap handles also found on the site, are all comparable with the pitcher from West Bridge, Leicester (fig. 61, 1).
9. From the general medieval layer. Pottery lamp of coarse gritty grey ware with light-red surface. The lamp has a broad shallow cup to hold oil or fat on which the wick floated, and ends in a thick spike. Medieval pottery lamps are described below, and for comparison three lamps found elsewhere in Leicester are illustrated in fig. 61, 4-6.

Figs. 61-3. Comparative Material in Leicester Museum

Pottery of St. Neots type is well represented at a number of sites in Leicester, and some of it has been found stratified in excavations in recent years. The bulk of this material is remarkably uniform in character, and agrees closely as to types, ware, and glaze with that from the Jewry Wall. This suggests that in the early twelfth century Leicester was largely supplied by potters of high technical skill working at a small group of kilns. No attempt is made to discuss this material adequately here, but a few examples have been selected to amplify the Jewry Wall series.

1. Upper part of pitcher found in West Bridge, Leicester. Fine buff ware, partially covered by thin yellow glaze. A tubular spout is attached to the rim, and three strap handles, one opposite the spout and the others placed laterally, are joined to the upper part of the body. The restoration of the drawing is based on a complete pitcher from Stamford.¹
2. (Pl. XXI c.) Complete jug 9.8 in. high, found about 10 ft. deep in South Bond Street, Leicester. Fine whitish ware with smooth buff surface. A light-green glaze covers most of the surface, and is thicker on the neck and above the shoulder. Round the body is a shallow irregular spiral groove, the lowest turns erased by facetting of the surface above the base. The rim is outbent with a small pinched-out lip, the neck is short and cylindrical, and the body is barrel-shaped with a plain sagging base. The single strap handle springs from the rim, with two thumb-marks at the attachment to the bulge.

In the early twelfth century, glazed jugs with pinched-out lips and a single handle are of less frequent occurrence in the east Midlands than spouted pitchers like no. 1; the survival of a complete example is therefore all the more noteworthy.

3. Skillet from Glaston, Rutland; found in 1946 associated with fragments of a large flanged bowl on a hearth of stones. Fine buff ware with light-brown surface, blackened by fire and sooty on base and lower part of side. The rim is flanged, and attached to it is a tubular socket for a wooden handle.

Similar skillets in St. Neots ware are known from several sites in the east Midlands and East Anglia, e.g. Stamford,² Bedford, and in and near Cambridge. Their use as culinary utensils for heating liquids over the fire is well demonstrated by the Glaston find.

- 4-6. Lamps from High Cross Street, Leicester; nos. 4 and 6 are marked with the same date of finding in 1864, and so may have been found together. The spiked lamp (no. 4) is of fine, smooth, buff St. Neots ware. The other lamps are of thicker and coarser grey or black ware, like fig. 60, 9 from the Jewry Wall. No. 5 has a small flat base and no. 6 is provided with a pedestal foot for standing on a shelf or table.

At Northampton pottery cresset-lamps of all the types represented at Leicester were found in tenth- to eleventh-century associations, but the shapes lasted well on into the medieval period.³

¹ *Ant. J.* xvi, 410, fig. 6, 16.

² *Ibid.*, fig. 6, 14.

³ London Museum, *Medieval Catalogue*, p. 174, fig. 54, 5-8.

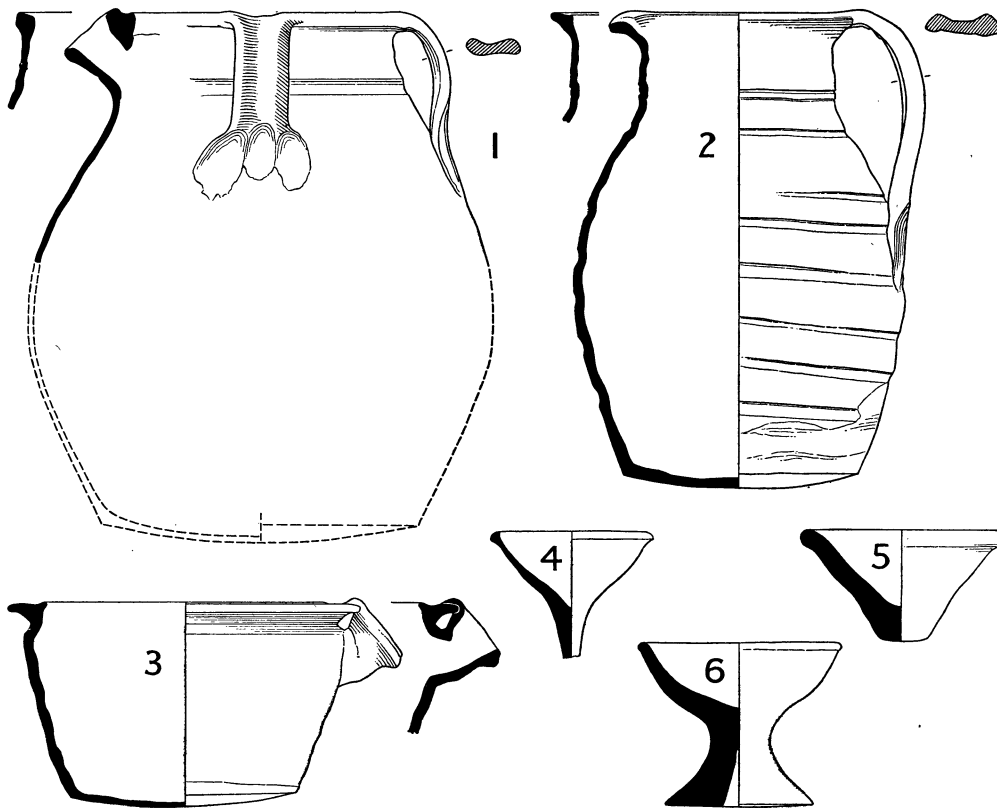


FIG. 61. Twelfth-century pottery from Leicester. No. 3 from Glaston, Rutland ($\frac{1}{4}$)



FIG. 62. Pot dated late twelfth century from Leicester ($\frac{1}{4}$)

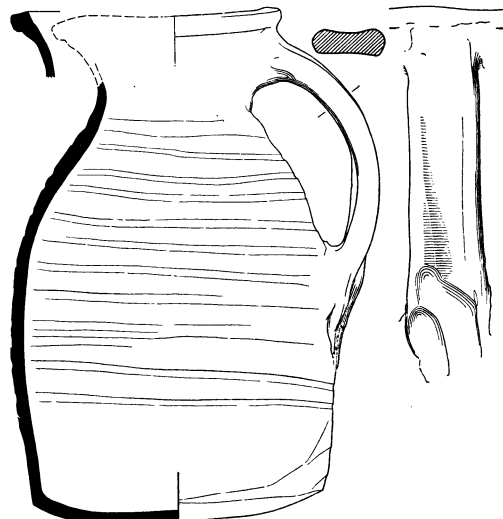


FIG. 63. Jug from Belgrave Gate, Leicester ($\frac{1}{4}$)

Whetstones (fig. 64)

1. From robber trench of Forum-period drain W. of N. apse of Baths. Whetstone of pale grey granulite, 3.4 in. long. The top end with the original hole for suspension is broken away, and new holes have been started on two adjacent sides. Dr. K. C. Dunham, of the Petrographical Department, Geological Survey, reports as follows on a section of the hone: 'Quartz-mica granulite, banded parallel to the length of the hone, composed of angular interlocking quartz grains averaging 0.05–0.075 mm., with abundant tiny grains of recrystallized muscovite. These have one axis parallel to the banding, but not two, i.e. the rock is not schistose. There is a slight concentration of mica in some of the bands. Calcite is present, and there is a little chlorite, as well as scattered grains of an opaque material.'
2. From robber trench of Period IV drains immediately N. of Period IV building. Whetstone of pale-grey granulite, 4.4 in. long. The top is broken away, and the hone is much worn down on all sides. Dr. Dunham reports thus on a section of the hone: 'Quartz-mica granulite, composed of angular and sub-angular interlocked quartz, of average grain-size about 0.075 mm., but reaching 0.2 mm. in places; with recrystallized white mica and greenish biotite in tiny grains having one axis parallel to the banding. Feldspar, zircon, apatite, magnetite and calcite are minor constituents of the rock.'

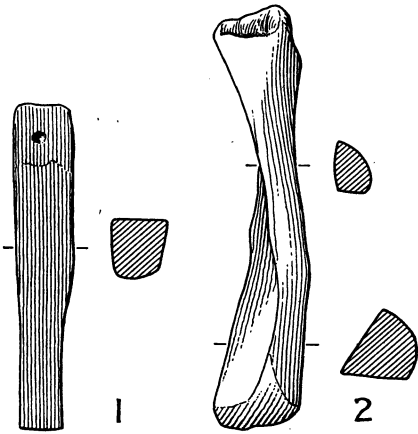


FIG. 64. Whetstones of granulite ($\frac{1}{2}$)

Whetstones were in common use throughout the Middle Ages for sharpening knives, &c. A considerable number of hones of mica-schist have been found in England,¹ many of them in early medieval contexts, and in Dr. Dunham's opinion the two Jewry Wall hones are to be associated with these. The schist hones appear to have a limited range in date.² In a few instances the hones are dated tenth or eleventh century, but the majority have been found in deposits or at sites of the twelfth century. At West Woodhay, Berks., a schist hone is securely dated middle or late thirteenth century, and at Stonar the hones occur in a thirteenth-century context, but evidence is doubtful for their use later. The material is foreign to the areas in which the hones are found in England, but extensive deposits are in Brittany and more remotely in the Central Massif of France. Hones made of the local schist have been found at a few medieval sites in both these regions, also farther north-east in Normandy, and the dating is consistent with the English evidence.

The distribution of schist hones in England is densest in the south and south-eastern parts of the country, and opportunity is here taken to republish the original map with additions (fig. 65). It will be seen that many of the sites are along the south coast, also related to ports such as London, Stonar, Pevensey, Southampton, Bristol, and Chester. Farther inland the hones are more scattered, though many of the sites appear to be related to traffic along the main rivers and roads.

The following schist hones are additions to the original list published in 1938:

London and Westminster. London Museum, *Medieval Catalogue*, p. 293, pl. xciv.

Stonar, Kent. Several hones found by Mr. W. P. D. Stebbing in the medieval layer at Stonar. *Arch. Cant.* lv, 49.

Oldbury, Ightham, Kent. *Archaeologia*, xc, 166.

Churt, Surrey. *Surrey Arch. Coll.* xlvii, 90.

¹ *Proc. Isle of Wight Nat. Hist. and Arch. Soc.* ii, 682–95.

² Three instances of schist hones from sites of much

earlier date noted in the list are not necessarily contrary to this statement, in view of the inconclusive nature of the evidence.

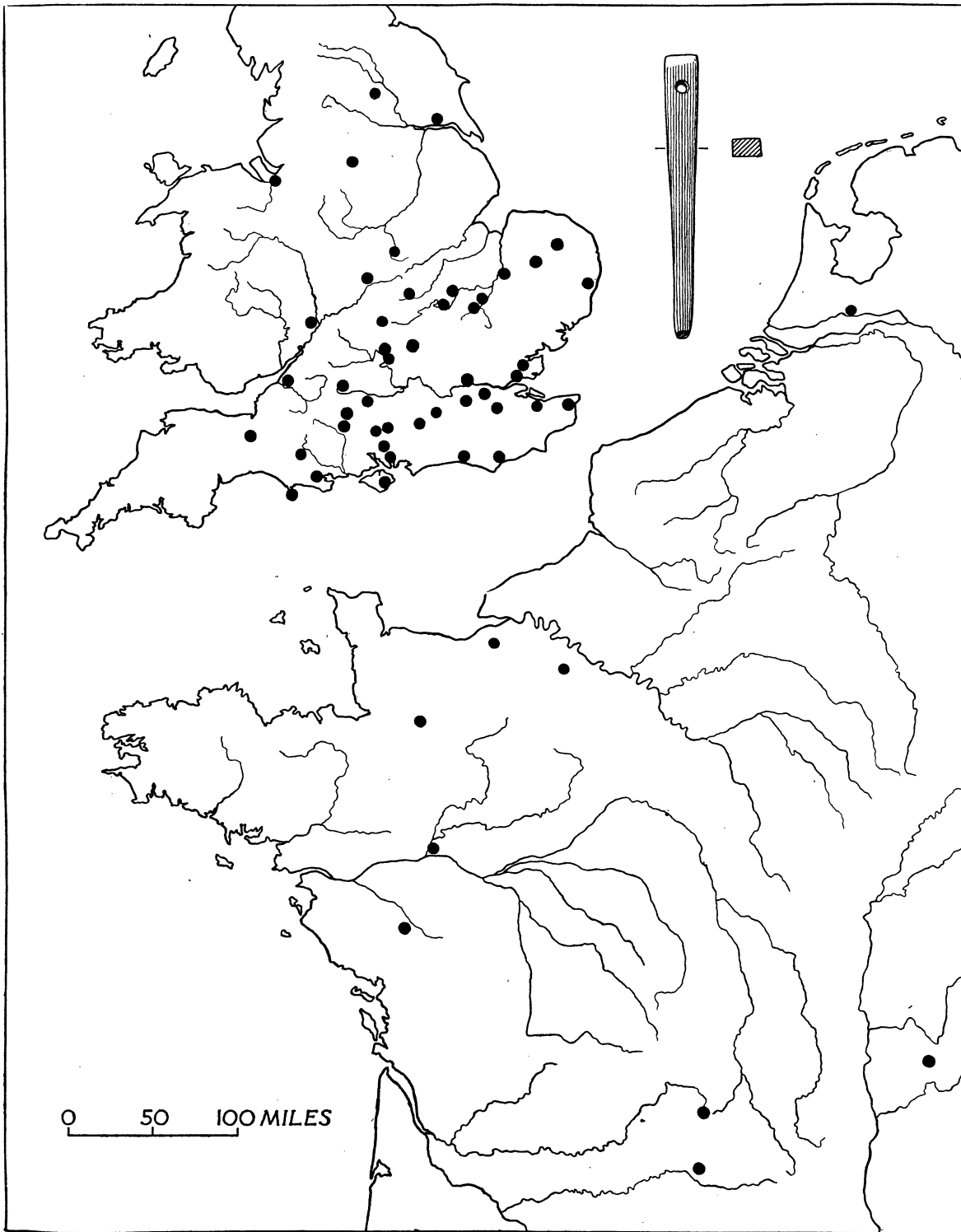


FIG. 65. Distribution-map of medieval whetstones of mica-schist. Inset: schist hone from St. Giles' Hill, Winchester ($\frac{1}{2}$)

- Croydon, Surrey. Hone apparently associated with iron axe-head in Anglo-Saxon grave. *Surrey Arch. Coll.* xiii, 18.
- St. Giles' Hill, Winchester. Associated with early twelfth-century pottery in pit. Present publication fig. 65, inset. Winchester Museum.
- Porchester, Hants. Found on allotments near the Castle. Winchester Museum.
- Fifehead Neville, Dorset. Hone from Roman Villa, associations unknown. Dorset County Museum.
- Isle of Portland. Hone from beehive chamber; date uncertain, possibly Iron Age. Dorset County Museum.
- Trigon, near Wareham, Dorset. Hone and oak paddle or blade of spade, from silted-up bed of river. Dorset County Museum.
- Avebury, Wilts. Three hones with medieval sherds in top-soil. *Oxoniensia*, viii-ix, 106, fig. 35. Avebury Museum.
- Boscombe Down, Amesbury, Wilts. Broken hone and scratch-marked pottery of c. 1100 from filling of hole made at former opening of Barrow 85. *Wilts. Arch. Mag.* xlv, 433, pl. II, 10. Salisbury Museum.
- Old Sarum. Additional hone in Salisbury Museum.
- Merton College, Oxford. *Oxoniensia*, viii-ix, 106, fig. 35.
- Littlemore, Oxon. Op. cit.
- Deddington Castle, Oxon. Hone with late-twelfth-century pottery. Information from Mr. E. M. Jope.
- Easton, Norfolk. Norwich Castle Museum.
- Thetford, Norfolk. Several hones of schist and allied stone from the Late Saxon Settlement. Ministry of Works excavations.
- Southwold, Suffolk. Hone 15 in. long. Saffron Walden Museum.
- Burnt Fen, near Cambridge. Pitt Rivers Museum, Oxford.
- Southoe, Hunts. Two hones from excavations by Mr. G. L. Clayton in a circular earthwork at Southoe Manor. One hone was stratified with pottery of the late eleventh or early twelfth century.
- Bedford. Hone, miscellaneous objects and pottery of twelfth century and later, from river Ouse in widening of Bedford Bridge. Bedford Modern School Museum.
- Coventry. Three hones from sites in Coventry. J. B. Shelton Collection.
- Longdon, Worcs. Salisbury Museum.
- Elloughton, Yorks. *Hull Museum Publications*, no. 198, p. 40, pl. II, B.
- Knaresborough Castle, Yorks. Hone associated with twelfth-century pottery and iron objects, in filling of castle ditch. Information from Mr. D. M. Waterman.
- Peveril Castle, Derby. Ministry of Works Collection.
- Chester. Three hones in Chester Museum.

THIRTEENTH CENTURY

The pottery identified on type as belonging to the thirteenth century consists of a large number of fragments of cooking-pots and jugs, the latter both glazed and unglazed, which in the total amounts to rather more than half of the medieval pottery from the site. It is probable that the pottery covers the greater part of the century, but until pottery more accurately dated within this century is forthcoming in the Midlands it would be idle to attempt fine distinctions. It would appear, however, that the bulk of the pottery, certainly the cooking-pots with more developed rims and the jugs with heavier glaze,

slip decoration, &c., belong to the second half of the century. Fortunately one pit contained six pots, i.e. three cooking-pots, two jug necks, and a cauldron (figs. 66-7) which are typical of much of the more fragmentary material. The group has close analogies in the late thirteenth century, as quoted in the descriptions.

At Leicester itself the pit group has significant parallels with pottery found in the filling of a well in Millstone Lane in 1940. This includes several large cooking-pots, one very similar to fig. 66, 2 in shape and rim section, and a sherd with an incised wavy line on the inner slope of the rim, as on the same pot. In addition there is a large deep bowl with a flanged rim and finger-printed strips down the side, and the rim of a pipkin. Jugs are represented by one with an ovoid body and plain sagging base, decorated with a spiral groove above the shoulder and green glazed, and glazed sherds of another vessel with applied strips and groups of scales. In ware, too, the Millstone Lane cooking-pots compare very closely with those from the Jewry Wall pit, and it is reasonable to infer that both groups are products of the same kiln. The only medieval pottery kiln yet known in the Leicester region was found and excavated in 1945 at Potters Marston, 8 miles south-west of Leicester. The pottery made here comprises the wide range of types current in the thirteenth century—jugs, cooking-pots, bowls, pipkins, lids, &c.—and several distinctive features should make its recognition easy elsewhere. Preliminary comparison of the Jewry Wall pottery with that from the Potters Marston kiln failed to show any such characteristics, and it appears therefore that the Jewry Wall pottery was made at some other kiln, yet to be discovered.

Evidence is accumulating that the thirteenth century was the period *par excellence* for decoration to be lavished on jugs. The Jewry Wall site has produced two notable vessels decorated with conventionalized foliage patterns, which are referred to different dates in the second half of the century (figs. 69-72). Analysis and comparison of the patterns on the jugs suggest that they are in fact the products of a family of potters, whose reactions they exhibit to the new influences animating the pottery industry during the course of this century (pp. 236-8).

Fig. 66. Pottery associated in Pit Med. 2

1. Cooking-pot. Hard grey ware, slightly gritty, uneven surface, light red inside and outside. The base is discoloured black by fire. Angular rim with internal slope, body of pot almost straight-sided, with wide sagging base. In section the rim is very similar to several from Rayleigh Castle, Essex,¹ where occupation ceased c. 1270.
2. Cooking-pot. Ware similar to no. 1, with reddish-buff surface, discoloured black below the shoulder. Rim similar to no. 1 but thicker and more developed, with wavy line incised on the internal slope. Body globular, with deep sagging base.

In a deposit dated 1294 at Bungay Castle, Suffolk,² a great number of cooking-pots with this form of rim were found, which together with the material from Rayleigh Castle constitute the most relevant evidence for dating the Jewry Wall group to the latter part of the thirteenth century.

¹ *Trans. Essex Arch. Soc.* n.s. xii, 182, fig. 7.

² *Proc. Suffolk Institute of Archaeology*, xxii, 334, figs. 1-9.

3. Large cooking-pot. Hard grey ware, slightly gritty, buff to light-red surface, discoloured grey below the shoulder. Rim heavily moulded, rounded on top, with sharp outer edge. Two shallow girth-grooves below the neck. Body broad and squat; and deep sagging base. Girth-grooves

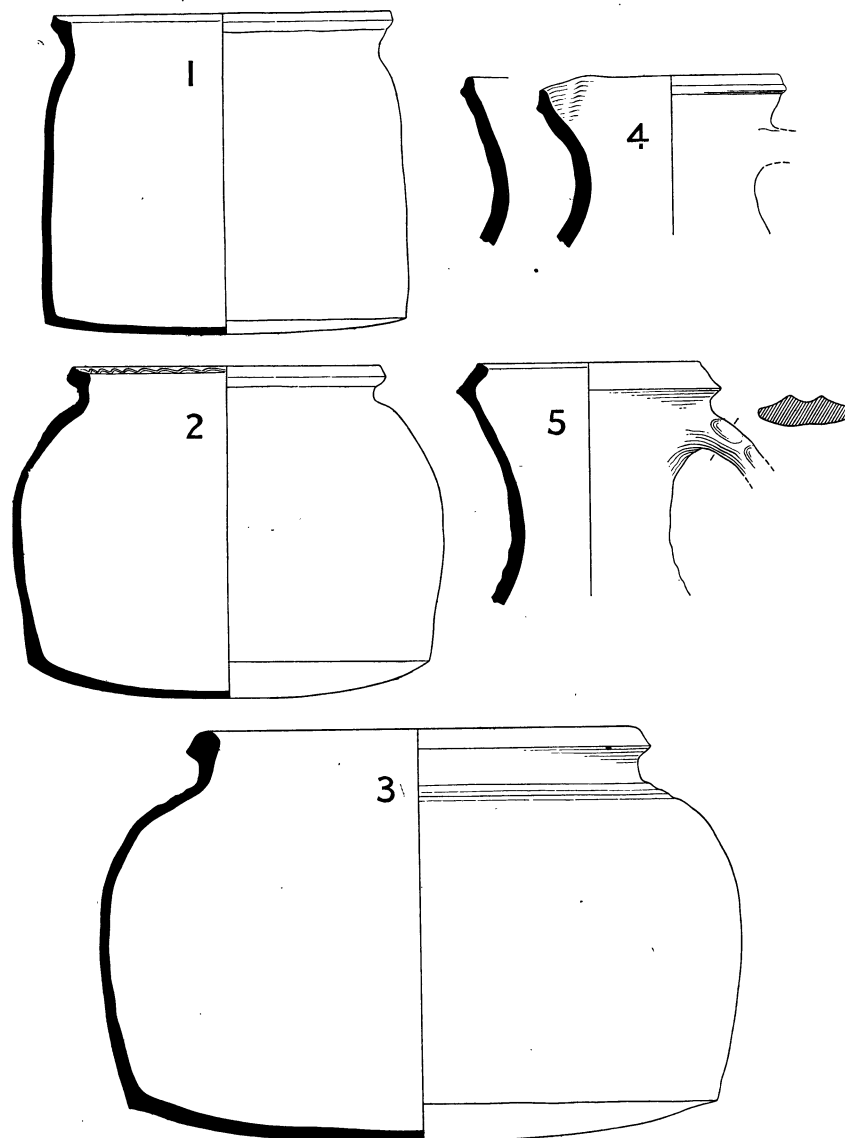


FIG. 66. Thirteenth-century pottery from Pit Med. 2 ($\frac{1}{4}$)

below the neck are a thirteenth-century feature, e.g. at Rayleigh Castle and also from a midden at Niton, Isle of Wight.¹

4. Upper part of jug. Grey ware, slightly gritty, buff to light-red surface. The rim has a narrow cordon outside and a large pinched-out lip for pouring. The handle springs from the incurved neck, but insufficient remains for its shape to be determined.

¹ *Proc. Isle of Wight Nat. Hist. and Arch. Soc.* iii, 129, fig. 1, 4-6.

5. Upper part of jug. Ware similar to no. 4. The rim is inbent, joining the neck at a sharp angle. The handle springs from the upper part of the incurved neck; it is broad and strap-like with a groove down the middle and thumb-marks at the sides.

Fragments of jugs found elsewhere on the site suggest that the complete type had a tall ovoid body, retracted or waisted above the base, which was of pedestal form and hollow underneath, as restored on figs. 69 and 71.

Fig. 67 and Pl. XXI, D. Restored Pottery Cauldron

Hard gritty grey ware with dark grey surface. In shape the vessel is a cooking-pot with the addition of angular handles on opposite sides of the rim, and three long legs equidistant round the base angle. It is 10½ in. diameter, 12 in. total height, legs 5 in. long.

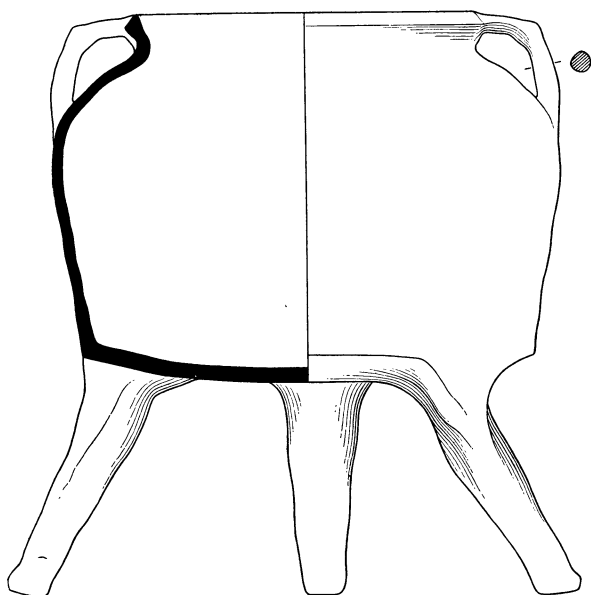


FIG. 67. Pottery cauldron from Pit Med. 2 (¼)

This type, provided with angular handles and legs, is a pottery imitation of the metal cauldrons in common use in the Middle Ages from the thirteenth century onwards.¹ A number of separate elbow handles were found on the Jewry Wall site and also elsewhere in Leicester. Similar vessels or the handles for them have been found at a number of sites in south England, mostly in or near London.

Fig. 68. Storage-jars

Two heavy rims are identified as from storage-jars. This is a new type beginning in the thirteenth century, of which about a dozen examples have been recorded recently, and it is suggested that these huge vessels, about 24 in. high and 18 in. diameter, were used for storing grain or other perishable foodstuffs.² The jars are usually decorated, some quite elaborately, with applied finger-printed strips reaching from the neck to the base, as on the Jewry Wall fragments. Most of the storage-jars have been found in east and south-east England, and Leicester is the most northerly site yet recorded.

¹ London Museum, *Medieval Catalogue*, p. 205, fig. 68 and pl. LV1 (metal) and p. 224, fig. 74 (pottery).

² *Ant. J.* xix, 303. Evidence obtained in 1948 at Thetford

now proves that storage-jars originated earlier, and they were present in the St. Neots group in the Late Saxon period.

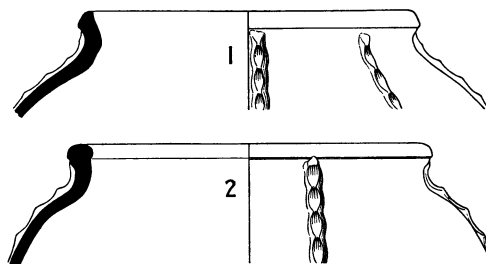


FIG. 68. Storage-jars (⅙)

1. From Pit Med. 3. Upper part of storage-jar. Hard coarse gritty grey ware, buff surface. Rim sloping outwards. Decorated with applied finger-printed strips passing vertically down the body.
2. From the general medieval layer in N. outer Portico of Forum. Upper part of storage-jar. Coarse gritty grey ware, light-red surface. Heavy rim, expanded on both sides and rounded on top. Applied finger-printed strips on body, similar to no. 1.

Figs. 69–72 and Pl. xx. Decorated Jugs

Two glazed and decorated jugs are outstanding in quality, and they are of considerable interest in regard to the technical and artistic development of local pottery in the thirteenth century. The jugs are remarkably similar in many respects. The shape is a tall ovoid with the neck gradually widening into the curve of the body. The lower parts are missing, but in all probability they were of the waisted form with moulded flat base, of which there are several examples from the site. The handles, too, are very similar in form and technique, and both are marked by a line of incisions down the middle. The decoration, however, is the most remarkable feature of both jugs, and consists of scrolls and tendrils forming conventionalized tree or foliage patterns.

There are, however, significant differences to be noted. The ware of the first jug is grey and the walls are thick, and the glaze is thin and patchy; in both respects the jug appears to owe something to the texture and glaze of the late St. Neots fabrics of the preceding century. In contrast to this, the ware of the second jug is better levigated and fired more thoroughly, the surface is a uniform buff, and the walls are much thinner. The glaze is better in quality, lustrous, and applied more evenly. In technique the decoration on the first jug lacks finish and the lines of slip are very variable in width and in emphasis, whereas on the second vessel the elements of the pattern are narrow lines of slip, applied with greater skill and sureness, and the scale of the design is more harmoniously related to the area available for ornament.

The dating of these two jugs is determined by analogy. The shape of the jugs, a tall ovoid or bulbous body retracted towards the flat base, is derived from the slender baluster jugs of the thirteenth century. Comparable ovoid jugs are well represented in a long series covering the whole of the thirteenth century from the site of the Bodleian Library extension in Broad Street, Oxford,¹ where they appear about the middle of the century.

Analysis of the decoration leads to the same conclusion. Plastic curvilinear ornament on jugs makes its appearance during the first half of the thirteenth century, and is best known in the notable series of jugs from White Castle, Monmouthshire,² and also on jugs from Clarendon Palace, near Salisbury. At these sites the pattern takes the form of discrete S or C-shaped scrolls, which apparently were not combined in more elaborate designs until later in the century.

Consideration of both kinds of evidence, then, suggests that the first Jewry Wall jug may be dated about the middle of the thirteenth century, and that it represents an early stage in the reaction of the potters to the new artistic impulses and improvements in technique and glazing that were affecting English ceramics in the course of this century.

The dating of the second jug depends partly on the date given to the first jug and partly on analogy and general evidence. If it may be taken for granted that this jug is later in date than the other, then it should be placed after the middle of the century. On the other hand, the evidence from Nottingham (p. 244) shows that, in this part of the Midlands at least, curvilinear patterns survived in only a degenerate form in the early fourteenth century. Symmetrical foliage designs, usually carried out in slip or in applied strips, with the junctions and leaves sometimes emphasized

¹ *Oxoniensia*, iv, 105, fig. 24, J; cf. *ibid.* vii, 73, fig. 17, 1.

² *Ant. J.* xv, 330, fig. 1, 3 and 5, and fig. 2, 6–8.

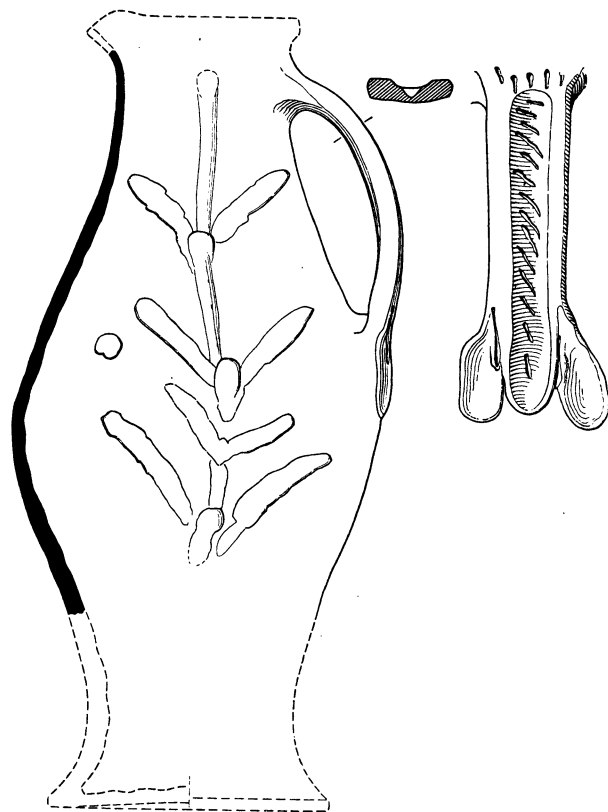


FIG. 69. Thirteenth-century decorated jug (1)




FIG. 70. Development of pattern on decorated jug (1)

by tool cuts or in the form of raised scales, are known on jugs from several localities in the southern part of the country, and in their most mature form appear to belong to the close of the thirteenth century. Reference may be made to a jug with dark green glaze from London,¹ with a bridge-spout of the parrot-beak shape characteristic of this period. Another jug (undated) with tree designs of applied strips and scroll ends to the branches is published from Bristol.²

The panel of vertical strips and rows of pellets down the front of the Leicester jug (fig. 72) differs in character from the rest of the design. Similar 'strip and pellet' patterns are known on several jugs, e.g. from Old Sarum.³ The arrangement of the pellets in pairs at each side of the medial notched strip on the Leicester jug suggests that it may also be in imitation of the sewn junction of a leather vessel or 'black jack'. Similar decoration based on leatherwork is not infrequent, and usually it is in the form of notching or tool cuts over the structural joins of the body or spout, as at Kidwelly Castle.⁴

The conclusion is, therefore, that the second Jewry Wall jug dates from the close of the thirteenth century, and in any case it may with some confidence be referred to the last quarter of the century.

The above analysis points to a close relationship existing between these two jugs, not only in time but in craftsmanship. The parallels quoted above suggest that the first jug may be dated about the middle of the thirteenth century and the second jug towards the close of the same century. If that is so, then the two vessels were made by a family of potters working in the same tradition, and the later jug is the lineal descendant of the earlier. The first jug would thus represent an early phase in the work of the potters, when they were still using fabrics and glazing changed but little from those of the previous century, and experience was being gained in the newly introduced curvilinear patterns of plastic decoration. The second jug, perhaps less than half a century later than the other, is the result of greater familiarity and competence in the art of glazing and decoration, and indeed this jug shows a technical mastery of materials and an artistic appreciation of plastic ornament which give it a place of merit in any collection of English pottery of the thirteenth century.

Figs. 69–70 and Pl. XX, A–B. Decorated Jug

From robber trench of W. wall of central block of Baths. Jug of fine hard ware with sharp sand, light grey inside to half thickness, then whitish with buff surface. The walls are thick, about 7 mm. above the shoulder, and the inside shows heavy rilling whilst on the wheel, also present outside above the shoulder. It is covered with glaze over the greater part of the body and down the back of the handle. The glaze is fairly thick in places over the decoration and here has darker specks, but mainly it is thin, medium to light green, patchy, and dull. The body of the pot is ovoid, tending to biconical, and the neck forms a continuous curve with the body. The lower part and base are missing, but may be restored with strong probability as a moulded flat base, as represented by several examples from the site. The neck is broken off below the rim, but in front it shows an outward curve, so that a pinched-out spout was certainly present. As restored in the drawing the height is 16 to 17 in. and the shoulder diameter is 7½ in.

The handle is broad and strap-like, and is grooved down the back. It springs from the upper part of the neck and is attached just above the shoulder. Across the top of the handle is a transverse row of deep stab-marks made by a blade-like tool or the point of a knife, and similar incisions are in a line down the whole length of the handle. The lower end has large thumb-marks securing the junction with the body of the pot.

The decoration covers the neck and body of the pot. It is carried out in lines of slip in low relief

¹ London Museum, *Medieval Catalogue*, p. 214, pl. LXII, 1.

² Burlington Fine Arts Club, *Illustrated Catalogue of Early English Earthenware* (1914), p. 8, no. 28, pl. III.

³ *Wilts. Arch. Mag.* xlvii, 266, pl. v, fig. 2, 2, with further references.

⁴ *Archaeologia*, lxxxiii, 110, fig. 5, P 20.

and variable in width. On each side is a symmetrical conventionalized tree design of a central stem with three pairs of branches. The junctions are marked by raised scales.

On the front beneath the spout is a symmetrical foliage design of reversed paired scrolls joined to a central stem. The free ends of the scrolls terminate in large pellets. At the junctions of scrolls and stem, and in the central space between the scrolls, are paired branches, as on the tree designs.

Figs. 71-2 and Pl. XX, C-D. Decorated Jug

From the general medieval layer. Jug of fine hard sandy grey ware with buff surfaces. It has an overall glaze on the body and handle; the glaze is thick and even, lustrous light green, in places mottled a darker tone. In shape the pot is ovoid, with the neck and body merging in a continuous curve. The lower part is missing, but is restored with a moulded flat base. The completed vessel is about 16 in. high and $7\frac{1}{2}$ in. shoulder diameter.

The handle is long and strap-like and grooved down the middle. It springs from the neck and is attached to the shoulder. Across the top is a row of stab-marks, and down the middle of the handle is a line of similar deep incisions. The lower end has large thumb-marks at the sides.

The decoration covers the entire neck and body, and is executed in narrow lines of dark brown slip in low relief. On each side is a symmetrical foliage design of reversed paired scrolls and a central stem. The junctions of the stem are marked by large triangular pellets with rows of incised notches, from which subsidiary notched tendrils pass to the lateral scrolls.

On the front of the pot is a large vertical panel of narrow strips, the medial one marked by small notches. Down each space is a line of large pellets with hollowed centres, arranged in pairs. The panel is linked to the foliage design at each side by notched strips.

Figs. 73-5. Comparative Material from Coventry

In the course of the past twenty years, excavations on several sites in Coventry have produced an abundance of medieval finds. The excavations have been assiduously watched throughout by Mr. J. B. Shelton, the City Chamberlain, who has formed a large collection of antiquities, remarkable alike for the range and variety of the objects and the outstanding quality of some of the material.¹ The collection includes pottery of the whole of the medieval and later periods, from the twelfth century onwards, and for the purpose of the present report Mr. Shelton has kindly permitted the inclusion of two jugs which have a close bearing on the material from the Jewry Wall.

The first jug (fig. 73) was found on the site of Lloyds Bank, Grey Friars Lane, Coventry. It is of hard sandy whitish ware with light buff surface. Yellowish-green glaze covers most of the body and the handle; it is fairly thin and evenly applied, with a few spots of undissolved glaze. In shape the pot is a broad ovoid, slightly retracted above the wide base. The rim is thickened and bevelled inside, and below it is a broad flat moulding. The rim is pinched-out into a small spout for pouring. The base is sagging and the angle has overlapping thumb-marks; these do not, however, reach to the lowest level of the base. The height is $12\frac{1}{2}$ in. and the shoulder diameter is $8\frac{1}{4}$ in.

The handle is strap-shaped with a broad groove down the middle. It springs from the neck and is attached to the shoulder. At both ends are large thumb-marks at the sides. Across the top is a row of stab-marks, and a similar line runs down the back of the handle. The marks are triangular and deeply penetrate the handle; apparently they were made by the tip of a sharply pointed knife.

The decoration is carried out in dark chocolate-brown slip; the curved parts are rounded in sections and the leaves flat. Although very fragmentary, there is sufficient on one side for the

¹ A selection of the finds has been published by Mr. P. B. Chatwin in *Trans. Birmingham Arch. Soc.* lviii, 56-62.

MIEVEAL POTTERY

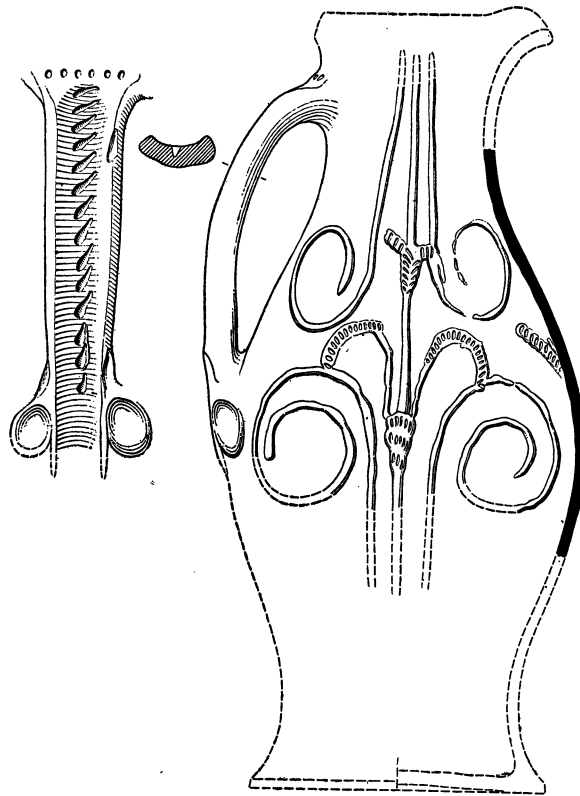


FIG. 71. Thirteenth-century decorated jug ($\frac{1}{4}$)

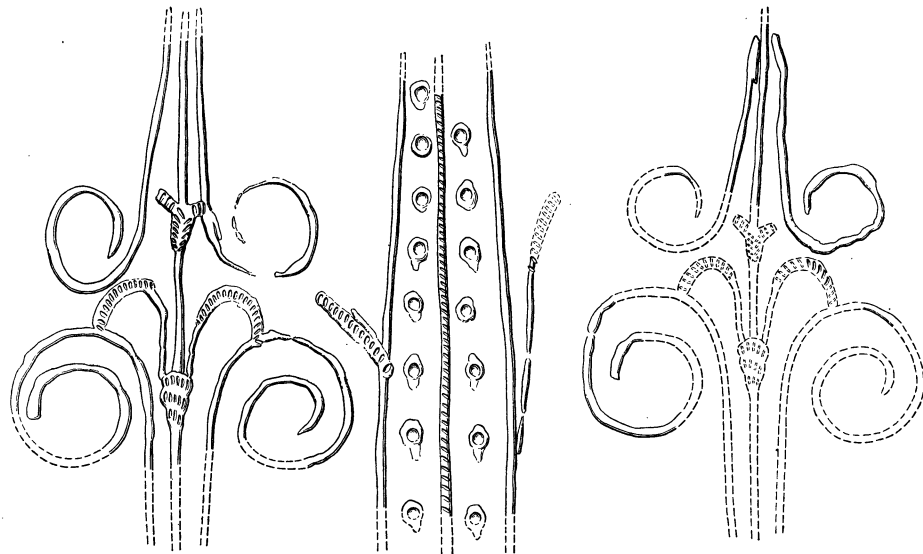


FIG. 72. Development of pattern on decorated jug ($\frac{1}{4}$)

pattern to be restored as a symmetrical foliage design of three leaves at the top with scrolls springing from the stem lower down, and space for another pair of leaves at the bottom.

The jug has a very close relationship to both the decorated jugs from the Jewry Wall. In a simpler form the decoration combines all the elements in the pattern of the earlier jug (fig. 70), whilst the use of brown colour for the decoration, the narrower slip lines, and the better technical finish generally appear to bring it closer in date to the second Jewry Wall jug. In its broad ovoid shape, however, it differs from the other jugs of this group. The shape is a frequent one for jugs throughout the twelfth and thirteenth centuries, whereas the taller and more slender ovoid, allied to the baluster types of London, Oxford, Old Sarum, and Clarendon Palace, appears to have originated about the middle of the thirteenth century.

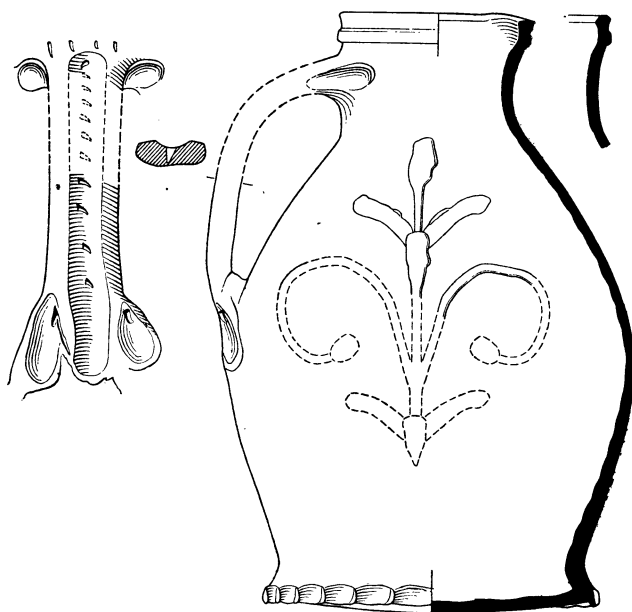


FIG. 73. Thirteenth-century decorated jug from Coventry ($\frac{1}{4}$)

The second jug from Coventry (figs. 74-5) was found at the bottom of a well on the same site in Grey Friars Lane. It is of hard sandy buff ware with buff surface. The walls are thick, about 6-7 mm., except the base which is only 3-4 mm. thick. Glaze covers the entire surface and the handle; it is thick and even on the body, thinner above the base. The glaze is mottled dark green, good in quality and lustrous. In shape the jug is a tall and graceful ovoid, changing in profile from the neck to the body and again waisted above the base. The rim is sharply inbent and beaded, with a deep vertical collar set outwards from the neck. The jug is provided with a bridge-spout, attached to the collar well below rim level, and the spout is prolonged as a sort of trough down the neck. The lip of the spout is mostly broken away, but the attachment shows that it projected slightly upwards. The base is sagging and the angle has continuous large thumb-marks giving the effect of fluting, but these do not reach to the lowest level. The jug is 15 in. high and 7 in. shoulder diameter.

The handle springs from the upper part of the neck and is attached to the shoulder, where it is marked by two large thumb-impressions. The greater part of the handle is missing, but enough remains to show that it was strap-like, deeply grooved down the middle, and had stab-marks across the upper end and down the back.

MEDIEVAL POTTERY

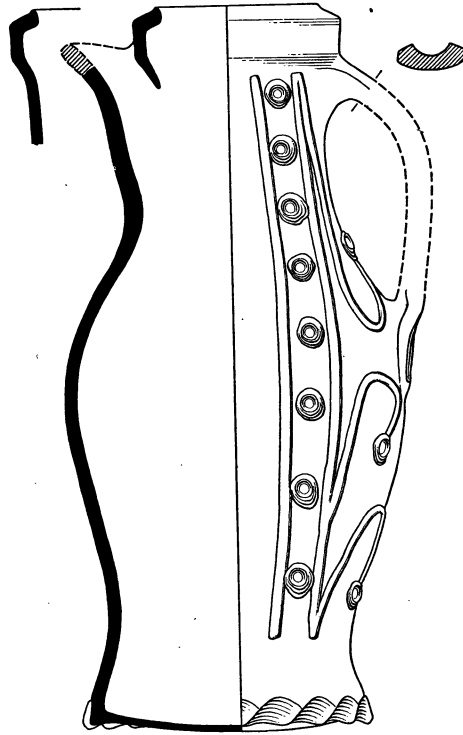


FIG. 74. Thirteenth-century decorated jug from Coventry ($\frac{1}{4}$)




FIG. 75. Development of pattern on decorated jug from Coventry ($\frac{1}{4}$)

The decoration is effectively carried out in dark brown slip in high relief. The framework of the pattern consists of three vertical strips or panels unequal in width, narrow on each side, and doubled under the spout. Subsidiary decoration is formed by large applied pellets with hollowed centres, very similar to those on the second jug from Leicester (compare figs. 72 and 75); the pellets are not coloured brown, but green glazed as on the surface of the pot. The pellets occur in two vertical lines in the double panel beneath the spout, as a single line in the narrow panel on one side, and as terminals to the scrolls and the conventionalized foliage patterns which spring from the upper and lower ends of the panels, from both sides of the central panel and laterally from the side panels.

The panel on the opposite side (fig. 75) is filled by a sinuous sea-serpent with five fins or paddles, each marked by incised lines. Its long jaws are open, and the eye is a pellet with hollowed centre. This realistic figure is entirely carried out in dark brown slip. At the side of this panel, above the foliage pattern, are two pairs of sloping parallel lines, each ending in a pellet, with a row of incised notches between each pair.

Analysis of the developed pattern (fig. 75) reveals the basic symmetry of the design, the two narrow side panels balancing the wider centre panel. The foliage elements serve as links connecting the three panels; their curves soften the formal vertical scheme of the panels and also unite them in a harmonious composition. As an example of the combination of the familiar 'strip and pellet' pattern, foliage elements, and a naturalistic figure, the decoration embodies a variety of motifs and techniques as wide as on any known vessel of the medieval period. The jug may therefore be justly regarded as one of the finest efforts of the medieval potter in this country. Considered together, the four jugs from Leicester and Coventry demonstrate the existence in this part of the Midlands of a flourishing group of potters, whose artistic standards and technical ability rank as high as any in the whole of England.

The date of the second Coventry jug is indicated by the form and position of the bridge-spout. In southern England the bridge-spout is usually attached to the rim, and its edge either rises above the rim or is level with it; in this developed form it clearly imitates the 'parrot-beak' spout of imported polychrome ware in the last quarter of the thirteenth century.¹ In the Midlands the few bridge-spouts known are comparable in size and shape with those in the south, but they are attached below rim level. A good example is the spout on the highly decorated jug from Parliament Street, Nottingham,² which has the same trough-like form as the spout on the Coventry jug. Farther north still, the bridge-spout undergoes reduction in size, is rounded in plan, attached at rim level or below it, and the lip has a tendency to droop. This derivative spout may be dated *c.* 1300 or soon after, since examples were found at Dunstanburgh Castle,³ built in 1313.

The evidence of the bridge-spout thus corroborates the date to which the jug may be assigned on general considerations of style, shape, and glaze, and it may be referred to the closing years of the thirteenth century. It is thus contemporary with the later jug from the Jewry Wall, to which, indeed, many of its features have a close family likeness, and it provides some independent evidence for the date already given to that vessel for other reasons.

A Note on Fairs as a Factor in the Distribution of Pottery

The detailed descriptions of the jugs from Coventry, and comparison with the corresponding jugs from the Jewry Wall, fully bring out the very close relationship existing between these vessels. In fact it is an eminently reasonable deduction that all four jugs are the product of the same group or family of potters working over a period of fifty years or less. As already noted (p. 233), the character of the Jewry Wall jugs points to a local origin in or near Leicester, and it follows that the other jugs reached Coventry, a distance of 22 miles, from the same source. The explanation

¹ London Museum, *Medieval Catalogue*, p. 215, pl. LXII, 1 and fig. 69, 3; *Sussex Arch. Coll.* lxxiv, 62, pl. xiv, 4.

² *Trans. Thoroton Soc.* xxxvi, 85, pl. II, 1.

³ *Arch. Aeliana*, 4th Series, xiii, 286, fig. 3, 4-5.

may be sought in the trading of pottery for sale at the fairs, and these remarks may fitly include one or two instances in which fairs are indicated as the factor in the distribution of medieval pottery between the larger towns. It should perhaps be emphasized that the identification of pottery traded by this (or any other) means is only likely to lead to useful results in the case of material with specific local characteristics, or recognizable as the product of known kilns. In both these respects the study of English medieval pottery has hardly advanced sufficiently for more than a brief mention of the possibilities.

A distinctive green-glazed jug, probably mid-thirteenth century, found in Cark Street, Leicester, is decorated with applied strips and pellets of white clay, and each pellet has the impression of a neatly-cut trellis-pattern stamp. The handle is grooved spirally, giving the appearance of a rope or cable; and the sagging base is plain without thumbing of the angle. A second jug of precisely this character is from Northampton Castle, and at Bedford two sherds with identical decoration were found in a miscellaneous collection of medieval objects during the widening of Bedford Bridge. In this instance Northampton appears to be the centre of distribution, the distances being 29 miles to Leicester and 26 miles to Bedford.

Evidence is accumulating that the medieval pottery of London was to a considerable extent supplied by kilns in Surrey. Here the material itself is supported by documentary evidence for the London orientation of the Surrey pottery industry as early as the middle of the thirteenth century. Later on, the fifteenth-century kiln at Cheam sent its distinctive red-painted jugs and pitchers to London, and many of the plain jugs, bowls, pipkins, &c., found in great numbers in the City are most probably from the same source.¹

Finally, the fact that pottery travelled long distances even earlier in the Middle Ages is proved by the discovery at Oxford² of a yellow-glazed pitcher with tubular spout, an early twelfth-century type, which was certainly made in East Anglia, and probably in the Cambridge region. The journey, 65 miles, is at present the record for long-distance trade in medieval pottery in this country.

FOURTEENTH CENTURY

It is uncertain to what extent the making of finely decorated jugs was continued during the early fourteenth century. The dated material, scanty though it is, clearly shows that changes were now taking place in the pottery industry, due partly to the standardizing effect of mass-production and partly to the influence of metalwork.³ Fortunately for the present purpose, the longest series of relevant material is from a kiln in Parliament Street, Nottingham, where a large number of jugs in several sizes and shapes, cooking-pots, pipkins, &c., are dated by coins to the first half of the fourteenth century.⁴ One of the most distinctive types at Nottingham is a tall ovoid jug with waisted foot and flat base, evidently derived from types similar to the two jugs from the Jewry Wall referred to the preceding century. The decoration is such as could easily be made whilst the pot was still turning on the wheel, and frequently the body is merely marked by cordons or by a broad zone of rilling of the surface. Jugs of this type have been found in Leicester, and it is probable that some of the flat bases with thick dark-green glaze from the Jewry Wall belong to jugs of this kind. But applied and plastic decoration still occur at Nottingham,

¹ The evidence is given in detail in the London Museum *Medieval Catalogue*, pp. 211, 226. See also *Trans. English Ceramic Circle*, vol. ii (1945), p. 234.

² *Oxoniensia*, v, 42.

³ Cf. London Museum, *Medieval Catalogue*, pp. 222 ff.

⁴ *Trans. Thoroton Soc.* xxxvi, 79.

either as individual stamps irregularly spaced over the body or as scrolls and meanders in relief;¹ the latter apparently a degenerate version of designs such as that on the second jug from the Jewry Wall. Much pottery of about the same stage of development is from

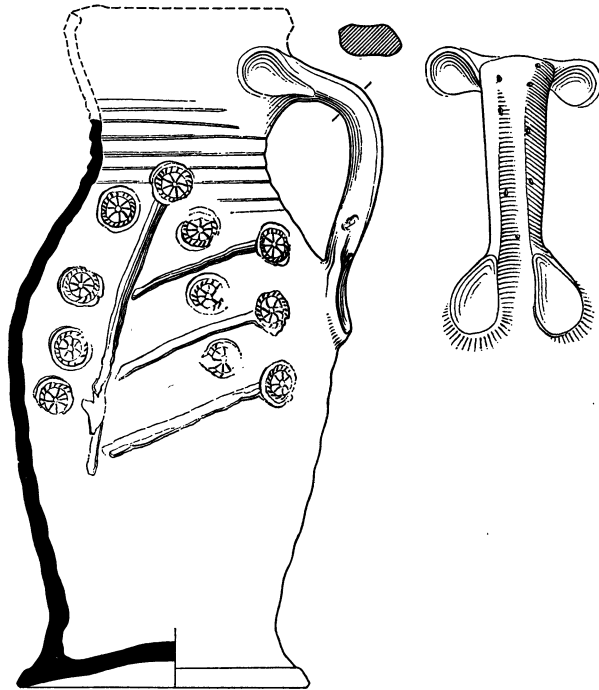


FIG. 76. Fourteenth-century decorated jug (¼)

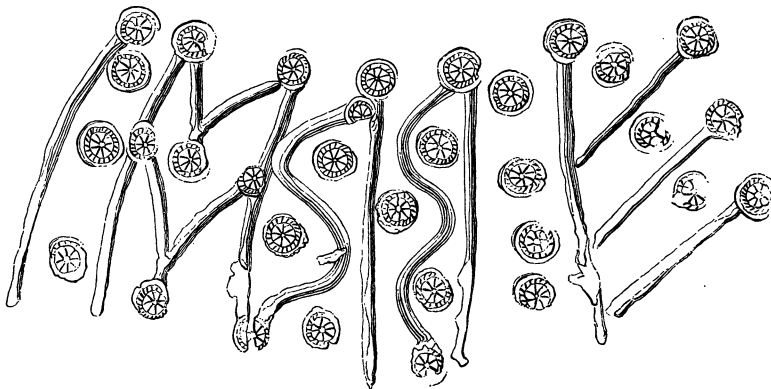


FIG. 77. Development of pattern on decorated jug (¼)

a kiln at Ashton, near Chester, where tall ovoid jugs also form a leading type. Here stamps were more freely used than at Nottingham, sometimes in combination with incised crosses and stylized floral patterns.²

¹ *Trans. Thoroton Soc.* viii, 55, pl. iv; xxxvi, 85, pl. ii.

² *Liverpool Annals of Archaeology*, xxi, 15, figs. 3-4.

A jug from the Jewry Wall is referred to the first half of the fourteenth century on the strength of these analogies and considerations. In shape and technique, and above all in the character of its decoration, it is related to the two jugs already described, though decline is apparent not only in technical skill but in artistic values. The former is manifest in the thicker ware and clumsier throwing of the pot on the wheel, the inferior quality of the glaze, the lack of character in the handle, and in the treatment of the slip lines of the decoration, which are very variable in width and in several places are badly smudged. The change in artistic values may be appreciated by comparing the development of the pattern (fig. 77) with those of the earlier vessels (figs. 70 and 72). Although there is a lingering feeling for curvilinear elements in the two central panels, straight lines and geometric forms dominate the pattern. The decoration occupies the entire field, so that the balance between pattern and background, admirably maintained on the earlier vessels, is now lost. The crowded effect is increased by smothering all available spaces with large stamps.

Figs. 76-7 and Pl. XXI, A-B. Decorated Jug

Unstratified. Jug of hard light grey ware with buff surface. The walls are thick, 7-8 mm. above the shoulder, and the inside shows heavy wheel-marks, which are also present outside from neck to base. The glaze covers the neck, handle, and body down to the base, with only a few unglazed areas on the lower part beneath the handle. The glaze is green, thick and shiny on one side above the shoulder, but over most of the surface it is dull, speckled, and imperfectly fused. The shape is a tall ovoid, slightly retracted towards the base, which has a moulded edge and rises in a tall hollow at the centre. The neck is marked by a deep groove running spirally, dividing the surface into cordons. The rim is missing, but it has been restored in the drawing after a jug of similar shape in the Leicester Museum. The height was about 14 in. and shoulder diameter $6\frac{3}{4}$ in.

The handle is short and strongly curved, springing from the neck and attached to the shoulder. At both ends it is marked by large thumb-impressions. The section is oblong, and down the back are a few holes made by a pointed tool.

The decoration covers the upper part of the body from the neck to below the shoulder. It is carried out in lines of thick slip, forming a series of vertical panels unequal in width. On the front two panels are filled with wavy lines, and at the sides the broader panels have chevrons and parallel sloping lines respectively. Subsidiary decoration is formed by a large circular stamp about 0.8 in. diameter, consisting of an 8-rayed wheel inside a hatched border. A stamp marks the upper end of each line forming a panel, also the junctions of shorter lines with the panels. As well stamps occur in vertical series in the narrower panels on each side, and separately in the larger panels, where they are used simply to fill up the spaces.

FIFTEENTH CENTURY

The fifteenth century is characterized by simple pottery forms. The jugs are either plain or have decoration of the simplest kind made whilst the pot was turning on the wheel. Glaze is restricted to a large patch or bib on the front below the lip; it is usually dark brown with a purple tone. The ware of these jugs is distinctive; it is close-textured and very thoroughly fired, so that the fabric becomes partially fused and resembles

stoneware.¹ Fortunately Leicester Castle has produced a jug closely dated to the early fifteenth century which has this character (fig. 79). It was found in the lower filling of the garderobe pit attached to the Turret Gatehouse, which is dated by documentary evidence to 1422-3. Two small jugs from the Jewry Wall are referred to this century because of the close similarity of their ware and character to that of the Leicester Castle jug. A feature which is shown by the Leicester Castle jug and one from the Jewry Wall (fig. 58, 1) may here be commented on. This is the spiral groove on the body, a simple motif revived from earlier in the medieval period (p. 224), but whereas in the twelfth

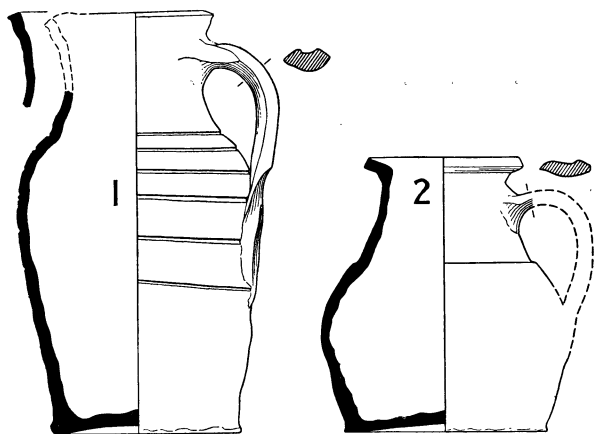


FIG. 78. Fifteenth-century jugs (¼)

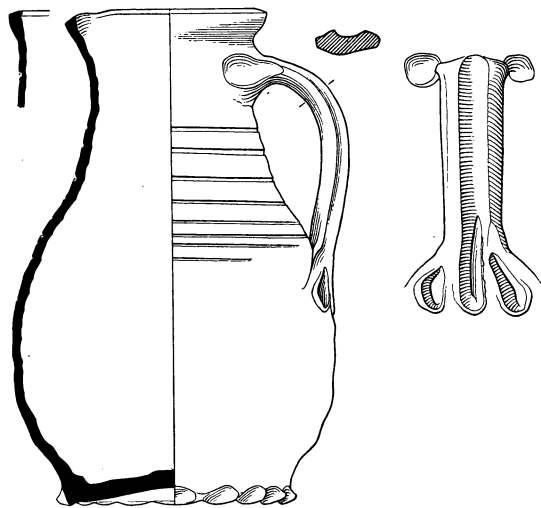


FIG. 79. Jug dated early fifteenth century from Leicester Castle (¼)

century the groove extends over most or the whole of the body (cf. fig. 61, 2), in the fifteenth century it is restricted to the part above the shoulder. Another feature common earlier, thumb-pressing of the base, which originated in the thirteenth century to steady the sagging bases of jugs, is also revived in the fifteenth century and occurs as continuous frilling round the base of the Leicester Castle jug.

Fig. 78. Plain Jugs

1. From robber trench of Baths period drain west of entrance to Basilica. Medium-sized jug. Grey ware, fired very hard and partly fused. Purplish-brown pimply surface, with few small patches of glaze on front. Rim everted and squared on top. The neck meets the body at an open angle. The body is cylindrical and is encircled by a shallow groove running spirally. Plain flat base, concave at centre. The small handle is grooved down the back, and its lower end is marked by long thumb-impressions.
2. Unstratified. Small jug. Light red gritty ware, partly fused. Dull-brown pimply surface, no glaze. Rim sharply everted and squared on outer edge. Spreading neck demarcated by an offset from the broad squat body. Broad flat base. The handle springs from the upper part of the neck and is grooved down the back.

¹ Pottery with these characteristics has recently been published from Oxford, see E. M. Jope in *Oxoniensia*, vii, 76.

Fig. 79. Jug from Leicester Castle

Jug found in excavations conducted by Mr. F. Cottrill in 1939, in clearing the garderobe pit of the Turret Gatehouse, built in 1422-3.¹ The jug was at the bottom of the pit, in a layer of powdered sandstone and mortar fragments left by the builders of the gatehouse, and it is thus accurately dated to the early fifteenth century.

The jug is of dark grey ware, fired very hard and partially fused. The outside is brown and pimply in texture, the inside is red toned and heavily wheel-marked. It is pear-shaped, with the profile sagging below the bulge; height $10\frac{1}{4}$ in., bulge diameter $6\frac{1}{2}$ in. The rim is square in section, sloping outwards, and has a pinched-out lip. The glaze is purple-brown in a large patch on the front from the rim down to the bulge. A groove runs spirally round the body above the bulge. The base is hollow at the centre, and its edge is continuously frilled by thumb-marks. The handle is plain, with a deep groove down the back. It has thumb-marks on each side at the top, and at the lower end are three deep thumb-marks, each with a groove made by the nail down the middle.

¹ L. Fox, 'Leicester Castle', *Trans. Leics. Arch. Soc.* xxii, 154.

SMALL FINDS

BROOCH TYPES

The types are based on those of Collingwood, *Archaeology of Roman Britain*, chap. XV.

Fig. 80

1. Type A. 1-piece brooch, simple coil spring, chord passing beneath rod-bow, flat curve. From disturbed levels. 1 example from SE. III, 2 each II and disturbed levels. Cf. *Richborough II*, pl. xvi, 1, unstratified (bow flattened and not rod), where list of occurrences is given; *Woodcuts*, pl. xi, 7; *Hofheim*, pl. ix, 172.
The type is an early one, beginning before the Roman invasion and hardly lasting beyond the end of the first century.
2. Type B. 1. Similar brooch, bow more strongly curved. From disturbed levels, with 1 other similar example.
3. Similar, from II.
2 and 3 cf. *Newstead*, pl. lxxxv, 1, A.D. 80; *Verulamium*, fig. 43, 2, A.D. 40-75; *Wroxeter 1936-7*, fig. 15, 2; Claudian, *Rotherley*, pl. xcix, 7; *Hofheim*, pl. ix, 179 (type IV, fairly common).
This type is a variation of the last and is also early. Its occurrence in the north of England is exceptional, and it had therefore largely gone out of use before the occupation was firmly established.
4. Type F. 1. Coiled spring, simple rod-bow, chord of spring passing over top and secured by catch, rudimentary casing to spring, catch-plate pierced by 3 holes. From IV. 2 similar examples from II, 1 each IV and VI, 2 disturbed levels. Cf. *Lydney*, fig. 12, 13; *Woodcuts I*, pl. xiv, 10; *Wroxeter 1923-7*, fig. 36, H. 105, Flavian; *Richborough I*, pl. xii, 1, first century; *Verulamium*, fig. 44, 26, late first-early second century; *Allington (Swarling Report)*, pl. xv, 14.
This is another pre-Roman type, lasting down to the end of the first century. It is again a southern type. A brooch of the same Belgic or sub-Belgic type but with unusual ornament on the bow comes from Gringley-on-the-Hill, Notts., *Ant. J.* xviii, p. 410, which is the most northerly occurrence recorded.
5. Type F. 2. Similar to F. 1. Multiple coil. From pre-Forum, with 1 example from VI and 2 from disturbed levels.
6. Type H. 1. Pin hinged, bow plain rod, humped in profile. Some ornament is missing from the head. From disturbed levels.
7. Type H. 2. Pin hinged, wide arms, bow humped and 'dolphin shaped', tapering downwards and ornamented at top by 2 impressions. Solid catchplate. From I.
4 similar types, without the decoration on the bow, came from disturbed levels.
8. Similar, body ornamented with central keel and oblique ribs on outer side. From I.
This type is found mostly in the south and Wales, and is predominately first century but may last into the second century.
9. Type K. Coiled spring. Loop over head secured by catch, tapering strip bow, grooved down centre. From disturbed levels.
10. Type L. 2. Pin hinged, bow divided into 2 sections, lower one expanding at foot, upper section decorated with raised rib, lower with incised dot and circle. From VI.
This type does not correspond closely to any of those of Collingwood, but with its division into halves, and its flat section, seems to come closest to his type L.

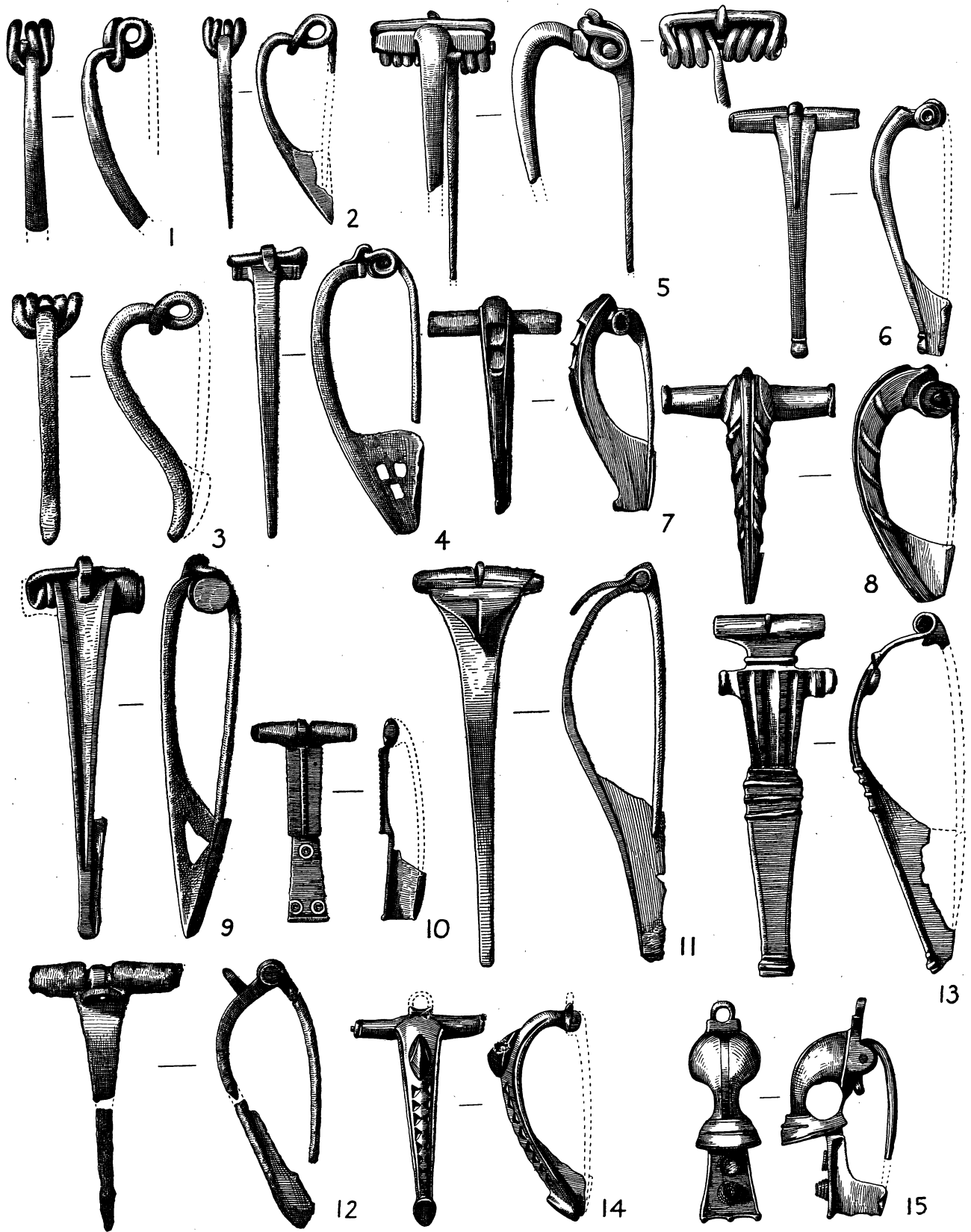


FIG. 80. Brooch types (4)

11. Type M. Pin hinged, plain tapering strip bow, casing of hinge-pin continued over head of bow in a triangular plate. Catch-plate broken, but it may have been pierced. Pre-Forum.
12. Type N. Rim hinged, tapering strip bow, cast head loop. From III.
13. Type P. Pin hinged, segmental strip bow with wings. From I. 2 examples each from I and II and 1 each from IV and disturbed levels. Cf. *Wroxeter 1923-7*, fig. 36, H. 7, pre-Flavian; *Verulamium*, fig. 43, 6. This type is an early one and similar examples are found at *Hofheim*, pl. x, 241-6.
A fragmentary example, of the same general type but round centre-plate, came from pit 7 (Flavian, see p. 132).

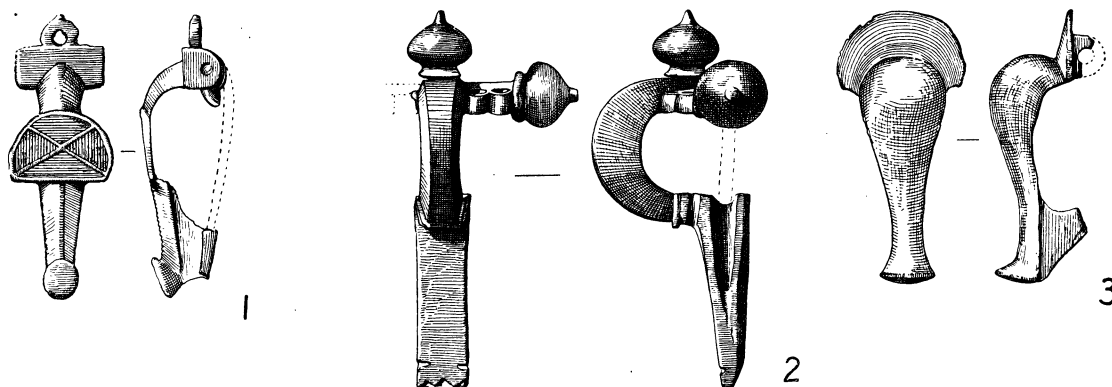


FIG. 81. Brooch types (cont.) (1/2)

14. Type Q. Pin hinged, bow humped, head stud and head loop, bow decorated with lozenges. From I. This is a late development of the head-stud type, as all vestige of the catch has vanished.
15. Type S. 1. Trumpet head, angular central moulding, fantail foot. Cf. *Newstead*, pl. LXXXV, 2. From VI.

Fig. 81

1. Type S. 4. T-shaped head with head loop, semicircular plate in centre of bow with St. Andrew's cross and remains of enamel. From III.
2. Type T. Crossbow type, with heavy terminal knobs. From disturbed levels. Cf. *Lydney*, fig. 13, 26-7. This is a common late-third-early-fourth-century type in southern England and in Germany.
3. Type V. Knee-shaped brooch, with semicircular plate at head. From VI. Cf. *Newstead*, pl. LXXXVII, 30, probably Antonine; *Woodcuts*, pl. x, 7; *Segontium*, fig. 58, 1.

The knee-shaped types of brooch, though found in the south, are more common in the north.

Fig. 82

1. Type AA. 1. Disc brooch, round. From IV. Cf. *Wroxeter 1923-7*, pl. 47, H. 80. Flavian.
2. Type AA. 2. Disc brooch, edge scalloped. From disturbed levels.
3. Similar, edge more spiky, remains of enamel in field. From VI.
4. Similar, tinned. From I.
5. Type BB. Animal brooch, running hare, blue enamel on body. From VII.

6. Type CC. 1. Penannular brooch, terminals coiled. From II, with 1 example from VII.
7. Type CC. 2. Penannular brooch, terminals knobbed. From disturbed levels.
8. Similar brooch. Knobs grooved. From VI.

Other examples from SE. III, II, and 2 from disturbed levels.

9. Type CC. 3. Large penannular brooch with zoomorphic terminals, of the type classified by Kilbride-Jones ('The Evolution of Penannular Brooches with Zoomorphic Terminology in Great Britain and Ireland', *Proc. Royal Irish Academy*, vol. xliii) as Northern Developed Form. The brooch does not seem to fit exactly into any of the groups within this type. It is somewhat

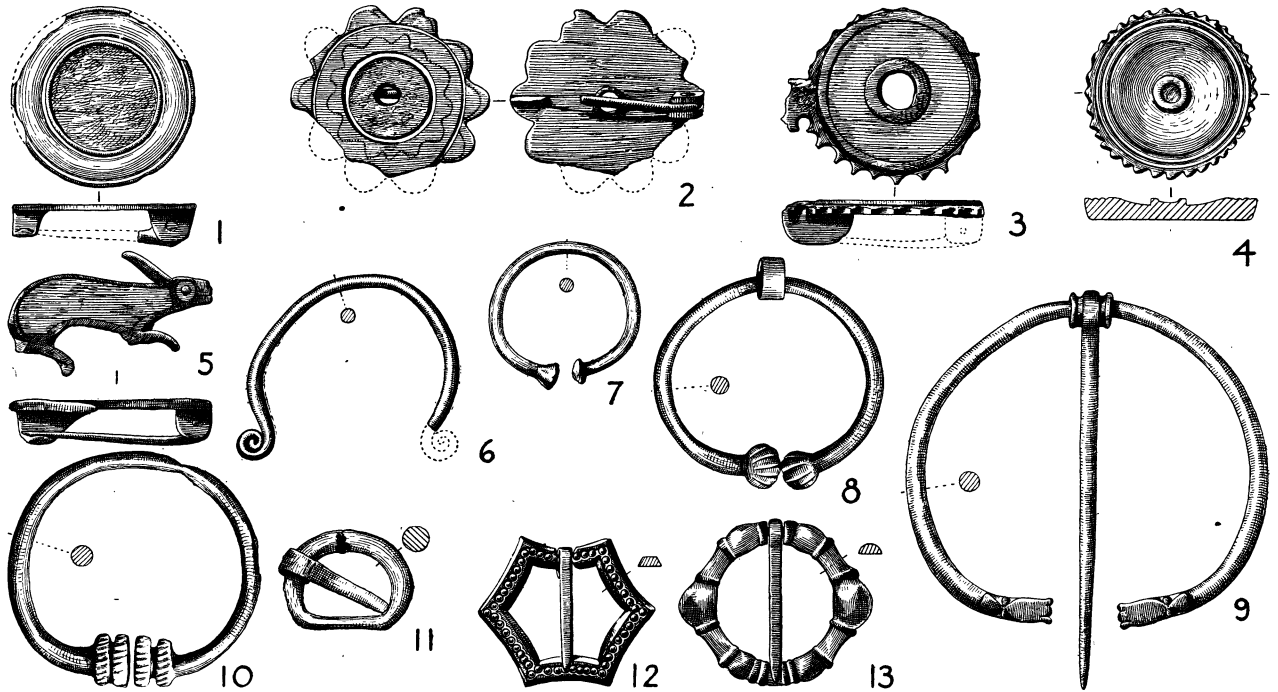


FIG. 82. Brooch types (*cont.*). (1)

smaller than most of them, though larger than the Southern Developed Form. The pin-head is barrel-shaped, which he regards as late, whereas the ears are rounded and not marked off, which should be early. The snout tip is flat and not incised, as late examples are, but the way in which the snout has become detached from the rest of the head suggests a late development which is not paralleled by any published examples. The hoop is not ribbed like the early examples. From disturbed levels.

10. Type CC. 4. Penannular brooch, double-knobbed terminals. From SE. III. Cf. *Newstead*, pl. LXXXVIII, 15; *Appletree Turret*, fig. 38, 5, second half second century.
11. Type DD. 1. Buckle brooch, flat base, curved top. From disturbed levels, with 1 other example.
12. Type DD. 2. Hexagonal buckle brooch. From disturbed levels.
13. Type DD. 3. Circular buckle brooch, decorated with knobs and ribs. From disturbed levels.

Of the group of brooches as a whole, the most noteworthy point is that in the main the affinities are more with southern sites and Wales than those in northern Britain. Of the bow brooches

(excluding the disc and penannular types) nearly half (18–20) are of the types A, B, and F, derived from the Swarling types, which are hardly found in the north. There is a complete absence of the typical second-century northern brooch with trumpet head and central knob or acanthus moulding (Collingwood, type R). Brooches which are consistently late are rare, only the example of the crossbow type (T) being found.

Fig. 83

BRONZE BRACELET TYPES

1. Type A. 1. Strip section, edge with small rectangular corrugations. From disturbed levels, with 1 similar from X. Cf. *Lydney*, fig. 17M, probably fourth century.
2. Type A. 2. Strip section, edge notched. From disturbed levels.
3. Type A. 3. Strip section, edge with rectangular projections, intervals between projections notched. From disturbed levels. Cf. *Verulamium 1934*, fig. 2, 4, late fourth century.
4. Type A. 4. Strip section decorated with dots and circles. From disturbed levels.
Also fragment from X decorated with raised zigzag pattern, cf. *Verulamium Theatre*, fourth-century Orchestra filling, fig. 12, 3. 2 from disturbed levels, 1 decorated with groups of incised lines, and 1 undecorated.
5. Type B. Strip section, thick, decorated with rather rough oblique grooves. From disturbed levels.
6. Type C. Thin strip section, shaped into series of knobs and bars. From disturbed levels.
7. Type D. Bracelet of 2 strands of twisted wire. From disturbed levels. 1 example from II and 5 from disturbed levels. Cf. *Richborough II*, pl. xxii, 60, unstratified; *Woodyates*, pl. CLXXXIII, 10.
8. Type E. Rounded section with snake's-head terminal, decorated with dots and grooves. From VII. For snake's-head terminal, cf. *Verulamium Theatre*, fig. 12, 2, late fourth century.
9. Type F. Large bangle, strip section, with line decoration. From disturbed levels.

BRONZE RING TYPES

A. *With insets*

10. Thin strip section ring, oval centre with paste (?) inset. From VII. Also 1 example each from X and disturbed levels.
11. Ring angular externally, round centre with groove which probably held inset. From disturbed levels.
12. Ring decorated externally with oblique grooves from central line, settings for double inset. From I.

B. *Without insets, decorated*

13. Ring with strip section, decorated externally with transverse ribbing. From VI.
14. Ring with flat section decorated with ribbing on both sides. From disturbed levels.

Plain undecorated rings, round in section, were fairly common, 1 example from VI and 11 from disturbed levels. 2 of a smaller size came from V and disturbed levels. Plain rings of strip

section came from N. I in a large size, 1 each I, X, and disturbed levels in a medium size, and 1 in a small size from disturbed levels.

GOLD RINGS

15. Gold wire ring. From disturbed levels.




FIG. 83. Bracelet and ring types; stone mould (19) (†)

RING INSET

16. Intaglio of carnelian (impression drawn). The workmanship is crude. The left arm of the figure is mixed up with a spray which the original was presumably holding. From disturbed levels.

BRONZE EAR-RING TYPES

17. Type A. Round wire ring, with pointed overlapping ends. From disturbed levels, with 2 other examples.

18. Type B. Small ring of twisted wire, attachment broken. From disturbed levels.

STONE

19. Mould for a small medallion in relief. Helmeted head. Offered for sale in public-house near site. Probably stolen from Forum.

Fig. 84

BRONZE ORNAMENTS

1. Pendant and chain. From V.
2. Pendant. From disturbed levels.
3. Attachment. 2 studs at back. From disturbed levels.
4. Strap attachment. Loop at back. From disturbed levels.
5. Bronze hinge-plate. Remains of iron hinge-pin. From disturbed levels.
6. Bronze ornament. The points and centre of the cross are decorated with incised dots and circles. From disturbed levels.
7. Bronze shell. From X.
8. Cruciform ornament, decorated with concentric circles in centre. From disturbed levels. Cf. *Old Kilpatrick*, pl. xxiv, 9; *Wor Barrow, Handley Down*, pl. 258, 14, with third- and fourth-century coins.
9. Pendant or seal box lid. Traces of blue enamel in field of design with red in the heart. From disturbed levels.
10. Seal box lid, with circular ornament, from centre of which some setting has probably been lost, outer zone decorated with segments of red enamel. From disturbed levels.
11. Small bronze handle, strip section, upper surface decorated with raised oblique plain bands and beads. From disturbed levels.
12. Bronze plate, turned over at one end and sides to fit on to some core. Surface decorated with panel in blue champlevé enamel with interlocking heart-shaped design. From disturbed levels. Exact parallel in shape of plate and decoration from *Wroxeter III*, pl. xvi, 17.
13. Handle of small bronze implement, decorated with rough pattern, possibly a stylized plant. From disturbed levels.
14. Belt plate. Decorated with crouching four-footed winged beast with pock-marked body. Stylized plants in the field. From disturbed levels.
15. Bronze strap-end. (*Report by Mr. T. D. Kendrick.*) This strap-end belongs to the Germanic 'Late Roman' *chip-carving* series of ornaments, and both its form and its ornament can be matched in the continental 'Kerbschnitt' province that stretches from the mouth of the Rhine along the borders of the Empire as far as the bend in the Danube. The Leicester piece may for instance be compared with a strap-mount (Behrens, loc. cit., *infra*, Tf. 31, 5) from Gellep in north Germany that has similar spiraliform decoration in the central field and also crouching animals on the edge (the *Randtiere* of this class of metalwork). Judging by the degree of stylization of the animals on the Leicester mount, this must be a little later in date than the buckles, brooches, and mounts with the more realistic marginal beasts, and it is probably the contemporary of one or two of our equal-armed brooches from Anglo-Saxon sites. The chronology of the whole series, however, is uncertain, and a suggested date *c.* 450 is only an average between extremes of opinion that might put the mount as early as 400 and as late as 500. It is also impossible to say definitely whether the piece is an import from the Continent, but this is likely. See G. Behrens, *Schumacher-Festschrift*, Mainz, 1930, p. 285 f. (containing references to early studies such as those of Plettke and Riegl); also Baldwin Brown, *Arts in Early England*, iv (London, 1915), p. 561 f.; E. T. Leeds, *Archaeologia*, lxxiii (1923), p. 174 f.; Aberg, *Anglo-Saxons in England* (Uppsala, 1926), p. 15 f.; T. D. Kendrick, *Anglo-Saxon Art to A.D. 900* (London, 1938), p. 45 f.


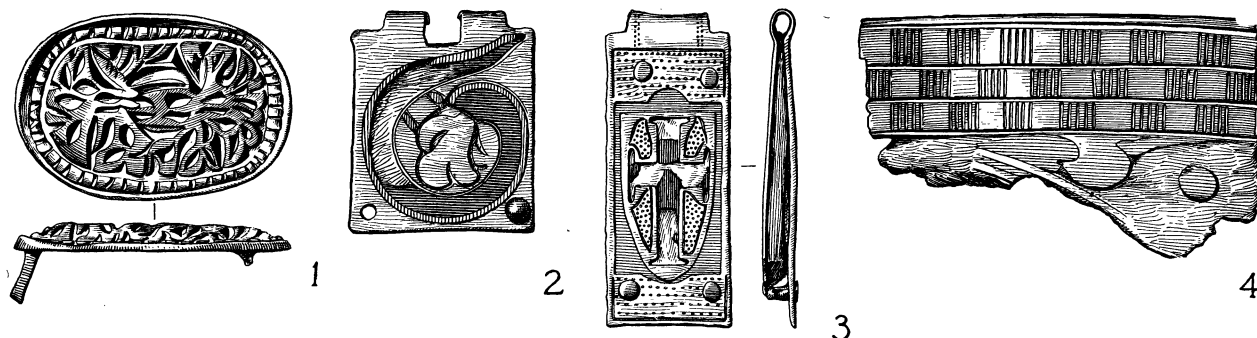


FIG. 84. Bronze ornaments (1)

Fig. 85

MEDIEVAL BRONZE ORNAMENTS

1. Oval mount, possibly Scandinavian, with ornament derived from the Carolingian acanthus. From disturbed levels.
2. Buckle strap-end, with dragonesque ornament in red and blue champlevé enamel. From disturbed levels. Fourteenth century, possibly first half.
3. Copper strap-end for buckle, with heraldic inlay in champlevé enamel. From disturbed levels. Fourteenth or fifteenth century.

FIG. 85. Medieval bronze ornaments ($\frac{1}{4}$)

4. Fragment of bowl or mount, with silver inlay and traces of applied copper. From disturbed levels. Possibly fifteenth century.

I am indebted for reports on the objects in this figure to Mr. T. D. Kendrick and Mr. R. L. S. Bruce Mitford, of the Department of British and Medieval Antiquities of the British Museum.

Fig. 86

BRONZE TOILET AND SURGICAL IMPLEMENTS

Tweezer types

1. Type A. Thin strip metal, arms straight, tips inclined in. From disturbed levels. 1 example from II, 2 from X, and 3 from disturbed levels. Cf. *Woodcuts*, pl. xvi, 18; *Caerleon 1927-9*, fig. 34, 44, A.D. 200-300.
2. Type B. Thin strip metal, arms more curved. From disturbed levels. Cf. *Lydney*, fig. 18, 60, late fourth century; *Woodcuts*, pl. xvi, 13.
3. Type C. Upper part twisted, ends flat and splaying. From disturbed levels, with 1 other example.

Other implements

4. Nail-cleaner, part of a set of toilet implements. Decorated with incised dots and circles. From disturbed levels.
5. Part of châtelaine. Only the case and 1 pointed instrument survive. From disturbed levels. Fragments of other toilet sets came from pre-Forum levels, II, and disturbed levels.
6. Spatula, one end flattened and at slight angle to shaft, butt pointed. Probably used for mixing paints or ointments. From X, also 1 from VII and 1 from disturbed levels. A

rather similar type, with larger, rounded head, came from N. II and IX (1 each) and 2 from disturbed levels.

7. Spatula or scoop, possibly used as an ear-pick, with head at slight angle to shaft, butt pointed, shaft decorated with encircling grooves. From I. Cf. *Caerleon Amphitheatre*, pl. xxxiii, 3 (shaft not grooved).




FIG. 86. Bronze toilet and surgical implements, keys and lock ($\frac{1}{4}$)

8. Small ligula, twisted handle. These small scoops may have been used for getting ointment out of jars. From disturbed levels. Cf. *Caerleon Amphitheatre*, fig. 14, 36, A.D. 90-120.

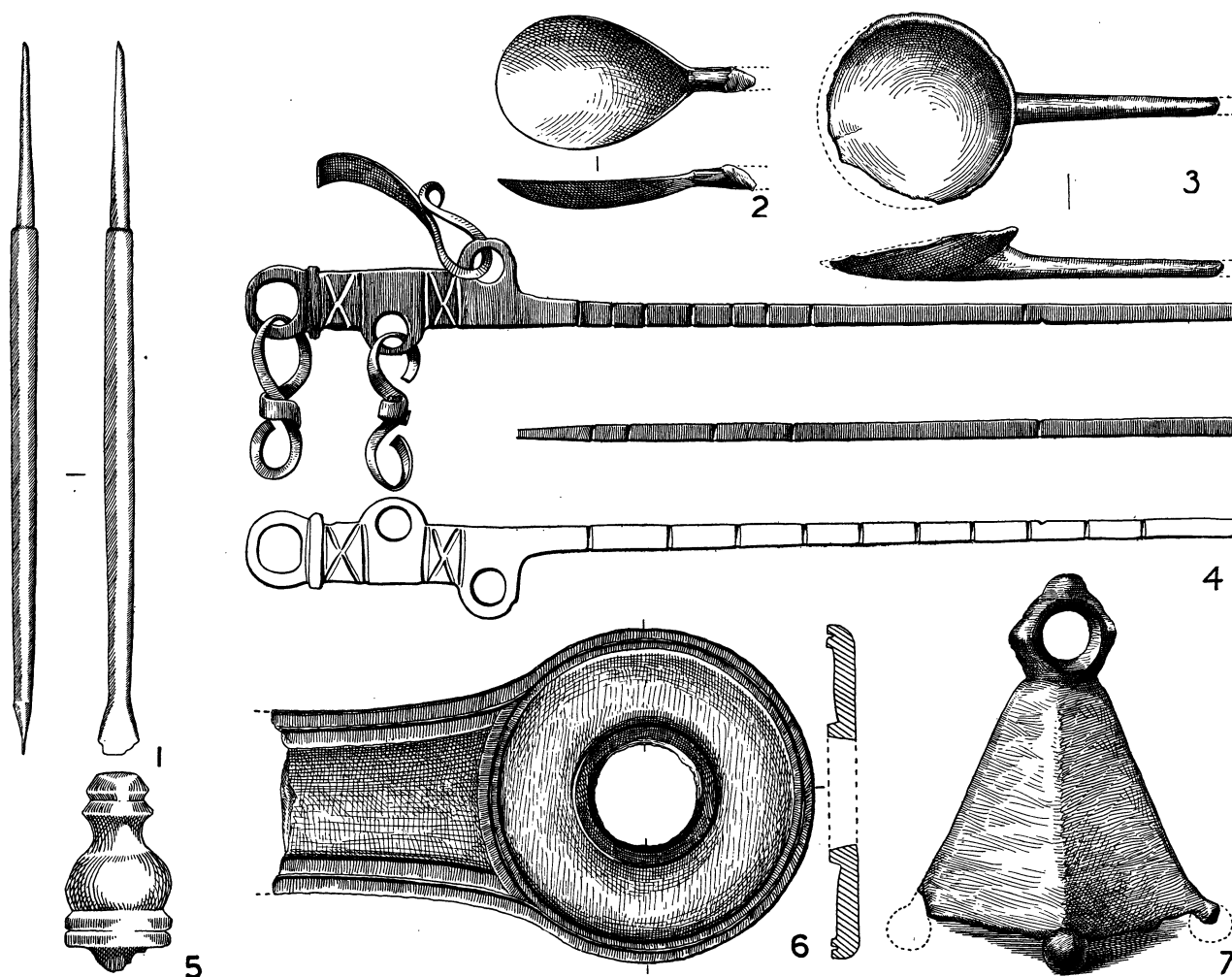
Bronze keys

9. Type A. Slide-key, head parallel to shaft, which is decorated with lines of punctuations, wards projecting upwards. From disturbed levels. Cf. *Newstead*, pl. lxxviii, 13.
10. Type B. Lever-key, head perpendicular to flat shaft, slit wards. From IV.
11. Type C. Lever-key, head parallel to round shaft, slit wards. From disturbed levels. Cf. *London in Roman Times*, pl. xxxi, 4-6.
12. Type D. Ring-key. From disturbed levels.

Lock

13. Bronze lock, of usual type operated by slide key. One of the holes has apparently got a prong of the key broken in it. From Pre-Forum levels. Similar bolts from I, IV, and disturbed levels (1 each).

Fig. 87

FIG. 87. Miscellaneous bronze objects ($\frac{1}{4}$)

MISCELLANEOUS BRONZE OBJECTS

1. Stylus. From disturbed levels.
2. Portion of spoon, bowl egg-shape. From pre-Forum levels.
3. Portion of spoon, bowl circular and off-set from shaft. From II. Cf. *Segontium*, fig. 61, 20, late second century.
4. Steelyard. From disturbed levels. For manner of use, cf. *London in Roman Times*, fig. 23.
5. Knob, with remains of iron shaft, possibly the knob of a linch pin. From I. Cf. *Wroxeter III*, pl. xvii, 22.

6. Handle of patella or saucepan. From V. Cf. *Caerleon 1927-9*, fig. 37, 11, A.D. 75-100; *Hofheim*, pl. xiv, 27, Claudian.
7. Bell, 4-sided. Knobs at 4 angles. Traces of iron at apex suggest clapper was of this material. From SE. III. Cf. *Brecon*, fig. 58, 16; *Richborough III*, pl. x, 18, unstratified.

Fig. 88

BRONZE STUD AND NAIL TYPES

1. Type A. 1. Large flat head. From disturbed levels with 2 other examples and 1 from VII.
2. Type A. 2. Head smaller and shaft longer than last. From disturbed levels.
3. Type B. 1. Small tack with flat head. From IX.
4. Type B. 2. Larger tack, flat head. From II. 2 from disturbed levels.
5. Type C. 1. Small, drawing-pin-like stud, convex head. From X. 2 each from I and II, 1 each III and X, 8 from disturbed levels.
6. Type C. 2. Similar, larger. From X, with 2 from disturbed levels.
7. Type C. 3. Similar, head decorated with indentations. From disturbed levels.
8. Type C. 4. Small, drawing-pin-like stud, flat head. From VI. 1 each from I, III, VI, VII, and X.
9. Type D. 1. Small nail with knob head. From disturbed levels. 1 each from II, V, VII, and IX, and 2 from disturbed levels.
10. Type D. 2. Similar, smaller. From V. 2 each from II and III, 1 each from V and IX, 4 from disturbed levels.
11. Type D. 3. Similar, still smaller. From disturbed levels. 1 each from SE. III, II, VI, and X, 5 from disturbed levels.
12. Type D. 4. Large knob-head of nail. From II.
13. Type E. Tack with flat head and conical shaft. From IX, with 1 other example from disturbed levels.

BRONZE BOSS, KNOB, AND FITTING TYPES

14. Type A. 1. Small boss, rounded raised centre. From X, with 2 other examples from disturbed levels.
15. Type A. 2. Small boss, centre truncated cone, raised ridge round rim. From II. 1 example from SE. IV, 2 from I, 1 from II. Cf. *Caerleon Amphitheatre*, pl. xxxii, 4, Flavian.
16. Type B. 1. Large convex boss. From IX. 1 example each from VI, VII, and IX, 3 disturbed levels.
17. Type B. 2. Similar, small. From disturbed levels with 1 other example. Similar example from VII.
18. Type C. 1. Boss with quatrefoil head, attached by 2 iron studs. From disturbed levels with 3 other examples.
19. Type C. 2. Boss with cinquefoil head. From disturbed levels.
20. Type C. 3. Boss with rectangular head, pierced with 5 holes and grooved leaf-wise. From disturbed levels.
21. Type C. 4. Boss with diamond-shaped head, decorated with raised knobs. From disturbed levels.
22. Type D. Hexagonal boss. From disturbed levels.




FIG. 88. Bronze stud and nail types ($\frac{1}{4}$)

23. Type E. Knob, possibly handle of box or drawer, with conical projection in centre above concave disc. Fixed on iron shaft. From disturbed levels with 2 other examples. Cf. *Amble-side*, fig. 32.
24. Type F. Fitting with cylindrical hole through centre. From I.

Fig. 89

BRONZE PIN TYPES

1. Type A. Head with slight knob and slight collar beneath. From disturbed levels.
2. Type B. 1. Multiple disc head. From disturbed levels. 1 example pre-Forum and VI, 2 each VII and disturbed levels.
3. Type B. 2. Disc and knob head. From I. 1 example V.
4. Type B. 2. Similar type. Stray find after end of excavations.
5. Type B. 3. Similar to B. 2, pointed head. From VII.
6. Type C. 1. Plain round knob head. From IX. Also 2 examples each from I and disturbed levels.
7. Type C. 2. Fine pin, with small knob head. From disturbed level. 1 example from IX and 6 from disturbed levels.
8. Type C. 3. Similar pin, head larger. From disturbed levels, with 6 other examples.
9. Type C. 4. Fine wire pin with knob head.
Sub-types C. 3 and C. 4 are probably not Roman. C. 3 occurs in medieval robber levels, but C. 4 only in upper levels.
10. Type D. Knob head with conical top. From disturbed levels.
11. Type E. Fairly large, flat, disc head. From I.
12. Type F. Head with roughly cut facets. Disturbed levels.
13. Type G. Small pin, with very small cruciform head. From disturbed levels (robber trench) with 1 similar example. This is probably medieval.
14. Type H. Large pin with circular ring head. Disturbed levels. Cf. *Chester 1935*, pl. xix, 8.
15. Type J. Pin with ring head (broken), set forward from shaft. The ring is apparently decorated with beads. From disturbed levels. Cf. *Traprain Law*, fourth century, where ring heads with beads are common, e.g. 1920, fig. 21, 7; *Lydney*, undated, fig. 18, 63-4; *Corbridge*, fig. 34.
16. Type K. Ornamental heads.
Head in form of a cock. The eye is indicated by a hole pierced through, and there is another hole in the centre of the body. Both sides are decorated with slightly sunk holes. Disturbed levels.
There was also a head probably in form of a dolphin, from disturbed levels.

BRONZE NEEDLE TYPES

17. Type A. Head expanded, round eye. From disturbed level.
18. Type B. Large needle split to form eye. Probably a netting-needle. From disturbed levels. 1 example from VII and 4 from disturbed levels. Cf. *London in Roman Times*, pl. XLII, 11 (2-ended).
19. Type C. Expanding, flattened head, long eye. From pre-Forum level. Also 1 example I and 1 from disturbed levels. Cf. *Hofheim*, pl. xvi, 19; *London in Roman Times*, pl. XLII, 4.

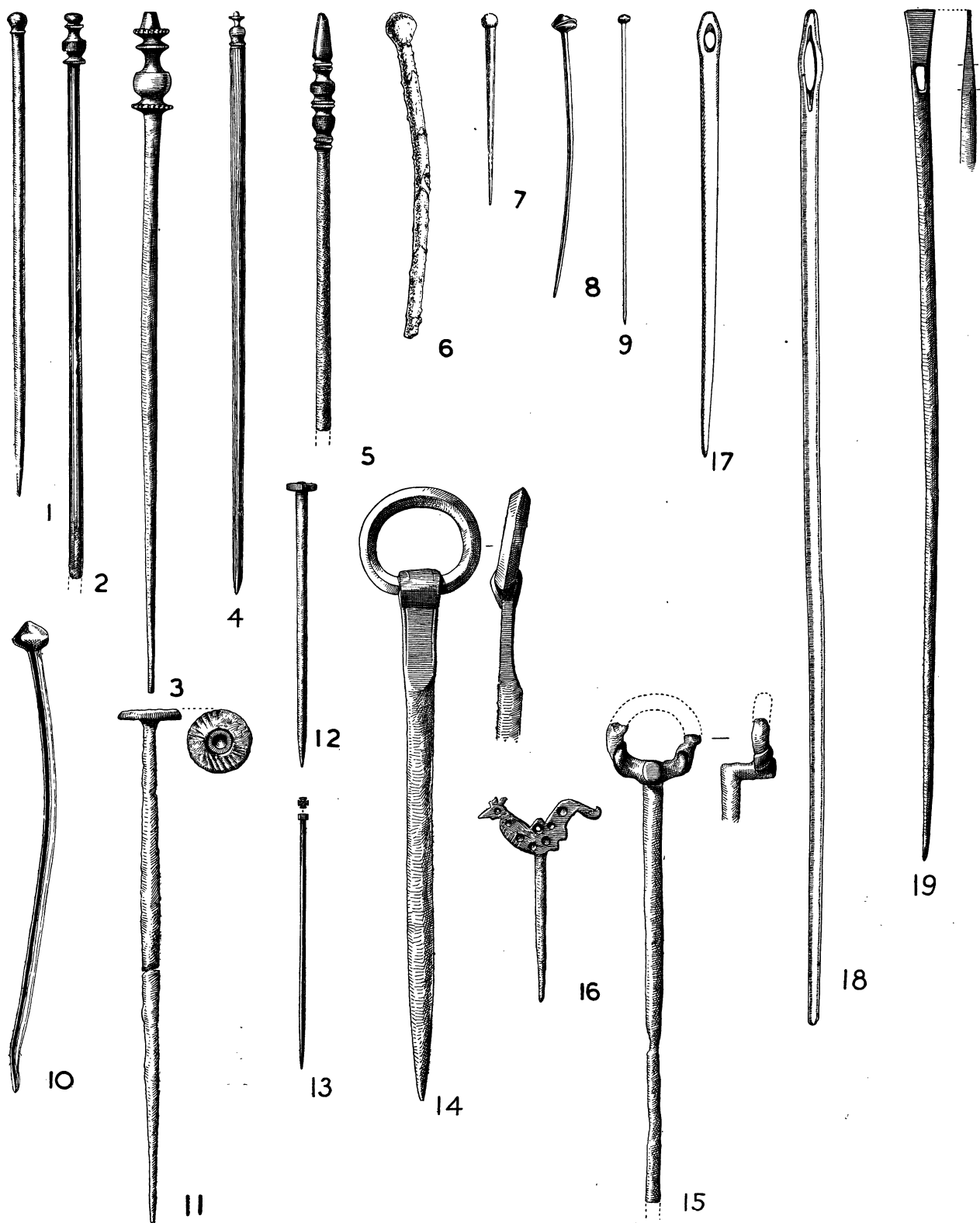


FIG. 89. Bronze pin and needle types ($\frac{1}{4}$)

Fig. 90

BONE PIN TYPES

1. Type A. 1. Head pointed, with two grooves round it. From VI. 6 examples II, 5 III, 3 V, 16 VI, 14 VII, 8 IX, 3 X, 21 disturbed levels. Cf. *Newstead*, pl. xciii, 14-15.
 2. Type A. 2. Similar, 1 groove. From VII. 1 example V, 1 VII, and 2 disturbed levels.
 3. Type A. 3. Similar, with 4 grooves round it. From VII.
 4. Type A. 4. Head pointed, with elaborate rings and knobs. From disturbed levels. 1 example from VII, 1 IX, 2 X, 2 disturbed levels. Cf. *Wroxeter II*, pl. x, 2.
 5. Type A. 5. Head pointed, decorated with grooves and band of trellis-work. From VII. Cf. *Lydney*, pl. xxxii, 180.
Type A is thus much the most common, with A. 1 the most common sub-type. It first appears in II, and there are examples from all the later levels. The significance of its appearance in II may not be purely chronological, as it would be natural for pins to be common in a bath building.
 6. Type B. Shaft tapering from thick top, head bevelled to point, quite plain. From disturbed levels. 1 example each from IV, VI, VII, X, and disturbed levels.
 7. Type C. 1. Shaft swelling in centre, flattened spherical head. From disturbed levels. 1 example from VI and 13 from disturbed levels. Cf. *Lydney*, fig. 18, 69, late third-fourth centuries.
 8. Type C. 2. Similar, head smaller and not flattened. From disturbed levels. 1 example each from V, VI, and VIII, 8 from IX, and 16 from disturbed levels. Cf. *Wroxeter II*, pl. x, 2.
 9. Type D. 1. Straight shaft, polished spherical head with 2 rings beneath it. From disturbed levels.
 10. Type D. 2. Similar, with 1 ring. From disturbed levels.
 11. Type D. 3. Bulbous pointed head, with 1 ring beneath. From disturbed levels, with 1 other example. Cf. *Lydney*, pl. xxxii, 166.
 12. Type E. Shaft tapering downwards, no head. From disturbed levels. 1 example each from VII and VIII, 4 from IX, and 3 from disturbed levels. Cf. *Wroxeter II*, pl. x, 2; *Lydney*, pl. xxxii, 160.
 13. Type F. Shaft swelling in centre, flat disc head. From IX.
- Type G. *Carved Heads*
14. Axe-headed pin. From disturbed levels. Cf. *Verulamium Theatre*, fig. 12, 20, late fourth century.
 15. Flat angular head, edges ornamented with notches. From X.
 16. Flat rounded head, ornamented on both faces with grooved trellis pattern. From disturbed levels.
 17. Flat rectangular head, edges ornamented with notches, hole in centre. Stray find after end of excavations.
- Type H. *Miscellaneous*
18. Small pin, head covered with gold leaf. From disturbed levels. Cf. *Wroxeter I*, fig. 11.

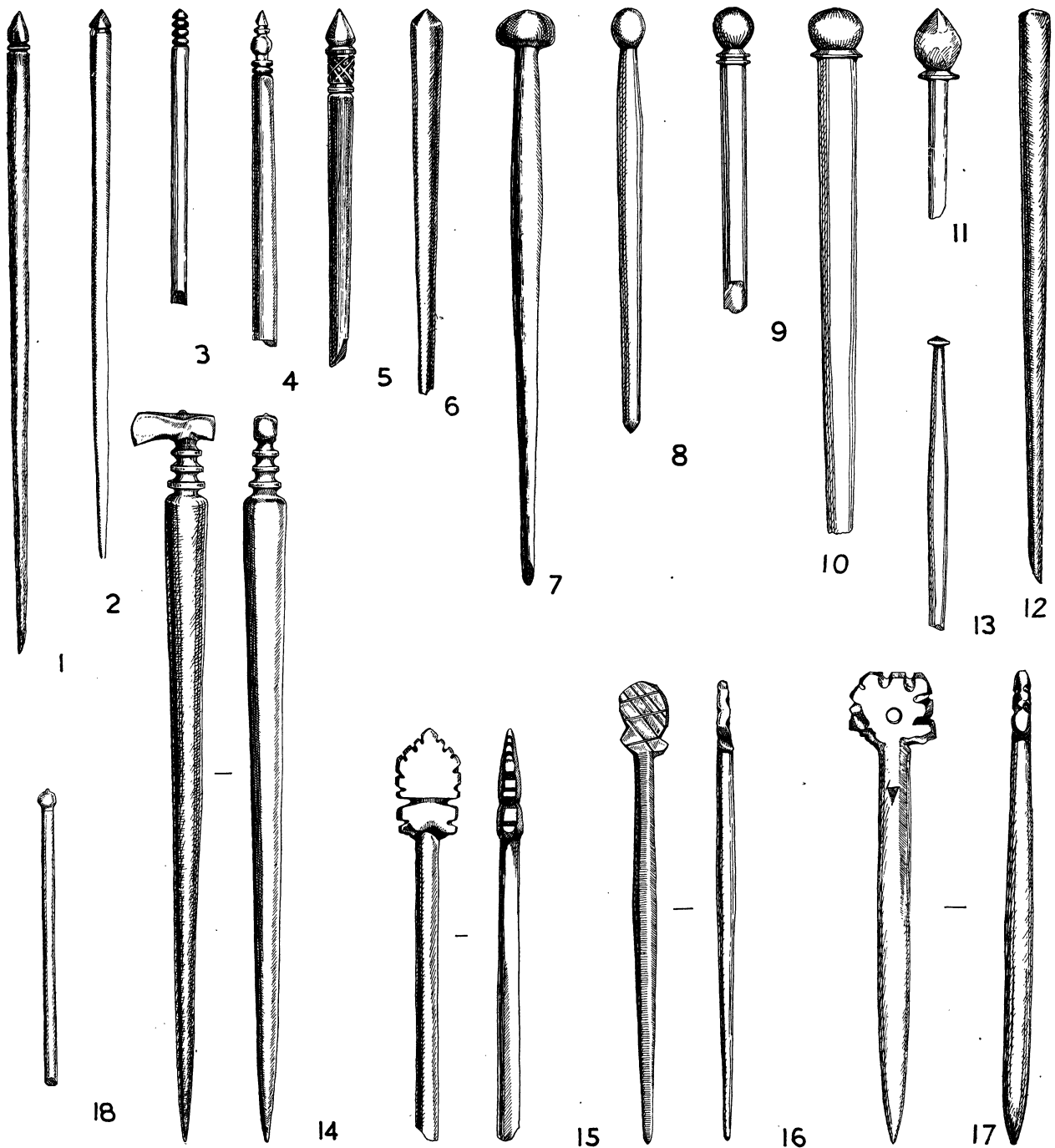


FIG. 90. Bone pin types (1)

Fig. 91

BONE NEEDLE TYPES

1. Type A. 1. Long pointed head, round eye. From X. 1 example each from I and V, 2 each from VII and IX, 1 each from X and disturbed levels.
2. Type A. 2. Pointed head, eye made by 2 intersecting circular holes. The point is rough and may have been resharpened after breaking. From VI. 1 example each from III, VI, and X. Cf. *Wroxeter II*, pl. x, 2.
3. Type A. 3. Long pointed head, triple eye, 2 small circular holes above and 1 below a long slot. From II. Cf. *Caerleon Amphitheatre*, pl. xxxiii, 1, 14, Hadrian–Antonine.
4. Type B. Slightly pointed head, oblong slot eye. From X. Cf. *Caerleon Amphitheatre*, pl. xxxiii, 1, 15, A.D. 100–20; *Lydney*, pl. xxxii, 161.
5. Type C. Slightly pointed head, eye made by 2 intersecting circular holes. From IX.
6. Type D. Square-cut head, similar eye. From VII.
7. Type E. Long square-cut head, tapered to thin edge, oblong slot eye. From disturbed levels. 1 example each from VII and IX, and 3 from disturbed levels. Cf. *Caerleon Amphitheatre*, pl. xxxiii, 1, 16, Flavian; *Richborough II*, pl. xix, 21; *Wroxeter II*, pl. x, 2.
8. Type F. Roughly shaped bone with pierced head. From disturbed levels with 2 other similar ones.

BONE COUNTER TYPES

9. Type A. 1. Plain, with slightly sunk centre. From disturbed levels, with 7 other similar examples. Cf. *Newstead*, pl. xciii, 1; *Brecon*, fig. 63.
10. Type A. 2. Similar, large. From VII. 1 example from VI, 2 each VII and disturbed levels.
11. Type A. 3. Similar, but heavier and thicker. From X.
12. Type A. 4. Similar to A. 1, hole through centre. From X.
All those drawn, and all except 2 of those not drawn, have one or sometimes 2 edges beneath bevelled off, probably by wear (as for tiddly-winks). This is particularly pronounced in A. 3. The majority come from X and disturbed levels, the earliest example being from VI.
13. Type B. 1. Slightly sunk hole in centre, surrounded by circular grooves. From VI. 1 example II, 2 III, 1 VI, 3 VII, 1 IX, and 6 from disturbed levels. Cf. *Newstead*, pl. xciii, 2; *Brecon*, fig. 62; *Chester 1935*, pl. xix, 14.
14. Type B. 2. Similar, hole right through centre. From VII.
15. Type B. 3. Similar. Rings coarser and fewer. From disturbed levels.
This group also (with 1 undrawn exception from II) has bevelled edges beneath, but, except for B. 3, these are less pronounced than in type A.
16. Type C. 1. Plain flat disc, hole through centre. From disturbed levels.
17. Type C. 2. Plain flat disc. From disturbed levels, with 8 other similar examples.
Also plain flat disc, with figure X roughly scratched on it. From disturbed levels.
None of the examples in this group has a bevel beneath. The majority are coarse in finish.
18. Type D. Plano-convex disc, slightly sunk hole in centre. From disturbed levels.
These counters are common on many Roman-British sites and were clearly used for some game. The distribution at Leicester suggests that it increased in popularity in the later periods. None are found prior to II. The worn bevels beneath do not suggest that they were used for a game of the draughts variety but for something more in the nature of tiddly-winks.




FIG. 91. Bone needle and counter types ($\frac{1}{2}$)




FIG. 92. Objects of bone ($\frac{1}{4}$)

Fig. 92

OBJECTS OF BONE

1. Knife handle, decorated with raised ridges. From VI.
2. Bone strip, decorated with incised concentric circles. From disturbed levels.
3. Comb, with large teeth one side, and fine the other. Side pieces are attached to either face of the central zone by iron rivets. The side pieces are decorated with incised dot and circle pattern. From VI. This is a common type on Roman and also Pagan Saxon sites, among which there is a close parallel from *Whitby*, fig. 20. For Roman sites, cf. *Alchester 1928*, pl. xvii, 2; *Richborough III*, pl. xiii, 42 (top soil); *Lydney*, pl. xxxii, 181; *Woodyates*, pl. clxxxii, 2.
A fragment of a similar comb came from disturbed levels.




FIG. 93. Bead types (1)

4. Bone toggle, both ends decorated with incised dot and circle pattern. Stray find after the end of the excavations.
5. Carved bone, possibly pin-head. There are traces of an iron shaft at the base. From disturbed levels.
6. Spoon, bowl projecting above handle. From North Road, beneath last but one surface pre-Forum.
7. Spoon, similar, but bowl projecting slightly less. From disturbed levels.
8. Bone key. From disturbed levels.

Fig. 93

BEAD TYPES

1. Type A. 1. Flat glass circle, pale-blue glass. From disturbed levels. Similar bead from III.
2. Type A. 2. Similar, large, dark-blue glass with yellow streaks. From VI.
3. Type A. 3. Similar, dark-blue variegated glass. From II. Cf. *Newstead*, pl. xci, 23; *Richborough III*, pl. xi, 25, c. A.D. 400.
4. Type B. Cylindrical bead with 2 flat knobs, variegated. From disturbed levels.
5. Type C. Spherical bead, dark-blue glass. From disturbed levels. 1 similar example from SE. IV (small) and IX, and 3 from disturbed levels.

6. Type D. Long thin bead, with series of swellings. From disturbed levels.
- 7 and 8. Type E. 1. 2 melon beads, light-blue paste, both from disturbed levels. 1 similar example from SE. IV, 2 II. 1 each VII and X, 1 disturbed levels. Cf. *Caerhun*, fig. 49, 23, A.D. 80 (with others of same period); *Newstead*, pl. xci, 15; *Brecon*, fig. 63; *Wroxeter 1923-7*, pl. 62B, pre-Flavian; *Caerleon 1939*, fig. 7, 23, A.D. 75-100; *Caerleon 1927-9*, fig. 40, 6, A.D. 75-100.
9. Type E. 2. Melon bead, light-blue glass. From VII. Cf. *Caerleon*, fig. 49, 25, probably Hadrian-Antonine, some fragments probably Trajanic or earlier; *Newstead*, pl. xci, 15 (some from early fort); *Caerleon 1939*, fig. 7, 32, A.D. 75-100; *Caerleon 1927-9*, fig. 40, 1-4, A.D. 75-100.

Fig. 94

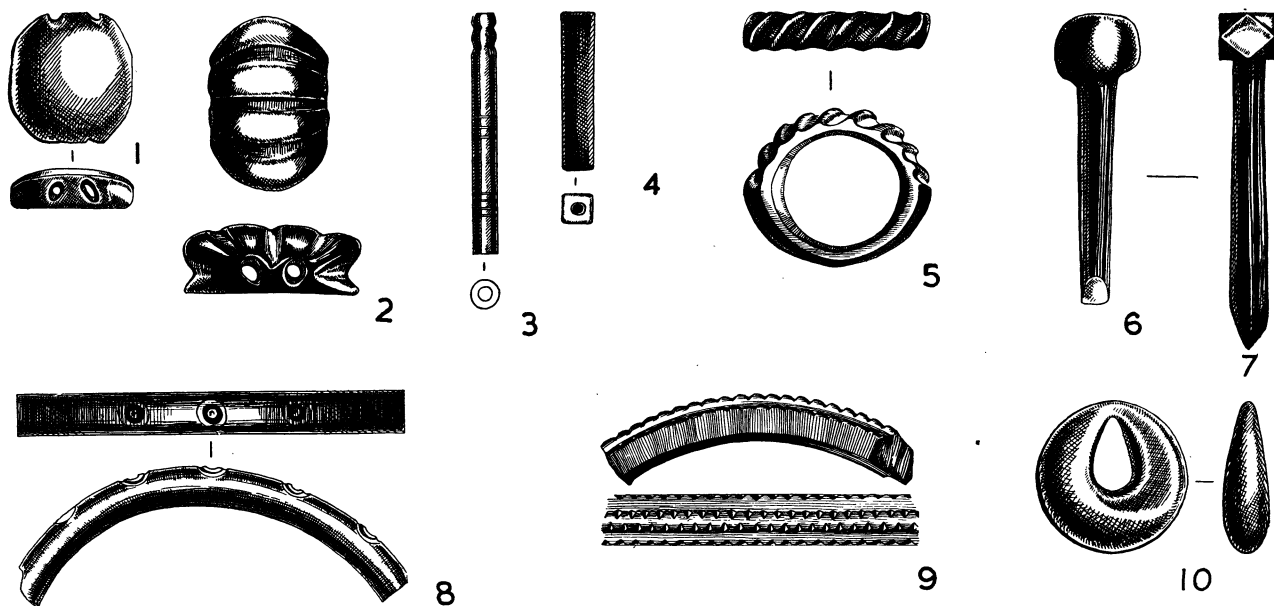


FIG. 94. Objects of jet, shale, and amber (†)

OBJECTS OF JET

Jet Bead Types

1. Type A. 1. Flat and broad, pierced by 2 holes, for bracelet. From disturbed levels, with 1 other example. Cf. *Verulamium*, fig. 47, 68, end third century; *Verulamium Theatre*, fig. 12, 11, late fourth century; *Lydney*, fig. 18, 76, late third to fourth century.
2. Type A. 2. Similar, segmented. From disturbed levels. 1 fragment at York has similar grooved finish, but is larger.
Also flat disc bead, semicircular in outline, scalloped edge, pierced by 2 holes, from disturbed levels.
3. Type B. Long narrow bead, decorated with encircling grooves. From disturbed levels, 1 example X and 2 disturbed levels. Quite a common York type, forming the terminal unit at the clasp.
4. Type C. Long 4-sided bead. From disturbed levels.

Other Jet Objects

5. Ring, ridged obliquely. From IX.
6. Pin, bulbous head. From disturbed levels. Very common at York.
7. Pin, faceted head. Probably trimmed out of a broken stem once longer. From disturbed levels with 1 other similar example. Cf. *Wroxeter II*, pl. x, 2; *Lydney*, fig. 18, 71. Very common indeed at York, where similarly trimmed stems are common.

The jet objects at Leicester thus have a number of parallels with those found at York, which was an important centre of the jet industry. I am indebted to Dr. I. A. Richmond for this information.

SHALE BRACELETS

8. Decorated outside with incised dots and circles. From disturbed levels.
 9. Decorated with raised central rib, and on it and on edges incised wedges. From disturbed levels.
- Plain examples from III and IX, 2 from X, and 1 from disturbed levels.

AMBER

10. Amber ear-ring. Possibly from II, but found in dump.

Fig. 95 and Pl. XXIII c

GOLD RING WITH SARD INTAGLIO (Report by D. E. L. Haynes)

The gold hoop increases in width (and to a small extent in thickness) from back to front; and sides, shoulders, and bezel are formed by faceting on the outside. The back may have been similarly treated in three facets, making the whole hoop an irregular octagon; but it has been bent by wear or damage. The hoop measures about 19 mm. from side to side, and 16 mm. from front to back; and its width varies from 2 mm. at the back to 8 mm. at the bezel. It was made for a small finger, certainly not a man's, possibly a child's; or it may have been intended for the top joint of a finger.¹ The ring weighs 73.9 grains (4.79 grammes), including the gem.

In the bezel, and flush with it, is set a flat oval sard carved with a device in intaglio. This device consists of an amalgam of three heads, two in profile to l. and r. and one full-face. One pair of eyes serves for all three. Their common hair is rendered in small oval blobs which, as the twisted stalk above clearly indicates, are intended to represent the top of a bunch of grapes, the lower part of which is formed by the heads.

Rings with similar devices are known:

- i. British Museum *Cat. of Finger Rings*, no. 450, pl. XIII. Two heads set in a bunch of grapes. Found at Lingfield Mark Camp, Surrey. Nicolo.
- ii. Copenhagen, Thorvaldsen Museum *Cat. of Antique Gems and Cameos*, no. 1271, p. 185. Three heads in bunch of grapes with rabbit above. No provenance. Red jasper.
- iii. *Ibid.*, no. 1272. Five masks in bunch of grapes; two Sileni in upper row, amalgam of three female masks in lower. No provenance. Red jasper.

¹ Daremberg and Saglio, *Dictionnaire des Antiquités*, 1, i, p. 295 f., s.v. 'Anulus'.

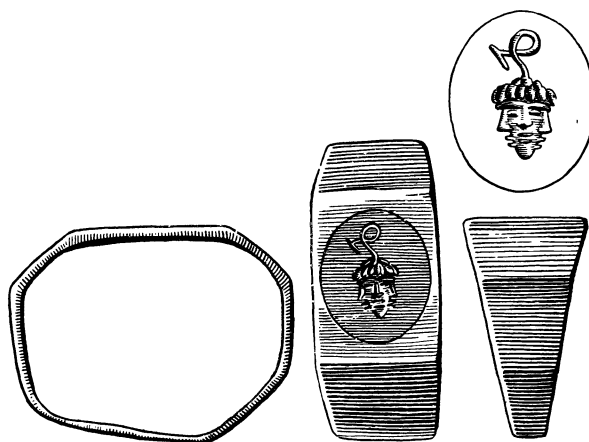


FIG. 95. Gold ring with sard intaglio ($\frac{2}{1}$)

- iv. New York, Metropolitan Museum *Cat. of Gems*, no. 267. Similar to no. iii. No provenance. Red jasper. (Formerly in King Collection: King, *Antique Gems*, p. 328.)

From iii and iv it is clear that the heads are in all four cases intended for Dionysiac masks. Such masks were considered to possess apotropaic qualities¹ and they appear fairly frequently on gems.² Usually they are represented singly or in contrasted pairs or as components of grylloi. Their representation in the present form defines a small but definite class within the same group.

All five examples show a freshness and finish of execution which suggest a date in the first or early second century A.D.




FIG. 96. Three-horned bull in bronze

Fig. 96

THREE-HORNED BULL IN BRONZE

From SE. IV. The bull is of the three-horned Celtic type, called as *Tauros Tregaranus* on reliefs at Trier and Paris. The horns survived to a slightly greater extent before cleaning. This type has been recently studied by Dr. F. Heichelheim (*Pauly-Wissowa, Real-Encyclopädie*, iv a, 2453) and Dr. R. E. M. Wheeler (*Maiden Castle*, pp. 75-6). The distribution of find-spots associates it with the Belgic tribes, and Dr. Heichelheim suggests that these

figures represent a Belgic variation of a widespread bull-god cult associated with water. The level from which it comes at Leicester is one in which Belgic types of pottery and other objects are largely romanized, but it may well be an heirloom.

SPINDLE-WHORLS (pl. xxii b)

1. Type A. 1. Stone, spherical. From disturbed levels, with 1 other similar example.
2. Type A. 2. Stone, spherical, with flat base. From disturbed levels.
3. Type B. Stone, flat, unworked flake of limestone. From disturbed levels. Cf. *Newstead*, pl. LXVIII, 14; *Brecon*, fig. 63.
4. Type C. Potsherd. From disturbed levels, with 2 other similar. Cf. *Newstead*, pl. LXVIII, 8-11.
5. Type D. Bone, cut from head of a long-bone. From X, with 2 others from disturbed levels. Cf. *Newstead*, pl. LXVIII, 12; *Woodcuts*, pl. LIII, 2.
6. Type E. Shale, biconical, ends truncated and flat. From disturbed levels. Cf. *Woodcuts*, pl. XLIX, 5.
7. Type F. Lead, flat. From disturbed levels, with 1 similar from X. Cf. *Brecon*, fig. 62.

STONE BRACELET

8. From II.

¹ Roscher, *Myth. Lex.* iv, s.v. 'Satyros', 494 (Kuhnert); Wrede, *AM.* liii, 1928, 66 ff.

² *PW.* xiv², s.v. 'Maske', 2113 (Bieber).

MISCELLANEOUS FINDS

HONE-STONES (pl. XXII c) (Report by Dr. K. C. Dunham of the Geological Survey and Museum.)

1. From IV. A *sandy mudstone*, greyish-brown, definitely banded or bedded. Some layers are composed of quartzo-micaceous material of grain-size wholly less than 0.01 mm., others contain angular quartz grains and micas over 0.01 mm., enclosed in a matrix of finer-grained material.
2. From second floor of West Block, probably contemporary with V. A grey fine-grained *sandy limestone*, composed of calcite enclosing shell fragments and angular or sub-angular quartz and quartzite grains (average diameter 0.1 mm.). Chamosite pellets are scattered through the rock, and some white mica is present.
3. From VI. A *sandy limestone* composed of calcite plates of 0.5–2.0 mm. diameter enclosing angular and subangular quartz grains of average diameter 0.1 mm. Some quartzite and feldspar grains are present. Organic debris includes fragments of brachiopods. The quartz-content of the rock is of the order of 15 per cent.
4. From VI. A *silty sandstone*, brownish-grey, with the bedding running parallel to the length of the hone. Composed of angular quartz, orthoclase and oligoclase grains, averaging 0.1 mm., and shreds of white mica, with fine-grained sericitic and chloritic material between the grains.
5. From VII. A *sandy shell-fragment limestone*, greyish-brown, the bedding running parallel to the length of the hone. Made up of brachiopod shells preserved in calcite, lying along the bedding of the rock, and echinoderm debris, cemented by calcite. Angular quartz grains averaging 0.2 mm. are abundant. Chamosite, partly oxidized, is present and the rock is stained with limonite.
6. From robber trench. A *phyllitic mudstone* composed of tiny sericitic micas lying parallel or subparallel, with abundant grains of an opaque mineral, averaging 0.01 mm.
7. Unstratified. A *sandy siltstone*, blue-grey, very fine-grained, composed of subangular grains of quartz, averaging 0.02 mm. diameter, muscovite, green pleochroic chlorite of low birefringence, and (?) magnetite in a groundmass of sericitic mudstone.

Drawings of 2 further hone-stones, together with Dr. Dunham's report, are included in the Medieval section (see p. 230).

Notes

The collection contains 3 sandy limestones (2, 3, and 5) of similar or related type. These rocks may be identified with reasonable certainty as Jurassic Limestones, and the presence of chamosite points to the Liassic Marlstone, which outcrops east of Leicester on 1-in. sheet 156, as the probable source of the hones. The Marlstone is a sandy chamositic limestone, e.g., in the neighbourhood of Pickwell (E. 21170).

The phyllitic mudstone (6) resembles a rock worked in comparatively recent times for hone-stones at Whittle Hill, Charley Forest, Charnwood (Leicester) (E. 18960). Though not identical, the 2 specimens might well belong to the same formation.

The unmetamorphosed siltstones (4, 7) are probably not local. The Lower Palaeozoic rocks of the Welsh border and Wales are possible sources; the nearest match in our collection is a silty mudstone (ECON 5861; ENQ 353) formerly worked for hones near Conway, Denbighshire.

The silty sandstone (IV) and the 2 metamorphic granulites (see p. 230) are also probably

non-local rocks, but I am at the moment unable to match either. The granulites may resemble some of the medieval schist-hones noted by H. F. Poole and G. C. Dunning (*Proc. Isle of Wight Nat. Hist. and Archaeological Soc.*, ii, 1938, pp. 683-95), and I suggest that they should be compared with these if possible.

BRONZE BUCKLE AND TERRET-RING TYPES (pl. XXIII a)

1. Buckle with double circle, central iron tongue. From disturbed levels, with 2 other examples.
 2. Buckle or terret ring, curved with flat base, surface of curve rounded and grooved. From disturbed levels, with 2 other similar examples.
 3. 4-sided buckle. From disturbed levels with 2 other examples.
 4. Buckle or terret ring, double curve and straight base. From disturbed levels.
 5. Attachment with double eyes on central shaft. From disturbed levels.
 6. Small rounded buckle, and strap-end. Traces of iron tongue. From disturbed levels, with 2 other examples. Cf. *Richborough II*, pl. xxv, unstratified. *Wroxeter III*, pl. XXI, fig. 2, 4.
- Pl. XXIII b. Head from side of Castor-ware jug.* Thick white ware, decorated with brown paint. From disturbed levels.

Pl. XXIII d. Miscellaneous iron objects

- 1 and 2. 2 iron wedges, from one of the Forum walls. Presumably relic of medieval robbers.
3. Small knife blade. From disturbed levels. Cf. *Richborough II*, pl. xxiv, 74.

Pl. XXIII e. Iron arrow-head

Pl. XX1 b. Glazed medieval tile. (Notes by Mr. Reginald W. Cooper, A.R.I.B.A., and the late Duke of Rutland, F.S.A.)

This pattern is found at several places between York and Worcester. The wooden stamp for making this tile is supposed to have been made for Beauvale Charter House, near Nottingham, which was a Carthusian establishment, and is *on a bend, three hedgehogs*.

The arms were those of Paschall of Eastwood, who was a benefactor of Beauvale. Hundreds of the same tile were found at Beauvale while the place was being excavated in 1908. They are supposed to have been made in Nottingham by Hugh Le Tyler, who witnessed a lease dated 11 November 1377.

The tiles have also been found at Burton Lazar, Leicestershire. There is an illustration in the Thoroton Society's *Transactions*, xii (1909).

Pl. XXIV a and b. Architectural fragments. (Report by Dr. I. A. Richmond, F.S.A.)

1. From disturbed levels. Fragment apparently from a string-course, probably modelled upon a cornice. It is a small-scale piece, such as might have come from ornamental panelling on a wall or in a niche or the like.
2. From disturbed levels. Part of a base mould, probably from a composite order, though the moulds are as reminiscent of Ionic as anything.

Both fragments are debased, but not more so than most provincial architectural fragments of the kind. It is impossible to say what kind of structure they adorned, but their small scale suggests minor background work on walls or in niches.

These were the only two architectural fragments found on the site.

Pl. XXV c. Slate roof tile. From SE. angle, level X.

Pl. XXIV c. Tile with child's footprints. Tile from the Jewry Wall, removed during repairs by the Office of Works. The tile also shows the paw-marks of a dog going in the opposite direction to the child.

RELIEF-PATTERNED FLUE-TILES FROM THE FORUM SITE

By A. W. G. LOWTHER, F.S.A.

RUBBINGS and photographs of the pieces of flue-tiles with relief-patterns on them (in place of the more usual 'combed' type) found in the excavations were submitted to the writer¹ and have enabled the production of the present report.

These pieces of tile are seven in number, but four other pieces previously found in the same vicinity are from tiles bearing the same patterns and are included in this description.



7

FIG. 97. Relief-patterned flue-tile type 7

The Leicester tiles represent four different designs, all of them formed by the use of cylindrical, roller-shaped dies, applied to the tiles when they were moulded, prior to being fired in a kiln. These four dies, of which three were employed at Roman sites in other parts of England, have been allotted the following numbers—7, 9, 13, and 30—in the writer's schedule of Roman relief-patterned tiles found in England.²

No. 7. *Recut 'Wolf and Stag' design* (fig. 97 and pl. xxv b)

This design consists of the figures of a wolf³ and stag, facing one another, the background being filled with an arrangement of triangular shapes which were added later to the die. In its original form (Die no. 6) this die had a plain background to the animals, with merely the letters G. I. S. at the top and I. V. F. E. (upside down) at the bottom. When the additional features were cut, most of the lettering appears to have been obliterated.

Die no. 6 was impressed on tiles which have been found at four sites, viz.:

1. *Chelmsford, Essex* (? Bath Building).⁴

¹ By Mr. F. Cottrill, M.A., of Leicester Museum, where these tiles have been deposited.

² To be published (*J.R.S.*, forthcoming vol.). More than forty different dies are known at present.

³ The writer is, in view of the very similar animals depicted on wall frescoes at Pompeii and representing

hunting-dogs, inclined to the opinion that this animal is, in reality, a dog and not a wolf as here stated.

⁴ *Essex Arch. Soc. Trans.* i (1885), p. 60. Description. Fragmentary building shown on the plan resembles that of the Flavian Bath Building found at the Ashted Common site.

2. *Ashtead*, Surrey (villa and brickworks on Ashtead Common).¹
3. *Ashtead*, Surrey (remains of a Roman building near parish church).²
4. *London* (during building of Midland Bank, Poultry).³

At no. 2 of the above, some of these tiles had been employed in structures of Flavian date.

Die no. 7 (the recut die) was impressed on a tile (incomplete) found in the debris of a Bath Building of *c.* A.D. 320, at 'Chatley Farm', Cobham, Surrey.⁴ However, the late date of this building clearly has no bearing on the date of this tile, since it was clear that tiles gathered from earlier structures had been brought together and used for this building. Flue-tiles bearing eight different patterns, some of them known to be of late-first-century date, were found in the hypocaust debris of this one small building. (Apart from London, where some twenty different patterns have been found, this is the greatest number of different designs found at any of the forty sites known to the writer at which relief-patterned tiles have been found.)

The small piece bearing part of this same pattern, found on the Forum site at Leicester, measures 4 in. \times 1½ in. and shows the lower part of the forelegs of the stag, the letter E, and several of the added triangles (one of which obliterates all but a small part of the letter F of the original die).

It is from a flue-tile which originally had a large opening cut (during manufacture) in the broad (patterned) face of the tile, showing that, as with some found *in situ* at Ashtead,⁵ it was for use below floor-level.⁶

[A drawing of a complete tile, showing the entire pattern (no. 7) and apparently found in Leicester during the last century, was seen by the writer (in a publication of that date) when in Leicester in 1941, but he regrets that he is no longer able to locate this reference.]



9

FIG. 98. Relief-patterned flue-tile type 9

No. 9 (fig. 98 and pl. xxv a). Pattern, of the writer's *Florid Group*, consisting of alternate rosettes and diamonds; with tendrils, chevrons, triangles, pellets, &c., filling the whole of the background.

Four fragments of tiles stamped with this design were found at the Leicester Forum site.

Identical tiles have been found at three other places, viz.:

1. *London*. (a) Baltic House site (1903). Now in Guildhall Museum. Unpublished.
(b) Various (unspecified) sites (*c.* 1850). Roach Smith Collection in the British Museum.
2. 'Chatley Farm', *Cobham*, Surrey. Several pieces found.⁴
3. *Richborough*, Kent. One piece in Richborough Museum. Unpublished.

¹ *Surrey Arch. Coll.* xxxvii and xxxviii.

² *Ibid.* xlii, p. 83.

³ Unpublished. Recovered, during building operations at this site, by the late Q. Waddington, Esq., F.S.A., and given to the writer.

⁴ Excavated, 1943, by S. S. Frere, Esq., F.S.A. Publication forthcoming. Plan and note in *J.R.S.* xxxv, p. 88.

⁵ *Surrey Arch. Coll.* xxxvii, pl. III.

⁶ The fact that, with this make of tile, a large part of the pattern was cut away in forming the front aperture provides an additional argument in support of the contention that the pattern had no decorative intention but served as a form of 'trademark', to identify tiles made by an individual craftsman. At the same time, it produced the necessary uneven surface to which the mortar would adhere, or 'key on', as with the more usual 'combed' makes.


No. 13 (fig. 99 and pl. xxv *b* and *d*). Pattern, of the writer's 'Diamond and Lattice Group', consisting of four continuous diamond shapes, with the letters I, V, $\text{\textcircled{J}}$, and a triangular stop, worked into the design in the centres of the diamonds.

Of the four Leicester fragments bearing this pattern (none complete), one¹ has had the pattern rolled out, in the form of the letter X, so that the design overlaps, providing additional evidence of carelessness of application.²



13

FIG. 99. Relief-patterned flue-tile type 13



30

FIG. 100. Relief-patterned flue-tile type 30

Tiles stamped with the same die have been found at three other places, viz.:

1. London. Various sites (1850 and 1937). Now in the Guildhall and British Museums.
2. 'Chatley Farm', Cobham, Surrey (1943).³
3. Beckley, Oxon.⁴

No. 30 (fig. 100 and pl. xxv *b* and *d*). Elaborate 'double-unit' pattern, the left, and narrower, half being composed of continuous diamonds; the right half formed, as a linear pattern, of chevrons and vertical lines, with a sub-divided square central motif. The latter, possibly fortuitously, but the illusion is helped by a thick central line, resembles a doorway with window openings on either side, set in the gable-end of a building, and with an arched opening over the

¹ Probably part of a 'double' flue-tile, originally measuring about 12 × 12 in. on the broad face.

² See note 6 on previous page.

³ See note 4 on previous page.

⁴ Roman villa site. Tiles in Ashmolean Museum. Ox. *Arch. & Hist. Soc. Proc.* i, p. 186 (fig.).

doorway. It is possible that this representation is intentional and not merely a piece of meaningless pattern.

No other examples from this die are known to the writer, and it appears to have been used only at this one site.

Distribution and Date

As regards distribution, it will be seen that three of the four dies used at Leicester were also used for tiles found at Cobham, Surrey, in a fourth-century bath-building at 'Chatley Farm' (nos. 7, 9, and 13), while two of these (nos. 9 and 13) have also been found in London at several sites. In addition, no. 13 has been found at Beckley in Oxfordshire.

The evidence of the whole group of these relief-pattern dies suggests that London was the main centre of production, but that, for work at distant sites, the craftsmen migrated to these areas, taking with them their dies for use at the local brickworks to which they were attached as long as their services were required in that particular district.

As regards date, the second-century date which Miss Kenyon informs me can be assigned to the Public Baths underlying the Forum (and in which building these flue-tiles appear to have been employed) appears likely to be the date to be ascribed to all four dies. Die no. 7, however, before it was recut (i.e. no. 6), is known to have been in use in the latter part of the first century. Its long use may be accounted for by the fact that, unlike most of this series, the die was clearly not made of wood,¹ nor, either, were the other three dies of the Leicester group, so that it is possible that all four were in use for a similarly long period.

¹ Probably of a soft, fine-grain stone, as no sign of wood-grain appears on the tiles, nor does the fine and accurate cutting of the design suggest that wood was employed.

COINS

Report by B. W. PEARCE, M.A., F.S.A.

These coins were being identified, &c., by Mr. J. S. Kirkman at the outbreak of the war and the task of completing the survey was then handed over to me. This list is, therefore, an amalgamation of our several efforts.

The most interesting coins were fully discussed by him in *Num. Chron.* 1940, Part I, pp. 24 ff., where there is an illustration of the most interesting of all, the PACAT ORBIS of Carausius of which most numismatists have already heard. Mr. Kirkman's descriptions have been freely used in compiling this list.

The finding of a number of British, &c., coins suggests an occupation of the site before the invasion of A.D. 43. On the other hand, the small number of the Theodosian coins points to a practical abandonment in the very late fourth or early fifth century or the use of local currency instead of the usual VICTORIA AUGGG and SALVS REIPVBLICAE coins of Theodosius and his family. The type used may have been a small and barbarous copy of the Constantian FEL. TEMP. REPARATIO, legionary spearing fallen horseman, a large number of which have been found on many sites, whether the Theodosian coins are plentiful there or not.

The percentage does not call for detailed criticism. The coins are referred to Mattingly and Sydenham's *Roman Imperial Coinage* (M. & S.) and Cohen's *Médailles Impériales* (Coh.).

BRITISH, ETC.

Gallic. AR

I

Gallo-Roman. temp. Augustus

I

British

Epillus. Evans, pl. XIII, 6

(*Report by Mr. D. Allen.*) Mid-first century. Gold-plated bronze, forgery of a gold stater of the tribe of the Brigantes. Does not agree precisely with any known original. Obverse reads VO/LI/SI/OS in two lines, divided by the remnant of a laurel wreath. This type occurs on a number of coins which read on the other side D V M N O V E L A V N O S or D V M N O C O V E R O S. This present example has a blundered legend D V M M M N O V E. Apparently the engraver started D V M in the wrong place, put N O V E in the right place, and filled in the gap with a wavy line. The obverse die may be the same as that of a genuine coin in the British Museum. The genuine coin with which this example should be compared is Evans, pl. XXIII, 13 or XVII, 2. This group of coins was struck probably towards the middle of the first century somewhere in Yorkshire. They continued in use well into the Roman period, and are found in hoards associated with coins of Vespasian (*Num. Chron.* 1897, p. 297).

Uncertain.

Silver. Brigantes; cf. Derek Allen. *Archaeologia*, vol. xciv; *Belgic Dynasties of Britain and their Coins*, pl. IV, no. 38

ROMAN

<i>Republican.</i> C. N. Lentulus, c. 86 B.C., Grüber 2440		I
<i>Imperial</i>		
Tiberius (A.D. 14–37)	M. & S. 12/13	I
Claudius I (41–54)	M. & S. 66 (3), 68 (2)	5
Nero (54–68)	M. & S. 253, 304 (2), 329 (8), 364, type SECVRITAS	13
Vespasian (69–79)	M. & S. 50, 90, 131, 473 but <i>obv.</i> IMP. CAES. VESPASIANVS AVG. COS. III, 475, 497 (no globe), 500 (2), 527 but <i>obv.</i> IMP. CAESAR VESPASIAN. AVG. COS. IIII, 740, 746, 752, 775b, 798, indet. (6)	20
Titus (79–81)	M. & S. 97/8	I
Domitian (81–96)	M. & S. 247, 262, 325 (2), 333, 335, 349, 350, 353a (2), 354, 356	12
Nerva (96–8)	Type of FORTVNA. Indet.	2
Trajan (98–117)	M. & S. 2 (<i>rev.</i> no altar), 32, 38, 116, 252, 331, 392, 417, 486, 492, 543, 545, 560 (2), 629, 653, 672, indet. (11)	28
Hadrian (117–38)	M. & S. 80, 81, 256, 610, 636, 647, 673, 760, 779, indet. (5)	14
Antoninus Pius (138–61)	M. & S. 908, 932, 934 (5). Types SALVS, MARS. Indet.	10
Faustina I (died 141)	M. & S. (A.P.) 358, 384, 1090, 1102, 1154	5
Marcus Aurelius (161–80)	M. & S. 929, 1232, indet.	3
Faustina II (died 175)	M. & S. (M.A.) 517, 1395, 1620, 1643, 1713, indet. (3)	8
Commodus (180–92)	M. & S. 1500	I
Septimius Severus (193–211)	M. & S. 87, 99 or 112, cf. 140, 167, 288, 364 ff. (plated)	6
Caracalla (212–17)	M. & S. 83	I
Elegabalus (218–22)	M. & S. 108	I
Julia Paula	M. & S. (Eleg.) 211	I
Alexander Severus (222–35)	M. & S. 2, 32, 64, 70 but no female figure, 250	5
Julia Mamaea	M. & S. (Se. Sev.) 360	I
Philip I (244–9)	Coh. 205 but <i>obv.</i> IMP. M. IVL. PHILLIPUS AVG.	I
Gallienus (253–68)	M. & S. (sole reign) 153, 157, 163, 179, 181, 182 (2), 207, 233, 244 (2), 249, 282, 287 (M.M. <u>1E</u>) 330, 471, 480, 508 (A), 572, 574; types of MART. PAC., NEP. C.A., ORIENS, LIBERALITAS, JUP., indet. (3)	28
Salonina	M. & S. (Gall. S.R.) 8 but with Venus holding uncertain object, 11, 29	3
Postumus (259–68)	M. & S. 135 but <i>obv.</i> IMP. C. POSTVMVS P.F. AVG, 179, 311, 376	4
Victorinus (268–70)	M. & S. 42 (2), 46, 51, 57, 61, 64, 67 (2), 78 (2), 112, 114 (2), <i>obv.</i>]INVC S[., <i>rev.</i> SALVS. S. st. r. with branch and cornucopiae. Type of PAX. indet. (2)	18
Claudius II (268–70)	M. & S. 10/11, 14/15, 18/19, 31, 33 (2), 34, 36, 38 (M.M. <u>1E</u>), 46, 54, 56 but rudder instead of anchor, 61, 61/3, 66, 66/7, 98 but cornucopiae instead of sceptre, 149, 157, 168, 181 (3), 256, 261 (2), 266 (3), 261/6 (6). Type of FORTVNA (2), GEN. EX., PIETAS (barb.). <i>Rev.</i> GENI[G.	

COINS

281

st. l., with snake, SALVS type). Type GENIUS AUG, perhaps a new type of consecration coin. Indet. (5)

Quintillus (270)	M. & S. 59	46
Tetricus I (270-3)	M. & S. 56 (3), 68, 75, 79, 79/81, 85/6, 86/7, 100 (3), 101 (3), 106, 126/7, 128, 135 (2), 136, 145, 148 (2), 266 with bearded head. Types of COMES, HILARITAS, INVICTVS PAX (7), SPES (3) indet. (6)	44
Tetricus II	M. & S. 224/5, 248, 254, 260, 261, 270 (5), 272 (2), 272/4. Types of FIDES, PAX, SPES (5), one head r. and indet. (3)	23
Tetricus I-II	A rouleau of coins, one PIETAS.	7
Victorinus or Tetricus.	Types of FORTVNA, LAETITIA, LIBERITAS, MARS, PAX (6), SALVS, SPES, VICTORIA. Indet. (3)	16
Tacitus (275-6)	M. & S. 33	1
Probus (276-82)	M. & S. 84, 129, 186, 220, 221, 490, indet.	7
Carausius (287-93)	<i>Obv.</i> VIRTVS CARAVSI AVG. Bust l., helm. with crest and rad. crown, shield ornamented with studs, and eagle sceptre. <i>Rev.</i> P [AC] AT ORBIS. Emp. helm., cuir. l., in l. hand trans. sceptre, in r. a globe; on both sides two small figures, one kneeling, one standing with raised hands. In ex. OXXVC. Cnf. Probus M. & S. 136. <i>Obv.</i> IMP. C[Head r. rad. <i>Rev.</i>]LVS AV[G ? FORTVNA st. l. with cornucopiae and rudder. Not in M. & S. Badly struck but bust and lettering bold. Irregular. <i>Obv.</i> IMP. CARAVSIVS. P.F. AVG. Bust r. rad. dr., cuirassed. <i>Rev.</i> Traces of letters, fig. st. l. with spear. Type? SAEC. FEL. <i>Obv.</i>]S AV. <i>Rev.</i>]L[Fig. st. l. holding? caduceus and cornucopiae. Possibly FELICITAS. Irregular. Irregular, Lion r. M. & S. 68/9. In ex. — ·A	
	M. & S. 101 (5), 118, 306, 308, 415, 823, 880, 898, 982, 988, 1021. Type of PAX (2)	22
Allectus (293-7)	M. & S. 35. M.M. $\frac{S C}{ML}$ not in M. & S., M. & S. 28, 34, ?75	4
Diocletian (284-305)	M. & S. 47, Coh. 101 (Siscia)	2
Maximian Herc. (286-305)	Not in M. & S. but <i>rev.</i> as for Diocletian M. & S. 27; issued by Carausius. Coh. 171	2
Constantius Chlorus (305-6)	Coh. 56 (2) Mints, Tic. and Tr.	2
Licinius I (307-23)	Coh. 49 (3), Mints, Lon., Tr. (2); 53 (Tr.)	4
Constantine I (307-37)	Coh. 20, 21, 245 (2), 250, 251 (4), 254 (2), 255, 256 (8), 330 (6), 330 but <i>obv.</i> pearl diadem, 343, 454 (4), 487, 525 (2), 530, 536, 546, 548, 636, 645, 760 (2). Type BEAT. TRAN., VICT. L. P.P. (3), indet.	48
	Constantinopolis including 5 barbarous	18
	Urbs Roma including 3 barbarous	20
	Pop. Romanus	1
Helena (d. 328)	Coh. 4	3
Theodora	Coh. 3/4	2
Crispus (d. 326)	Coh. 22, 29, 41, 169, 326, type VIRTVS, VICT. L. P.P.	7

Constantine II (337-40)	Coh. 12, 23, 38, 113/114 (4), 122/4 (8), 259, types BEAT. TRAN., GL. EX. 1st. as Emperor	18
Constantius II (337-61)	Coh. 47 (2), 57, 93, 99/100 (2), 104, 167, 293 (2), type GL. EX. 1st (3), FEL TEMP. REP:— Emp. on galley (2). Legionary s.f.h. (10). Mints Ar. (2), Lug. (3), Tr. (8)	25
Constans (337-50)	Coh. 10 (2), 18/19 (2), 22 (2), 52, 54, 65 (2), 75 (2), 179 (11), type GL. EX., 1st. (7). Mints R., Ar. (2), Lug., Tr. (11)	30
House of Constantine	Type FEL. TEMP. REP. legionary s.f.h. (15), do. Emp. on vessel, VIC AVGG, two victories (15), GLORIA EX. (9)	41
Magnentius (350-3)	Coh. 5 (2); types FELICITAS, FEL. TEMP. REP., 2 Victories (2)	6
Decentius	Type 2 Victories	1
Julian (361-3)	Coh. 159. AR	1
Valentinian I (364-75)	Coh. 12 (9), 37 (8)	17
Valens (364-78)	Coh. 11 (12), 47 (19)	31
Gratian (367-83)	Coh. 13 (7), 16 (5), 34 (2), 75 (3)	17
House of Valentinian	Types GLOR. ROM. (9), SECVRITAS (13)	22
Maximus or Victor	Coh. 9	1
House of Theodosius	GL. ROM., GL. REIP., SALVS (4), VIC. AUGGG. 1 Vic.	7
Indeterminate	First or second century (12), third (21), fourth (40)	73

Totals and Percentages

	<i>Total</i>	<i>Percentage</i>
British, &c.	6	0.9
Roman:		
Pre-Claudian	2	0.3
Claudius I and Nero	18	2.5
Flavian	33	4.7
Nerva-Commodus	71	10.0
Severus-Philip	16	2.3
Third-century radiates	198	28.0
Carausius and Allectus	36	5.1
Diocletian, &c., with Licinius	10	1.4
House of Constantine	221	31.3
House of Valentinian	88	12.5
House of Theodosius	7	1.0
Total	706	100.0
Indeterminates	73	
	<u>779</u>	

REPORT ON A CRANIUM FROM THE FORUM SITE, LEICESTER

By DR. A. J. E. CAVE

(*Royal College of Surgeons of England*)

The cranium was found incorporated in the filling of the foundation trench of the Forum period wall dividing the north outer portico from the north steps. No other human remains were with it. The specimen is dated on archaeological evidence to the Roman period. It is the rather heavy, thick-walled cranium of a male subject, aged some 60 years or more at the time of death: the mandible is wanting, as are all the maxillary teeth save the 2nd right premolar.

The major cranial sutures are all closed; the sagittal suture is completely obliterated, whilst obliteration is proceeding in the middle portion of the coronal suture and in the superior part of the lambdoid. Male characters comprise: pronounced and confluent supra-orbital eminences, the strong malar bones and zygomatic arches, the stout and heavy mastoid processes, and the great emphasis of the secondary (i.e. muscular and ligamentous) markings upon the planum occipitale.

The slanting brow region presents well-marked frontal eminences together with some suspicion of an attempted median keeling: the midline of the vault in the posterior parietal region is somewhat thrown into relief by a very distinct flattening of each parietal bone (between the superior temporal line and the median plane) so that in *norma occipitalis* the cranial outline tends to the pentagonal.

In *norma verticalis* the dolicocephalic cranium is ovate, the lateral cranial walls diverging evenly from the narrower frontal region (98 mm. broad) to a maximal transverse width (of 143 mm.) at the biparietal diameter: thereafter the walls converge fairly rapidly into the faintly protuberant and evenly contoured occiput. In *norma lateralis* the post-obelionic portion of the vault is seen to exhibit a distinct and even flattening. The auricular height is 122 mm. and the basion-bregmatic height 145 mm.—the skull being therefore orthocephalic.

The facial skeleton has suffered post-mortem damage in the external nasal and the palatine regions. The medial corners of the orbits and the root of the nose are overhung by the prominent, confluent, supraciliary eminences; the bony nose is narrow, straight, and moderately prominent, the nasal bones themselves being apparently rather narrow. The anterior nasal aperture is relatively narrow (leptorhine) with well-developed anterior nasal spine. The orbits are capacious and of somewhat rectangular outline; the malar bones are large and strongly built, as are the entire zygomatic arches. The canine fossae are not very concave—indeed the infra-orbital segment of the facial skeleton is distinctly flattish; the infra-orbital foramina are large. The (damaged) palate appears roomy and well arched; its alveolar borders reveal no sign of any parodontal disease.

The following teeth had been shed long before death: right side: lateral incisor, 1st molar (? 3rd molar); left side: 1st and 2nd molars (and possibly others). The right upper canine has been the site of an apical abscess which has burst through to the surface in the floor of the canine fossa: a similar pathological condition has affected the right 2nd molar, which was probably loosened and lost as a result of the infective process. The single tooth available for examination—the right 2nd maxillary premolar—is extremely crown-worn and stunted, but is otherwise healthy enough.

The non-metrical (morphological) features of the basis cranii require no special notice: they are typically those of a robustly built male skull. Beyond the dental condition mentioned, there is no evidence of ante-mortem trauma or disease in this specimen. Anthropologically this cranium may be considered as exhibiting a mixture of 'Alpine' and 'Mediterranean' racial characters.

Leicester cranium. Osteometric data

	<i>mm.</i>
Max. length	196
Biparietal breadth	143
Minimum frontal breadth	98
Auricular height	122
Basion-bregmatic height	145
Facial height	71.0
Bimaxillary width	93.5
Bizygomatic width	139
Length, nasion-basion	105
Nasal height	55.0
Nasal breadth	23.5
Nasal bridge	11.0
Orbital height	34.8
Orbital width	45.5

Indexes

Cephalic	72.9 (dolicocephalic)
Cephalic height	74.0 (orthocephalic)
Superior facial	75.5
Gnathic	88.8 (orthognathous)
Orbital	77.5 (microseme)
Nasal	42.7 (leptorhine)

ANIMAL BONES

Report by DR. J. WILFRID JACKSON, F.S.A.

From Roman Levels

Celtic Ox

Pit 5. Right mandible with milk-teeth.

SE. II. Left mandible with four teeth, viz. PM 3, M 1, 2, 3, and sockets for two others.

Length of tooth-row = 124 mm.

II. Left horn-core, fluted on one side. Larger than in typical Celtic ox.

V. Small horn-core, typical of *Bos longifrons*.

Sheep

Pit 5. Left mandible with teeth (young).

Horse

W. block, third floor. One hoof-core, rather wide type.

Cat

II. Imperfect skull.

From Medieval Robber Trenches

Celtic Ox

Pair of loose horn-cores: the right is attached to part of the frontal. The cores are fairly large and cylindrical. The length along outer curve is 205 mm., basal diameter 55×65 mm., basal circumference 196 mm. The frontal is indented as in the Celtic ox, but the horn-cores are larger; they curve forward and slightly upwards. The occiput is notched.

Pair of adult lower jaws with teeth.

Right ramus of lower jaw with milk and permanent teeth = calf.

Sheep

Imperfect skull and right maxilla with teeth. Horn-cores broken off.

Dog

Skull, pair of mandibles, pair of tibiae, left femur, pair of humeri, pair of radii, vertebrae, ribs, &c. The skull has a full length of 190 mm., and a full width (malar) of 108 mm.

The tooth-row measures 64 mm. (not including canine). The mandibles have a full length of 138 mm., and the tooth-row is 73 mm. The overall lengths of the limb bones are: tibiae 168 mm., femur 160 mm., humeri 147 mm., radii 152 mm.

Cat

Imperfect skull.

Red Deer

Fragment of frontal with basal part of antler, beam and first tine sawn off. Eight tines of antler, all sawn off at base, also part of the crown of the antler sawn off.

One tine, well worked. The surface has been rubbed smooth and the base perforated. It has evidently been made for a handle of some sort.

Fallow Deer

Small fragment of frontal with length of antler attached; first tine present and shows signs of saw-cuts; second tine sawn off.

Shed antler with short first tine; saw-cut at end of beam.

Basal part of left antler with two tines, attached to fragment of skull.

Roebuck

Slender antler shaped by cuts at the base for insertion in socket.

*Unstratified**Celtic Ox*

Two small horn-cores, typical of *Bos longifrons*.

Right horn-core, basal diameter 52×37 mm., basal circumference 143 mm. Larger than typical Celtic ox.

Sheep

Loose horn-core.

Pig

Ulna

Single canine tooth (not worked; worn on top).

Roebuck

Left antler, attached to fragment of skull.

GENERAL INDEX

- Aequum (Dalmatia), plan of forum, 21, 25-6.
Alexander Severus, coins of, 280.
Allectus, coins of, 281.
Amber ear-ring, 271.
Animal bones, 285-6.
Antoninus Pius, coins of, 31, 34, 35, 163, 177, 182, 187, 280.
Architectural fragments, 274.
Arretine ware, *see* Pottery Index.
Arrow-head, iron, 274.
Augusta Bagiennorum (Liguria), Basilica, 26.
- Basilica: arched entrances to forum, 15-17; building-stones, 14; comparison with other examples, 24-8; construction of west wall, 14-15; description of, 14-18; later use of, 32; plan and elevation, 15-18; position of, 1, 7, 14.
Bath (Somerset), Fosse Way at, 39.
Bath Building: construction, 28-9; dating evidence, 31; history of site, 6-8; hypocaust, 29; plan, 28-30, 31-2; position of, 6; pottery from, 57; (*see also* Level II below); storage jars, 7, 34, 112-16; room B, 29; room II, 32; room III, 32; room VII, 32; room VIII, 32; room IX, 29, 32; room X, 32; room XI, 32; water-channel, 29.
Beads: glass and paste, 269-70; jet, 270.
Belgic: occupation of site, 9-10; pottery, *see* separate Index.
Bell, bronze, 260.
Birley, E., note on mortarium stamps by, 214-15.
Bosses, knobs, &c., bronze, 259, 260, 262.
Bracelets: bronze, 253; shale, 271; stone, 272.
Brooches, 249-52.
Buckles, bronze, 274.
Bull, bronze, 272.
- Caracalla, coin of, 280.
Carausias, coins of, 281.
Castor ware, *see* separate Index.
Cave, Dr. A. J. E., report on cranium by, 283-4.
Chronological table, 42.
Cirencester: Basilica, 28; forum, 25; Fosse Way at, 39.
Claudius I, coins of, 34, 177, 280.
Claudius II, coins of, 280.
Coins:
 British, 279; (Epillus), 9, 279.
 Gallic, 24, 279.
 Gallo-Roman, 279.
 Roman, 280-2; list of, from disturbed levels, 36. (*See also under* Republican *and* Individual Emperors.)
Colchester, forum, 25.
Combs, bone, 269.
Commodus, coins of, 35, 193, 280.
Constans, coins of, 282.
Constantine I, coins of, 35, 36, 195, 281.
Constantine II, coins of, 36, 282.
Constantine, coins of, house of, 282.
Constantius Chlorus, coins of, 281.
Constantius II, coins of, 282.
Cooper, Reginald W., and the late Duke of Rutland, note on medieval tile, 274.
Counters, bone, 266.
Coventry, medieval decorated jugs from, 239-43.
Cranium, from forum site, 283-4.
Crispus, coins of, 36, 204, 281.
- Dark Ages, strap-end dating from, 37, 255.
Decentius, coin of, 282.
Diocletian, coins of, 281.
Domitian, coins of, 11, 12, 13, 24, 141, 280.
Dunham, Dr. K. C., report on hone-stones, 273.
Dunning, G. C., report on medieval pottery by, 222-48.
- Ear-rings: amber, 271; bronze, 254.
Elagabalus, coin of, 280.
Epillus, coin of, 9, 279.
- Fairs, as a factor in distribution of pottery, 243-4.
Faustina I, coins of, 280.
Faustina II, coins of, 31, 34, 163 (?), 177, 280.
Fire-places, 9, 37.
Forum: Aqueduct, 21; arched entrances from Basilica, 15-17, 18; comparison with other examples, 24-8; dating evidence, 24; drains, 19, 20, 21; history of site, 5-8; latrine and drain, 19, 20; plan, 18-26; position of, 2; possible site of later building, 6; rooms flanking steps from Basilica, 18-19; room I, 19, 20; room II, 19; room III, 20; room VI, 19, 21; room VII, 19; room VIII, 22; shops, 19, 20, 21; sinkage in floor, 5-6, 22-3.
Fosse Way, The, 38-40.
- Gallic silver coin, 24, 279.
Gallienus, coins of, 36, 280.
Gates, 23, 38.
Gratian, coins of, 282.
- Hadrian, coins of, 34, 35, 36, 182, 187, 280.
Haynes, D. E. L., report on gold ring by, 271-2.
Helena, coins of, 281.
High Cross Street, columns found in, 6.
Hone-stones, 273; medieval, 230-2.
- Jackson, Dr. J. Wilfrid, report on animal bones by, 285-6.
Jet objects, 270-1.
Jewry Wall, origin of name, 8; for other references *see* Basilica.
Julia Mamaea, coin of, 280.
Julia Paula, coin of, 280.
Julian, coin of, 282.
- Kendrick, T. D., report on bronze strap-end, 255.
Keys: bone, 269; bronze, 258.
Klagenfurt (Austria), Basilica, 26.
Knife-blade, iron, 274.
Knife-handle, bone, 269.

- Ladenburg (Germany), Basilica, 26.
 Legion, the VIIIth, site of camp of, 3; tile with stamp of, 3.
 Leicester Museum, medieval pottery in, 228.
 Lentulus, C. N., coin of, 280.
 Levels: 42, 72.
 I (Forum), *see* Forum *above*; pottery, 44-9, 59, 61-2, 63, 151-63.
 II (Bath Building), *see* Bath Building *above*; pottery, 50, 57, 59, 62, 63-6, 67-8, 163-70.
 III: description of, 33; pottery, 50-2, 68-9, 170-6.
 IV: description of, 33; pottery, 69, 177; water-channel, 33; water-tank, 7, 33-4.
 V: dating evidence, 34; pottery, 52-4, 69, 71, 177-82.
 VI: dating evidence, 34-5; pottery, 54-6, 62, 66-7, 69, 182-7; SW. Building II (probably Level VI), pottery, 58, 187.
 VII: dating evidence, 35; pottery, 56, 62, 69, 71, 187-93.
 VIII: dating evidence, 35; pottery, 67, 193-4.
 IX: dating evidence, 35; pottery, 56-7, 195-201.
 X: dating evidence, 35-6; room VI, pottery, 201-4; SE. angle, pottery, 204-7.
 N. I: description of, 12; pottery, 146-7.
 N. Ia: post-holes, 13.
 N. II: description of, 13; pottery, 147.
 N. IIa: pottery, 147-9.
 N. III: description of, 13; pottery, 149.
 N. IV: description of, 13; pottery, 149-50.
 N. V: description of, 13; pottery, 150-1.
 SE. I: description of, 10-11; pottery, 137-8.
 SE. II: description of, 11; pottery, 138-9.
 SE. IIa: description of, 11; pottery, 139.
 SE. III: description of, 11-12; pottery, 140-1.
 SE. IV: description of, 12; pottery, 141-6.
 House J.W. I: description of, 12; pottery, 135-7.
 House J.W. II: pottery, 44.
 Pits: evidence of Belgic occupation of site, 9, 12; pottery, 9-11, 43-4; Pit 1, 43, 130-2; Pit 2, 129; Pit 3, 128-9; Pit 4, 133-5; Pit 5, 125-7; Pit 6, 43, 129-30; Pit 7, 43, 132; Pit 8, 127; Pit 10, 128; Pit 11, 128.
 Post-Roman: pottery, 207-9.
 Licinius I, coins of, 281.
 Lincoln, Fosse Way at, 39.
 Lock, bronze, 259.
 London: Fenchurch Street, sleeper-wall construction, 33; forum, 25.
 Lowther, A. W. G., note on relief-patterned flue-tiles, 275-8.
 Magnentius, coins of, 282.
 Marcus Aurelius, coins of, 280.
 Margidunum, Fosse Way at, 39.
 Maximian Herculeus, coins of, 281.
 Maximus or Victor, coin of, 282.
 Medieval: occupation of site, 37; ornaments, 257; ovens, 37; pottery, *see* separate Index; gates and walls, 38.
 Mortarium stamps, 214-15.
 Mould, stone, 254.
 Needles: bone, 266; bronze, 262.
 Nero, coins of, 12, 24, 31, 150, 163, 280.
 Nerva, coins of, 13, 24, 280.
 Ornaments, bronze, 255 (medieval), 257.
 Oswald, Dr. Felix, report on Samian pottery, 43-72.
 Oyster-shells, 12.
 Paschall of Eastwood, arms of, on medieval tile, 274.
 Pearce, B. W., report on the coins by, 279-82.
 Pendants, bronze, 255.
 Philip I, coin of, 280.
 Pins: bone, 264; bronze, 262; jet, 271; miscellaneous, 264.
 Postumus, coins of, 280.
 Pottery: *see* separate Index. General summaries in relation to levels, 11-14, 24, 31, 33, 34, 35, 72.
 Probus, coins of, 281.
 Quern-stone (Roman), 37.
 Quintillus, coins of, 36, 204, 281.
 Ratae Coritanorum: history of, 3-8; plan of, 38-40; relation to medieval town-plan, 38.
 Ratby earthworks, 3, 4 (plan).
 Raw Dykes, 34; excavation of, 40-1; purpose of, 41.
 Republican (Roman) coin, 280.
 Richmond, Dr. I. A., note on architectural fragments, 274.
 Rings: bronze, 253; gold with sard intaglio, 271-2; gold (wire), 254; inset from, only, 254; jet, 271.
 Roads: 23; Fosse Way, 38-40; on N. side of site, 7, 10; pottery from, 59, 132.
 Rutland, the late Duke of, *see* Cooper, R. W.
 St. Albans, forum, 25.
 St. Nicholas Church, W. wall of Basilica probably incorporated in Saxon church, 8, 37.
 Salonina, coins of, 280.
 Samian pottery, *see* separate Index.
 Septimius Severus, coins of, 35, 36, 193, 204, 280.
 Silchester, forum, 26.
 Spindle-whorls, 272.
 Spoons: bone, 269; bronze (portions only), 259.
 Steelyard, bronze, 259.
 Stone, varieties used in Basilica, 14.
 Stone building, earliest on site, 12.
 Strap-end, bronze, 37, 255.
 Studs and nails, 260.
 Stylus, bronze, 259.
 Tacitus, coin of, 281.
 Tank, sleeper walls probably the base of, 7, 33-4.
 Terret-rings, 274.
 Tessellated floor, 30.
 Tetricus I, coins of, 36, 281.
 Tetricus II, coins of, 36, 281.
 Theodora, coins of, 281.

- Theodosius, coins of, 282.
Tiberius, coin of, 280.
Tiles: with VIIIth Legion stamp, 3; with child's foot-prints, 274; relief-patterned flue-tiles, 275-8; medieval, heraldic, 274; slate, 274.
Titus, coin of, 280.
Toilet and surgical implements, bronze, 257-8.
Trajan, coins of, 13, 24, 34, 35, 150, 182, 187, 193, 195, 280.
Trier (Germany) Kaiserthermen, 29, 32.
Valens, coins of, 282.
Valentinian I, coins of, 282.
Valentinian, coins of House of, 282.
Vespasian, coins of, 13, 24, 31, 34, 146, 163, 177, 182, 280.
Victor or Maximus, coin of, 282.
Victorinus, coins of, 204, 280; coins perhaps of, 36, 281.
Wedges, iron, 274.
Whetstones, medieval, 230-2.
Wroxeter (Viroconium), forum, 25.

INDEX TO POTTERY

- Arretine, 9, 124-5, 133.
- Belgic, 9-11, 124-35, 137; summary, 124.
- Imported:
- Bases: Pit 6, 129.
 - Beakers, Butt: 132; Pit 1, 131; Pit 2, 129; Pit 3, 128; Pit 4, 133; Pit 5, 125; Pit 7, 132; Pit 8, 127; House J.W. I, 137.
 - Cups: Pit 4, 133; Pit 5, 125.
 - Flagons: Pit 11 (rim only), 128.
 - Jugs: Pit 3, 128.
 - Pedestal vase (base), 132.
 - Plates, 132; Pit 1, 130, 131; Pit 3, 128; Pit 4, 133; Pit 6, 129, 130; Pit 7, 132; Pit 11, 128; House J.W. I, 137; House J.W. Ia, 137; House SE. I, 137; House SE. II, 138; House SE. IIa, 139; House SE. III, 140.
 - Terra Nigra: Pit 1, 131; Pit 2, 129; Pit 3, 128; Pit 4, 133; Pit 6, 129; Pit 11, 128; House J.W. I, 137; House J.W. Ia, 137; House SE. I, 137; House SE. II, 138; House SE. IIa, 139; House SE. III, 140.
 - Terra Rubra: Pit 1, 130; Pit 4, 133; Pit 5, 125; Pit 10, 128.
- Native ware:
- Beakers: Pit 5, 125; Pit 8, 127; House J.W. I, 135.
 - Beakers, Butt: Pit 1, 131; Pit 3, 129; Pit 4, 133; Pit 5, 125; Pit 11, 128; House J.W. Ia, 137; House SE. I, 137; House SE. IIa, 139; House SE. III, 140.
 - Bowls: Pit 1, 131; Pit 5, 127.
 - Carinated: House J.W. Ia, 137.
 - Cordoned, Pit 4, 135.
 - Necked, Pit 7, 132.
 - Jars, necked, Pit 7, 132.
 - Jars, storage: Pit 1, 131; Pit 3, 129; Pit 4, 135; Pit 5, 127; Pit 6, 130; Pit 7, 132; Pit 8, 127; Pit 10, 128; Pit 11, 128; House J.W. I, 137; House SE. I, 138.
 - Miscellaneous: Pit 3, 129; Pit 4, 135.
 - Mortar-like vessels: 132; Pit 1, 131; Pit 3, 129; Pit 4, 133, 135; Pit 8, 127; from beneath road surface, 132; House J.W. I, 137; House SE. IIa, 139.
 - Plates: Pit 5, 125; Pit 10, 128; House SE. I, 137; House SE. II, 138; House SE. IIa, 139; House SE. III, 140; House SE. IV, 141.
 - Pots, coarse: Pit 2, 129; Pit 4, 135; Pit 11, 128.
 - Pots, cooking: Pit 1, 131; Pit 4, 135; Pit 8, 127; House SE. I, 138; House SE. II, 138.
 - Rims, everted: Pit 7, 132.
 - Imitation: Pit 7, 132; House SE. IIa, 139; House SE. III, 140; House SE. IV, 141; House N. IV, 150.
- Castor ware, 119-23, 170, 176, 177, 182, 187, 193, 194, 195, 201, 204, 207, 208, 211, 274.
- Beakers, 121, 193, 201.
- Bowls, 121, 204, 208, 211.
- Dishes, 120-1, 194, 201, 207, 208, 211.
- Flagons, 123.
- Jars, 121.
- Jugs, 123, 193, 201, 274.
- Pots, 121, 193, 201.
- Coarse pottery: abbreviations, 73; references, 73-5.
- Amphorae, 123; Pit 4, 135; Level I, 163; Level II, 170; Level III, 176; Level V, 182; Level VI, 187; Level X (room VI), 204.
 - Beakers, poppy-head, 103-4; House SE. IV, 144; Level I, 158; Level II, 167; Level IX, 199.
 - Bowls, Pit 5, 127.
 - Carinated, 86; Level I, 155; Level II, 165; Level III, 173; Level IV, 177; Level V, 179; Level VI, 183, 187 (SW. Buildings II); Level VII, 189; Level IX, 196; post-Roman level (imitation Samian), 208, 209; unstratified, 211, 213.
 - Cylindrical: Level V, 179; Level VI, 183.
 - Flanged: 89; House SE. IV, 143; Level I, 155; Level II, 166; Level III, 173; Level V, 179; Level VI, 183-4; Level VII, 189; Level VIII, 194; Level IX, 196; Level X (SE. angle), 205.
 - Necked: 92-5; House SE. IV, 143; House N. I, 146; House N. II, 147; House N. III, 149; N. V, 150; Level I, 157; Level II, 166; Level III, 173-4; Level IV, 177; Level V, 179; Level VI, 184-5; Level VII, 189; Level IX, 197; Level X (room VI), 202; Level X (SE. angle), 205; unstratified, 211; post-Roman level, 208-9.
 - Reeded-rimmed: 87; House SE. III, 140; House SE. IV, 143; House N. IV, 149; Level I, 155, 157; Level II, 165-6; Level III, 173; Level IV, 177; Level VI, 183; Level VII, 189.
 - Miscellaneous, 92, 127; House SE. II, 138; House SE. IV, 143; House N. I (imitation Samian), 146; House N. II, 147; N. V, 150; Level II, 166; Level III, 173; Level IV, 177; Level VI, 184; Level VII, 189; post-Roman level, 208.
- Candlesticks:
- Unstratified: 212.
- Disc:
- Unstratified (in shape of face), 212.
- Dishes:
- Bead-rimmed, 86; Level I, 155; Level III, 173; Level V, 178; Level VI, 183; Level VII, 188; Level IX, 196.
 - Flanged, 84; Level IX, 196; Level X (room VI), 202; Level X (SE. angle), 205.
 - Pie, 80-4; House SE. III, 140; House SE. IV, 141; House N. III, 149; N. V, 150; Level I, 153; Level II, 165; Level III, 171; Level V, 178; Level VI, 183; Level VII, 188; Level IX, 195-6;


- Level X (room VI), 202; Level X (SE. angle), 205.
- Straight-sided: 85; Level I, 155; Level VI, 183; Level VII, 188; Level IX, 196; Level X (room VI), 202.
- Miscellaneous: Level I, 155; Level II, 165; Level X (SE. angle), 205.
- Flagons, 111; Pit 1, 131; House SE. IV, 145; Level I, 162; Level II, 168; Level V, 181; Level VI, 186; Level VII, 192; Level IX, 200; post-Roman level (imitation Samian), 208.
- Jars:
- Bead-rimmed, 102; House SE. IV, 144; Level II, 167; Level III, 174; Level V, 180; Level VI, 185; Level VII, 191; Level IX, 199.
 - Cavetto-rimmed, 98; House SE. IV, 144; House N. IV, 150; N. V, 150; Level II, 167; Level III, 174; Level V, 180; Level VI, 185; Level VII, 191; Level IX, 197, 199; Level X (room VI), 204; Level X (SE. angle), 207.
 - Curled-over rim: post-Roman level, 209.
 - Everted-rimmed, 104-9; House SE. II, 138; House SE. IIa, 139; House SE. III, 140; House N. II, 147; House N. IV, 150; Level II, 167-8; Level III, 175; Level V, 181; Level VI, 185-6; Level VII, 191-2; Level IX, 199; Level X (SE. angle), 207.
 - Necked, 95-8; House SE. IIa, 139; House SE. III, 140; House SE. IV, 143; House N. II, 147; House N. IV, 149; N. V, 150; Level I, 157-8; Level II, 166; Level III, 174; Level IV, 177; Level V, 179-80; Level VI, 185; Level VII, 189, 191; Level VIII, 194; Level IX, 197; Level X (room VI), 202-3; Level X (SE. angle), 206-7; unstratified, 211-12, 213.
 - Oblique-rimmed: 103; Level II, 167; Level V, 180; Level VI, 185; Level VII, 191; Level IX, 199.
 - Ring-necked: House SE. IV, 145; Level VI, 186.
 - Storage: 7, 34, 112-16; House SE. II, 139; House SE. IIa, 139; House SE. III, 141; House SE. IV, 145; House N. III, 149; House N. IV, 150; Level I, 162; Level II, 168-70; Level III, 176; Level IV, 177; Level V, 181-2; Level VI, 186; Level VII, 192-3; Level VIII, 194; Level IX, 200; Level X (room VI), 204; post-Roman level, 209.
 - Wide-mouthed, 92.
 - Miscellaneous: House SE. IV, 144; Level II, 168; Level X (room VI), 203; post-Roman level, 209; unstratified, 202.
- Jugs, unstratified (in form of woman's head), 213.
- Ring-necked, 109-11; Pit 4, 135; House SE. II, 139; House N. II, 147; N. V, 151; Level I, 161; Level II, 168; Level III, 175; Level IV, 177; Level V, 181; Level VII, 192; Level IX, 199.
- Fragments, Pit 3, 129.
- Lids, 118-19; House SE. IV, 146; House N. I, 147; Level I, 163; Level II, 170; Level IV, 177; Level V, 182; Level VI, 187; Level VII, 193; Level IX, 200; Level X (SE. angle), 207.
- Mortaria: 75-80; House J.W. I, 137; House SE. II, 138; House SE. IIa, 139; House SE. IV, 141; N. V, 150; Level I, 152-3; Level II, 163, 165; Level III, 171; Level V, 178; Level VI, 182; Level VII, 188; Level IX, 195; Level X (room VI), 202; Level X (SE. angle), 205; post-Roman level, 208; unstratified, 211, 212; note on stamps, 214-15.
- Mugs, Level III, 173.
- Plates: unstratified, 212.
- Pots:
- Bead-rimmed, Level I, 158.
 - Cooking, 116; House SE. IIa, 139; House SE. IV, 145-6; House N. IIa, 149; House N. III, 149; Level I, 162; Level II, 170; Level III, 176; Level IV, 177; Level V, 182; Level VI, 186; Level VII, 193; Level VIII, 194; Level IX, 200; Level X (room VI), 204.
- Rims:
- Cavetto, 98; Level I, 158.
 - Everted, 104-9; House SE. IV, 144; House N. I, 146-7; House N. II, 147; House N. IIa, 149; House N. III, 149; N. V, 150-1; Level I, 159, 161.
 - Sherds only: Pit 8, 127; Level IX (imitation Samian), 201.
 - Tazzas: Level I, 155; Level IX, 196.
- Roughcast Ware: House SE. II, 138.
- Rusticated Ware: House SE. II, 138; House SE. IIa, 139.
- Samian: report by Dr. Felix Oswald, 43-72; abbreviations, 43; table of levels, 72.
- From the following sites:
- Pits, 11, 43-4; Pit 1, 131; Pit 6, 130; Pit 7, 132; House J.W. 2, 44; House SE. II, 138; House SE. IIa, 139; House SE. III, 140; House SE. IV, 141; House N. II, 147; House N. IIa, 147; House N. IV, 149; N. V, 150; Level I (Forum), 59, 61-2, 63, 151-52; Level II (Baths), 57, 59-61, 62, 63-6, 67-8, 163; Level III, 50-2, 68-9, 170; Level IV, 69, 177; Level V, 52-4, 69, 71, 177; Level VI, 54-6, 62, 66, 69, 182; SW. building (Level VI), 58; Level VII, 56, 62, 69, 71, 187; Level VIII, 67; Level IX, 56-7, 195; deposits contemporary with Bath Building, 50; deposits contemporary with forum, 44-9; road surface, 59; disturbed levels, 61, 67, 69, 71.
- Of the following dates: . . .
- Tiberian, 59; Claudian, 43, 44, 59, 131, 132; Claudius-Nero, 43, 61, 62, 131; Neronian, 62, 139; Nero-Vespasian, 63; Vespasianic, 45, 63-7, 138, 140, 141, 149; Vespasian-Domitian, 139; Domitianic, 44, 45-7, 67-9, 147, 187; Domitian-Trajan, 47; Trajanic, 47, 48, 50, 69-71, 141, 149, 150, 163; Trajan-Hadrian, 48, 50, 51, 71; Hadrianic, 48, 50, 51, 52, 54, 56, 58, 151, 152, 163; Hadrian-Antonine, 48, 50, 52, 54, 56, 57, 58, 71, 151, 152, 163, 195; Antonine, 50, 52, 53, 54, 56, 57, 58, 59, 71, 163, 170, 177, 182, 187, 195; third century, 56, 57, 187, 195; fourth century, 195.

Medieval:


- Twelfth century: 222-32.
- Thirteenth century, 232-44.
- Fourteenth century, 244-6.
- Fifteenth century, 246-8.
- Pit Med. I, 222 *n.*, 224-6.
- Pit Med. II, 222 *n.*, 233-5.
- Pit Med. III, 222 *n.*, 235-6.
- Unstratified, 226-8, 246, 247.
- Bowls, flanged: twelfth-century, 223, 224, 226; thirteenth-century, 233.
- Cauldrons, thirteenth-century, 232, 235.
- Jars, storage, thirteenth-century, 235-6.
- Jars: twelfth-century, 223, 226.
- Jugs: twelfth-century, 223, 226; thirteenth-century, 232, 233, 234, 236-9 (decorated); fourteenth-century, 244-6 (decorated); fifteenth-century, 246-8.
- Lamps, twelfth-century, 223, 228.
- Pipkins, thirteenth-century, 233.
- Pitchers, twelfth-century, 223, 227.
- Pots, cooking: twelfth-century, 223, 224, 226; thirteenth-century, 232, 233.



a. General view of the south half of the site from the west




b. The Jewry Wall from the west, before the removal of modern brickwork



a. The Jewry Wall from the south, with part of the rooms in the south-east angle of the Forum



b. The Jewry Wall from the south



a. Earliest occupation: pits and fire-place (p. 9)



b. Pier in House SE. III (p. 12)



c. Traces of timber posts and planking in House J.W. I (p. 12)



d. Successive floor and occupation levels of North Group of early buildings, cut by foundation trench of Forum Wall (p. 12)



a. North wall of Basilica and north pier of western aisle (p. 14)




b. North wall of Basilica, and matrix of herring-bone paving (p. 14)



c. Fourth pier of western aisle of Basilica (p. 14)



d. North wall of Basilica, north pier of western aisle, and matrix of herring-bone floor (p. 14)



a. Southernmost recess on east side of Jewry Wall
(p. 15)



b. Niche in southernmost recess, in east side of
Jewry Wall (p. 17)



c. Central niche in east side of Jewry Wall
(pp. 15, 17)



d. Southern entrance from Basilica to Forum
from the east (p. 16)



a. Niche on north side of southernmost recess in east side of Jewry Wall (p. 17)



b. Rooms in north-eastern angle of the Forum (pp. 18–19, 37)



c. Latrine in Room III (p. 19)



a. Northern road and North Outer Portico from the east (p. 19)



b. North range of Forum, with disturbed soil removed (p. 19)



a. Subsidence adjoining drain in south-east angle (p. 21)



b. In centre, fragment of original (Forum) drain, on right rebuilt (Bath period) drain (p. 22)



c. In centre, fragment of original (Forum) drain, with line of subsidence dipping away from it; on left rebuilt (Bath period) drain (p. 22)



a. Subsidence on south side of Forum from the east (p. 22)



b. Edge of subsidence on south side of Forum from the south (p. 22)



a. Northern apse of Baths from the west (p. 28)



b. Northern apse of Baths from the east (p. 28)



c. Southernmost of western apses of Baths (p. 28)



d. Southern apse of Baths (p. 28)



a. Basis of hypocaust in Room IX (p. 29)



b. Bath period drain running from south-east to north-east rooms (p. 29)



c. Fallen fragment of hypocaust pila (p. 29)




a. Bath period drain in south-east angle (p. 30)



b. Northern apse of Baths impinging on north range of Forum, from the east (p. 29)



a. Foundation trench of southern apse of Baths (right), cutting through Forum floor (p. 31)



b. Wall of Period IV building overriding Bath period wall (p. 33)



c. Robber trench of southern wall of Bath courtyard, with successive levels of courtyard (p. 33)



a. Period IV building (water-tank?) from the west (p. 33)




b. Period IV building (water-tank?) from the east (p. 33)




a. Rebuild of south wall of Period IV (water-tank?) building



b. Drain in south-west corner of site (p. 33)




c. Base of pier in Period IV (water-tank?) building (p. 33)



d. Base of pier in Period IV (water-tank?) building (p. 33)

PLATE XVII



a. Northern road from east, showing ruts and medieval wells (pp. 36, 37)



b. Northern road from west, showing ruts and repair (p. 36)




a. Medieval furnace (p. 37)



b. Medieval walls in North Outer Portico (p. 37)



c. Medieval furnace, with top of adjacent wall of Forum reddened (p. 37)



The Raw Dykes



a.

b.



c.



d.

a. and *b.* Two views of thirteenth-century decorated jug ($\frac{1}{4}$) (p. 238)
c. and *d.* Two views of thirteenth-century decorated jug ($\frac{1}{3}$) (p. 239)


PLATE XXI



a.



b.

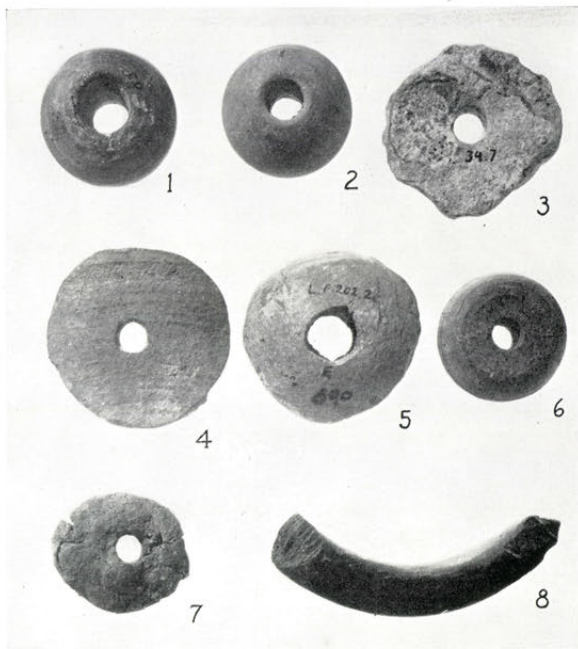


c.



d.


a. and *b.* Two views of fourteenth-century decorated jug ($\frac{1}{4}$) (p. 246)
c. Twelfth-century jug from South Bond Street, Leicester ($\frac{1}{4}$) (p. 228)
d. Thirteenth-century pottery cauldron ($\frac{1}{4}$) (p. 235)



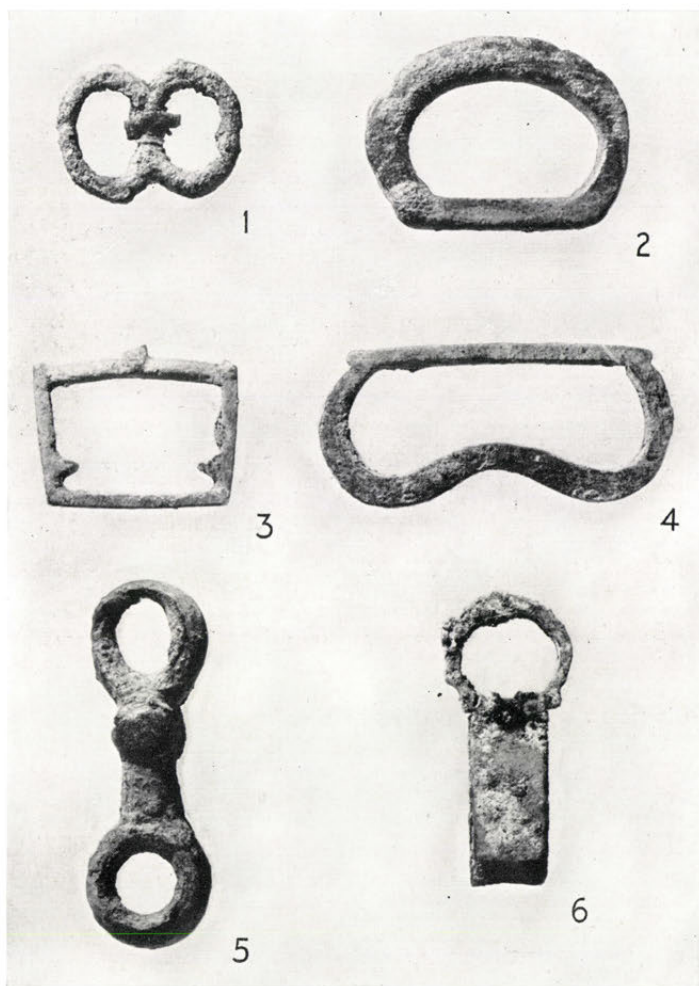
a. Spindle-whorls (1-3 stone, 4 potsherd, 5 bone, 6 shale, 7 lead) and stone bracelet (8) (p. 272) ($\frac{1}{2}$)



b. Glazed medieval tile ($\frac{3}{4}$) (p. 274)



c. Hone stones (p. 273) (approx. $\frac{5}{8}$)




a. Bronze buckle and terret ring types (p. 274) ($\frac{1}{2}$)



b. Head from side of castor-ware jug (p. 274) ($\frac{1}{2}$)



c. Gold ring (p. 271) ($\frac{2}{3}$)




d. Iron wedges and knife-blade (p. 274) (approx. $\frac{2}{3}$)



e. Iron arrow-head (p. 274) ($\frac{3}{4}$)




a. Architectural fragment (p. 274) ($\frac{3}{8}$)




b. Architectural fragment (p. 274) ($\frac{1}{2}$)



c. Brick with child's footprints (p. 274) ($\frac{1}{3}$)



a.



b.

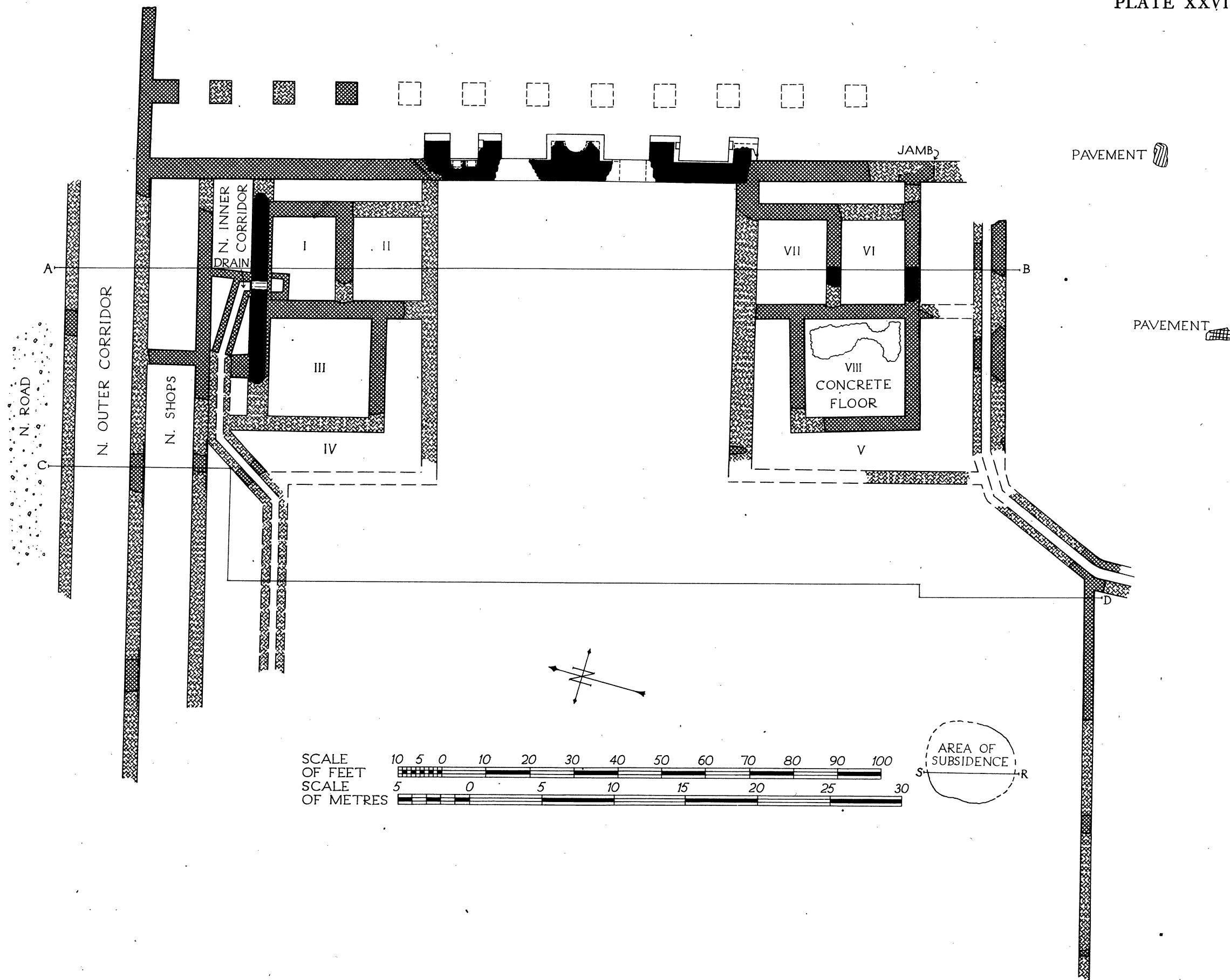
a. and b. Relief-patterned flue-tiles (p. 275)

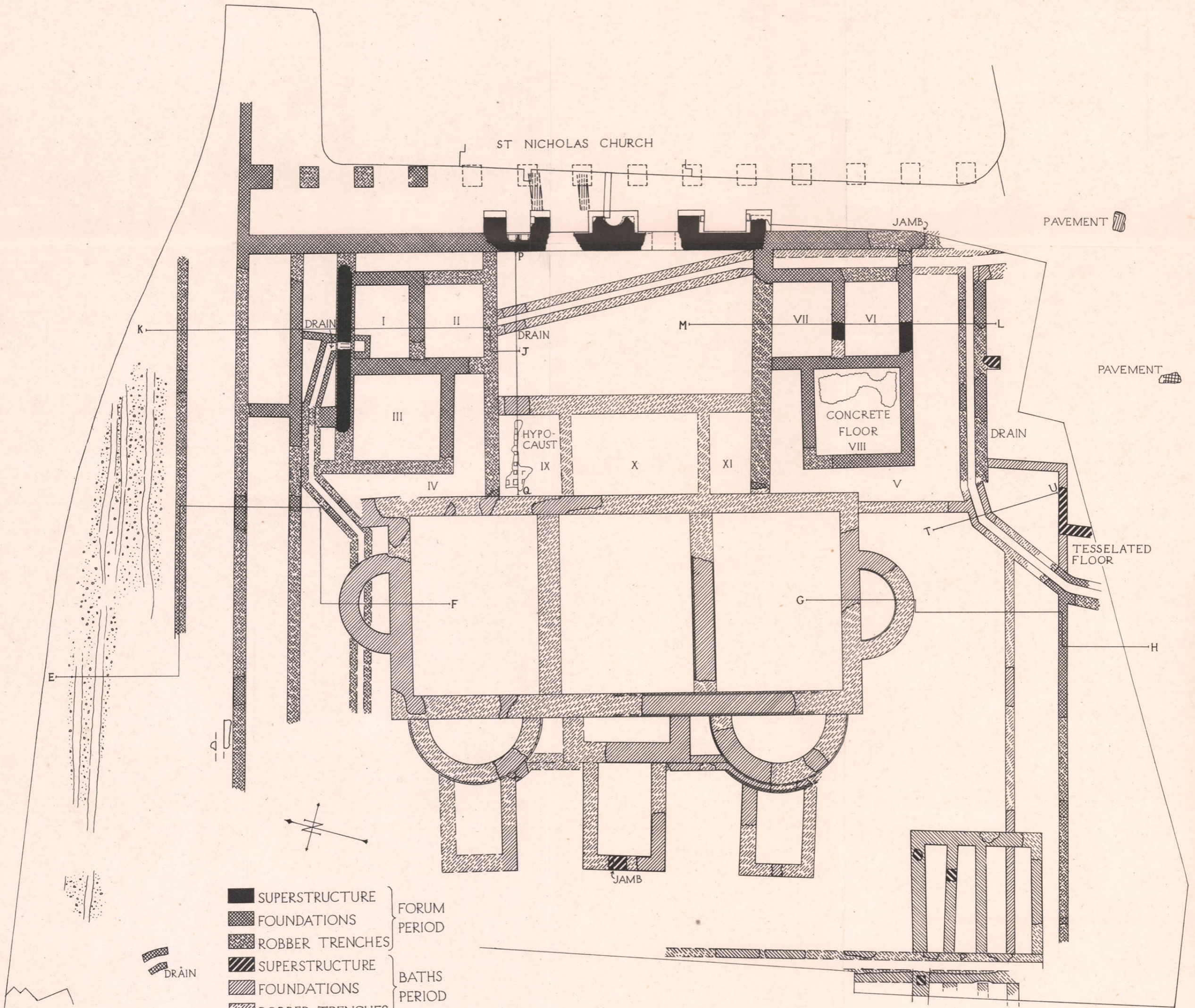


c. Slate roof tile (p. 274)




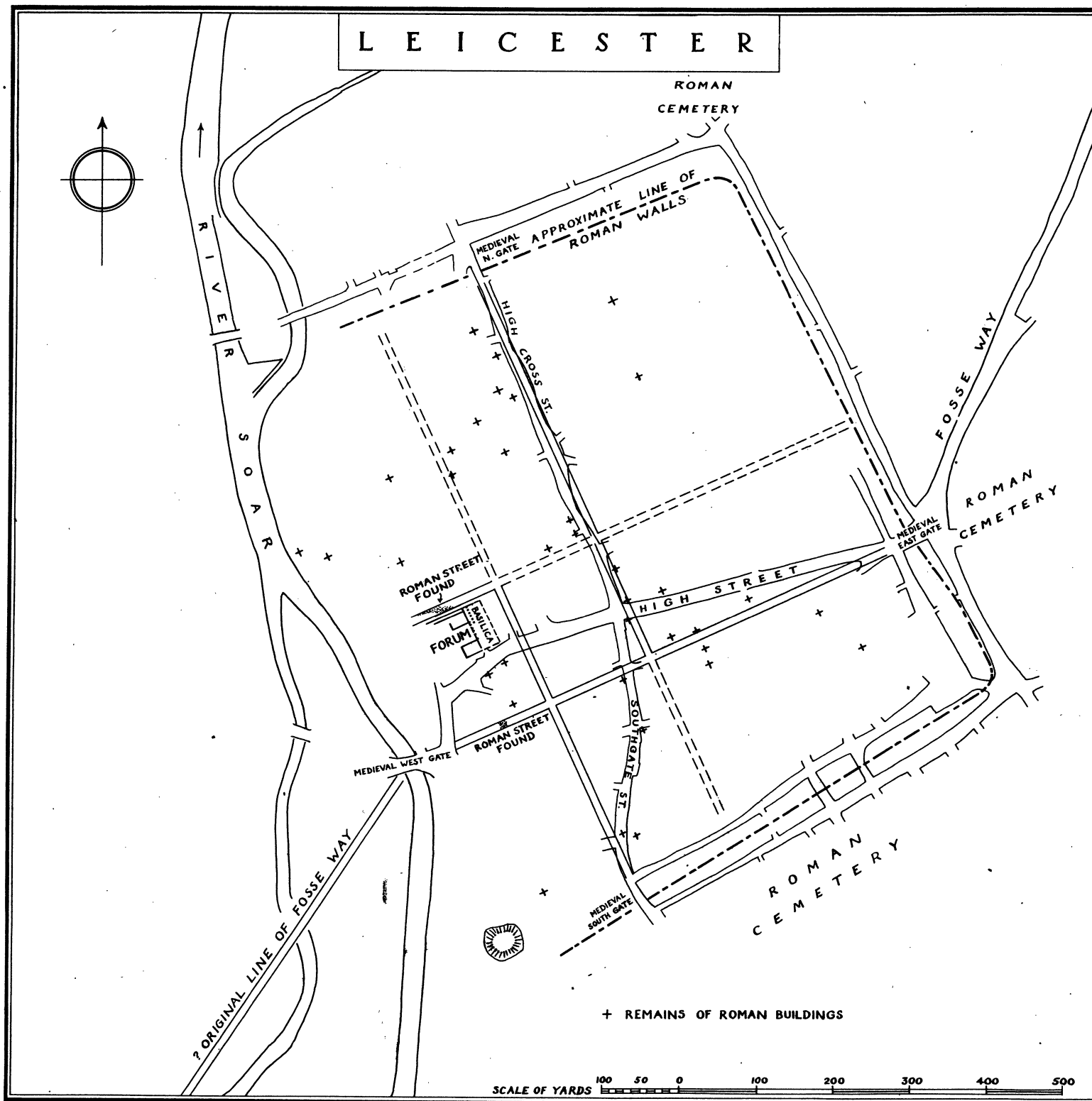
d. Relief-patterned flue-tiles (p. 277)

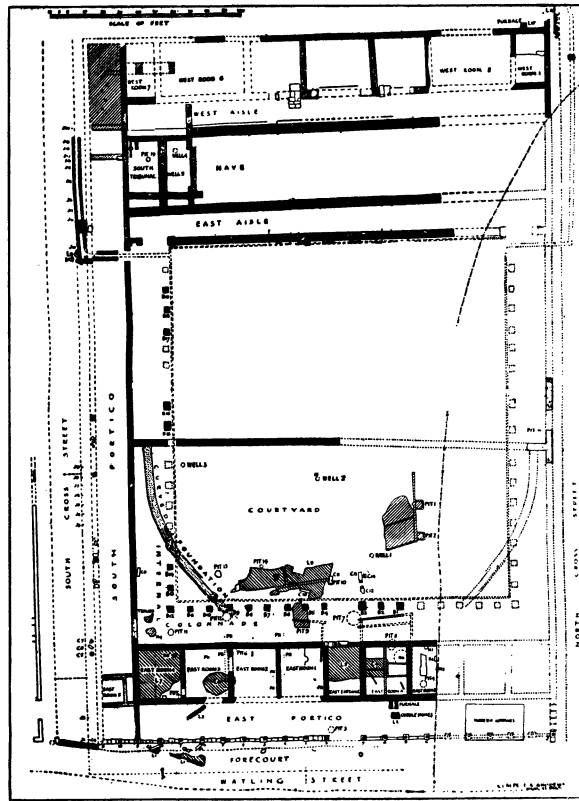




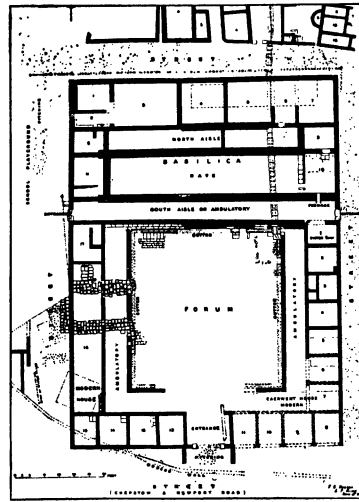
- SUPERSTRUCTURE } FORUM PERIOD
- ▨ FOUNDATIONS } FORUM PERIOD
- ▩ ROBBER TRENCHES } FORUM PERIOD
- ▧ SUPERSTRUCTURE } BATHS PERIOD
- ▨ FOUNDATIONS } BATHS PERIOD
- ▩ ROBBER TRENCHES } BATHS PERIOD
- ▨ SLEEPER WALLS } FOURTH PERIOD
- ▧ PIERS } FOURTH PERIOD
- ▩ ROBBER TRENCHES } FOURTH PERIOD
- ▨ SAXON



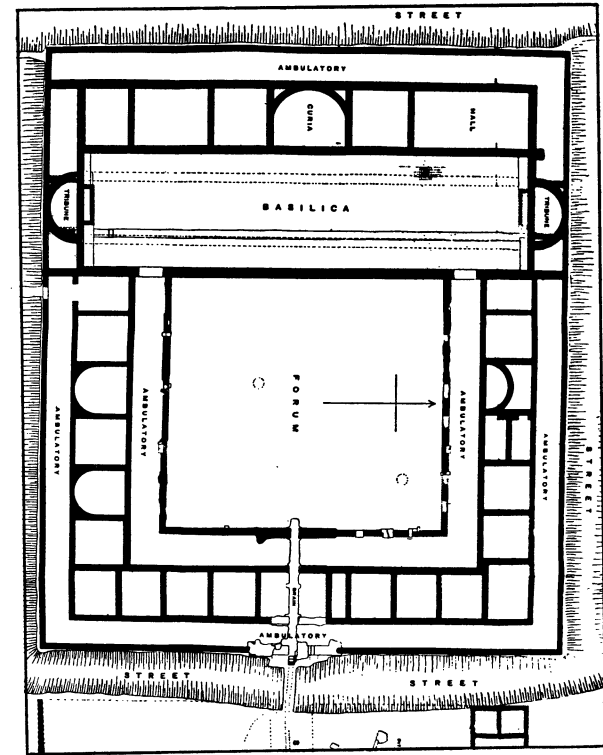




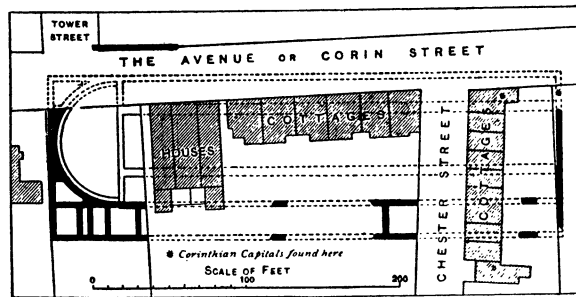
a. Wroxeter



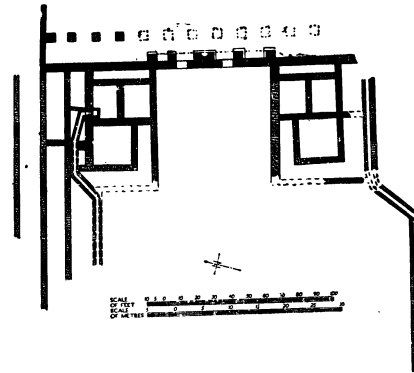
b. Caerwent



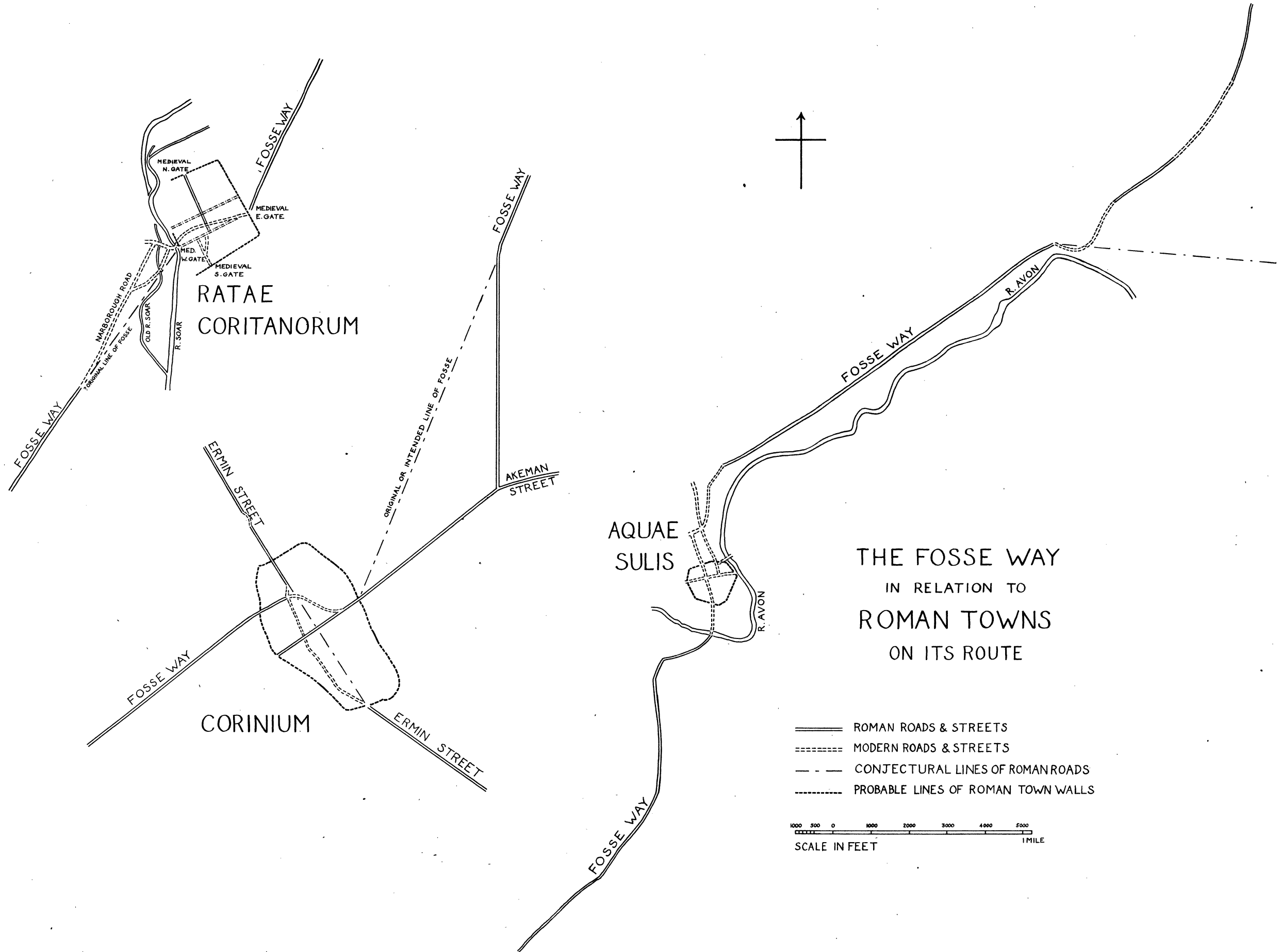
c. Silchester



d. Cirencester



e. Leicester



RATAE
CORITANORUM

CORINIUM


AQUAE
SULIS

THE FOSSE WAY
IN RELATION TO
ROMAN TOWNS
ON ITS ROUTE

- ==== ROMAN ROADS & STREETS
- MODERN ROADS & STREETS
- - - - CONJECTURAL LINES OF ROMAN ROADS
- PROBABLE LINES OF ROMAN TOWN WALLS

1000 500 0 1000 2000 3000 4000 5000
SCALE IN FEET 1 MILE

SECTIONS SHOWING FORUM LEVELS ONLY 20 FT. WEST OF BASILICA

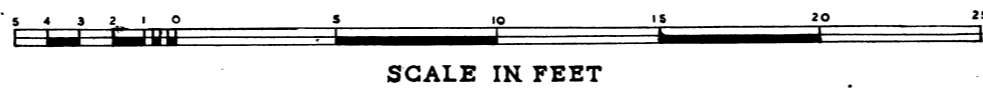
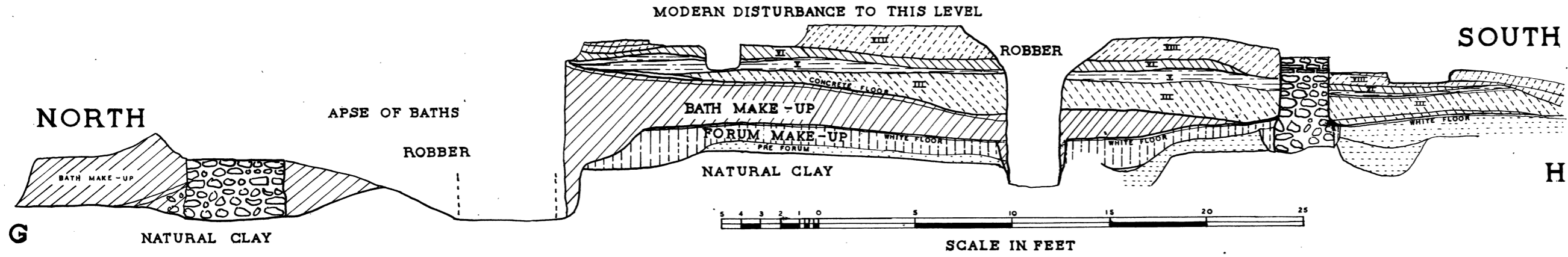
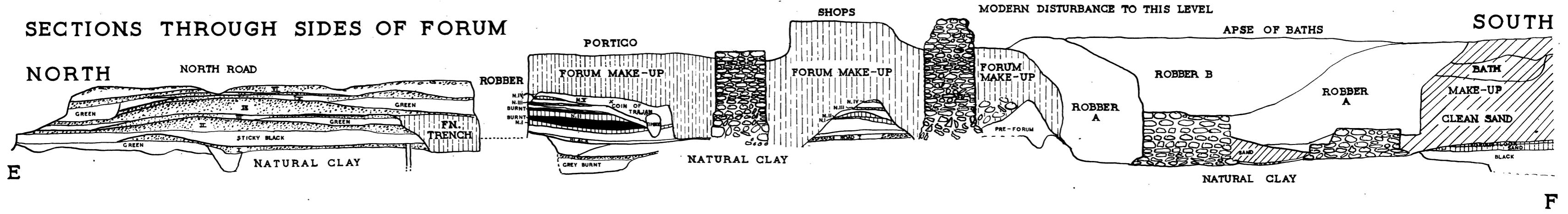


92 FT. WEST OF BASILICA

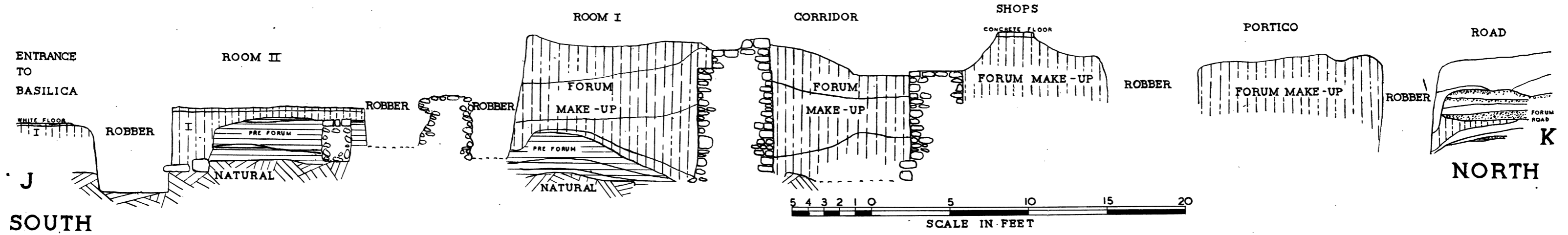
NATURAL PRE FORUM FORUM



SECTIONS THROUGH SIDES OF FORUM

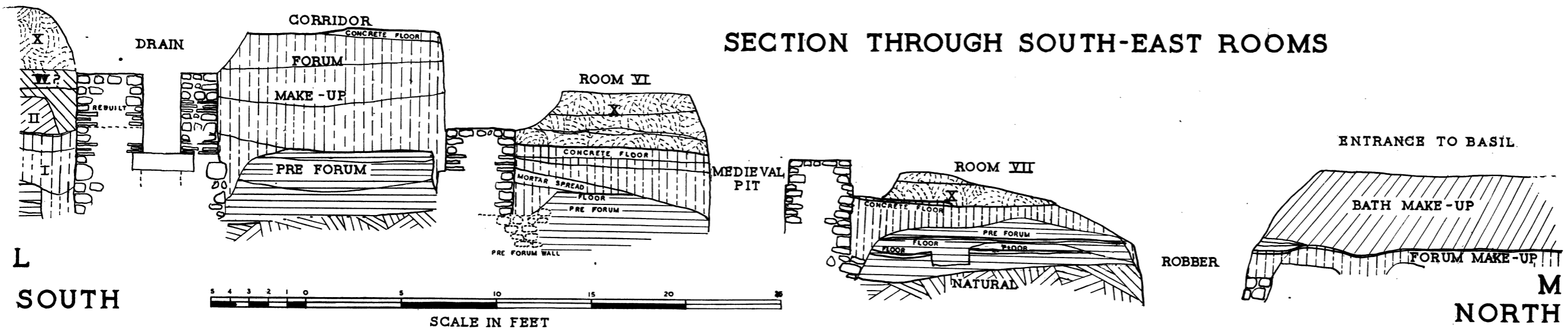


SECTION THROUGH NORTH-EAST ROOMS



SOUTH

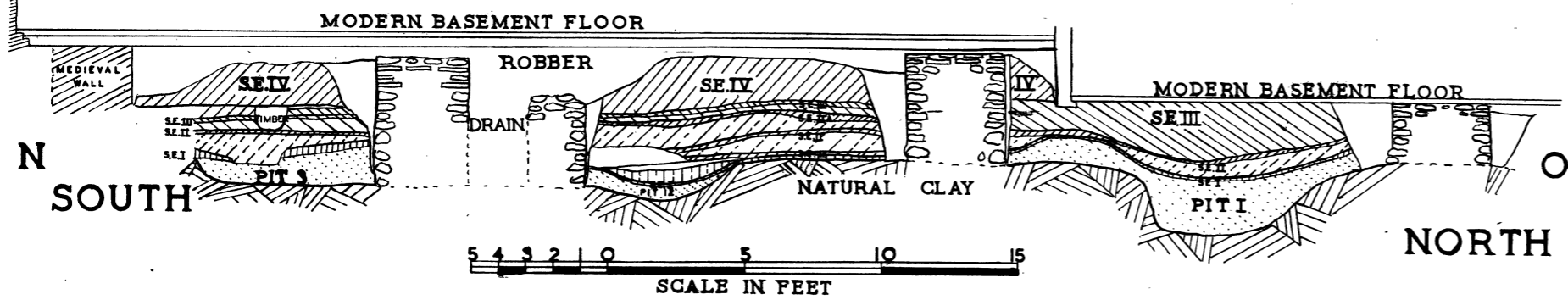
SECTION THROUGH SOUTH-EAST ROOMS



SOUTH

NORTH

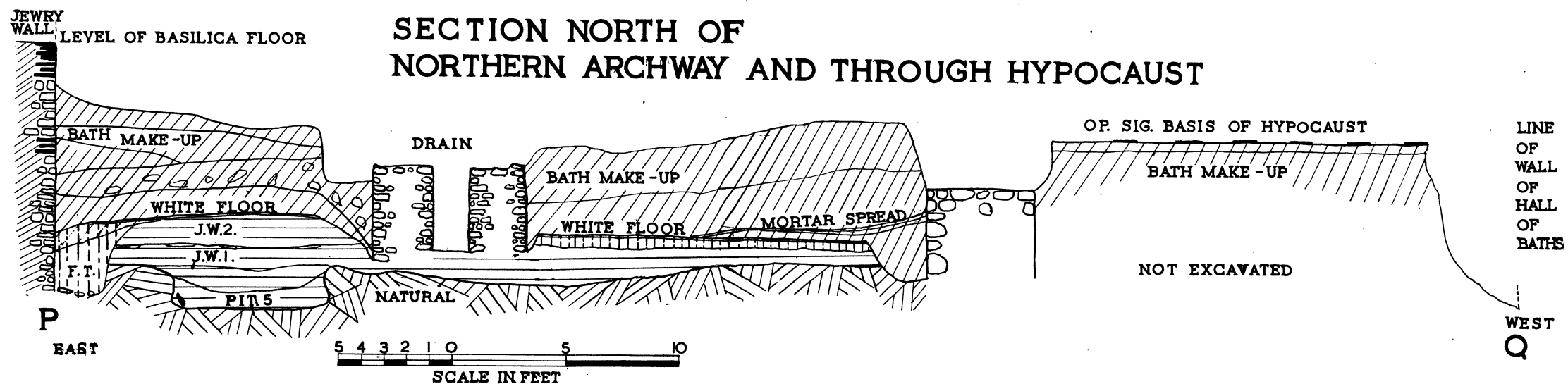
SECTION THROUGH SOUTH-EAST ROOMS SHOWING PRE-FORUM LEVELS



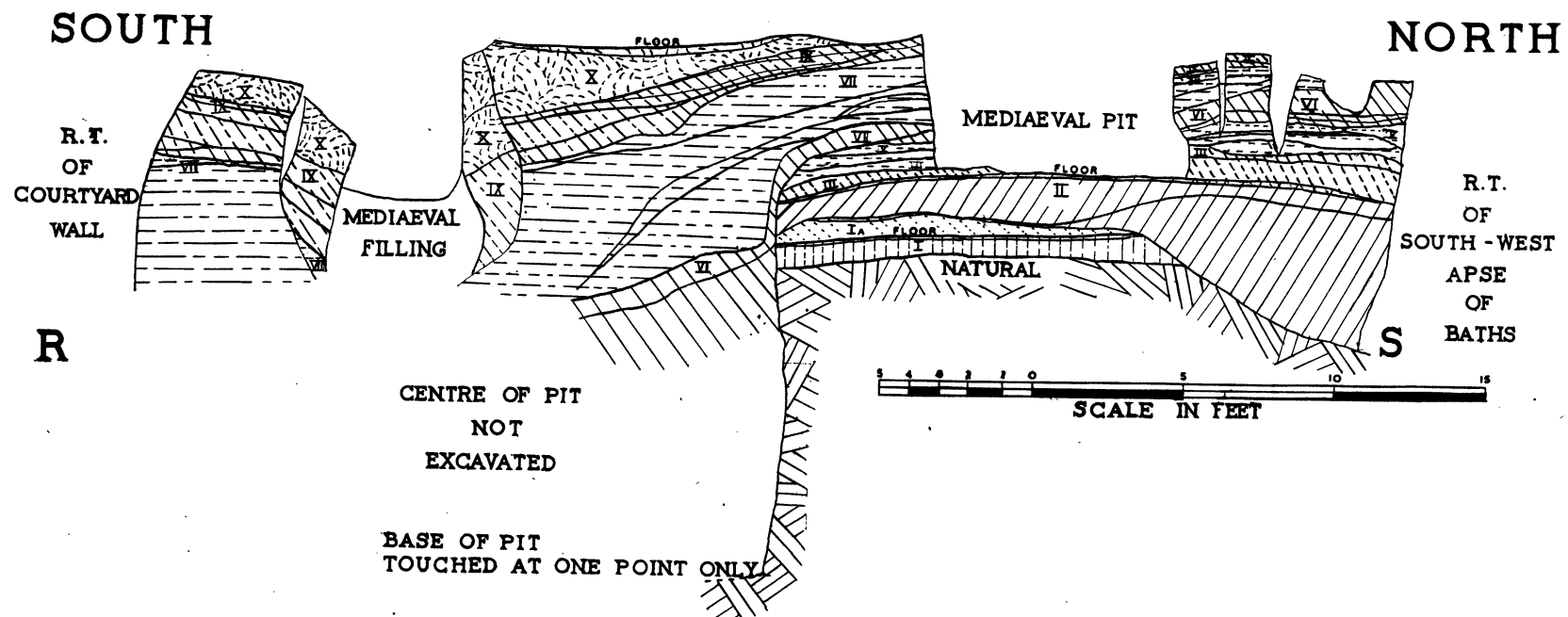
SOUTH

NORTH

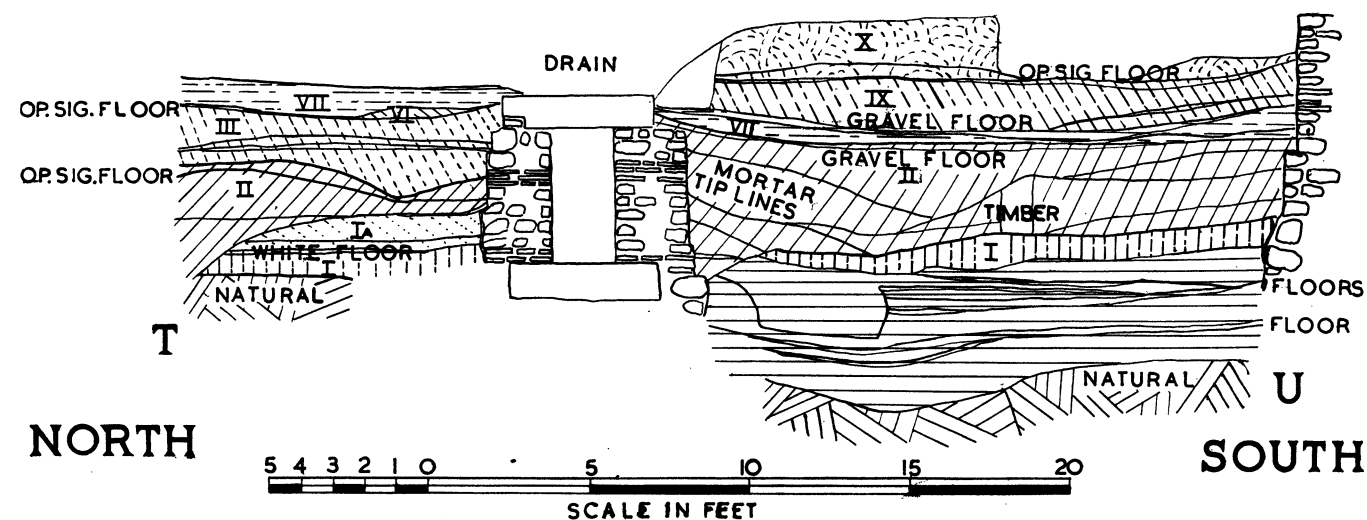
SECTION NORTH OF NORTHERN ARCHWAY AND THROUGH HYPOCAUST



SECTION THROUGH SUBSIDENCE IN COURTYARD



SECTION AGAINST SOUTH-EAST DRAIN



SECTION THROUGH THE RAW DYKES, LEICESTER

