



What drives firms' investment in climate action?

Evidence from the 2022-2023
EIB Investment Survey



European
Investment Bank

What drives firms' investment in climate action?

Evidence from the 2022-2023
EIB Investment Survey



European
Investment Bank

What drives firms' investment in climate action? Evidence from the 2022-2023 EIB Investment Survey

© European Investment Bank, 2023. All rights reserved.

About the EIB Investment Survey (EIBIS)

The EIB Group Survey on Investment and Investment Finance is a unique, annual survey of 13 500 firms. It comprises firms in all EU Member States and the United Kingdom, as well as a sample of US firms that serves as a benchmark. It collects data on firm characteristics and performance, past investment activities and future plans, sources of finance, financing issues and other challenges that businesses face. Using a stratified sampling methodology, EIBIS represents firms across all EU members and the United States, as well as across firm size classes (micro to large) and four main sectors. It is designed to build a panel of observations to support time series analysis, observations that can also be linked to firm balance sheet and profit and loss data. EIBIS has been developed and is managed by the Economics Department of the European Investment Bank (EIB), with support for development and implementation provided by Ipsos MORI. For more information see: <http://www.eib.org/eibis>.

About this publication

This is a report of the EIB Economics Department. The data source for this report is the EIB Investment Survey (EIBIS) 2022-2023. Results are weighted by industry group (sector), firm size-class and country. The methodology of the EIBIS survey is available at:

<https://www.eib.org/en/about/economic-research/surveys-data/about-eibis>. Contact: eibis@eib.org.

About the EIB Economics Department

The EIB Economics Department provides economic analyses and studies to support the European Investment Bank in its operations and in defining its positioning, strategy and policy. Director Debora Revoltella heads the department and its team of 45 economists.

economics@eib.org www.eib.org/economics

Main contributors to this publication

Fotios Kalantzis (lead author) and Francesco Cimini.

Disclaimer

The views expressed in this publication are those of the authors and do not necessarily reflect the position of the European Investment Bank.

For further information on the EIB's activities, please consult our website, www.eib.org.

You can also contact our InfoDesk, info@eib.org.

Published by the European Investment Bank.

Printed on FSC® Paper.

print: QH-04-23-403-EN-C ISBN 978-92-861-5539-0 doi: 10.2867/395409

pdf: QH-04-23-403-EN-N ISBN 978-92-861-5537-6 doi: 10.2867/048422

eBook: QH-04-23-403-EN-E ISBN 978-92-861-5538-3 doi: 10.2867/396884

TABLE OF CONTENTS

Introduction	1
High energy prices are taking a toll on EU firms	2
The energy crisis is pushing firms to invest in energy efficiency	3
More firms acknowledge physical risks, but few invest in resilience	4
As firms address the transition, they have mixed views about the prospects it brings	5
Firms are stepping up climate action despite challenges	6
Conclusion and policy implications	7
References	8
Appendix	9
Annex 1 – Country scoreboards	10
Annex 2 – Country dashboards	16

INTRODUCTION

The European economy is experiencing significant turbulence as recurring crises reverberate across all EU countries, their economies and business operations. Since 2020, shocks ranging from the COVID-19 pandemic to the Russian invasion of Ukraine have disrupted supply chains and destabilised European energy markets. Price volatility and uncertainty have reached multi-decade highs and risk derailing the post-pandemic recovery. At the same time, climate change is still the most pervasive global challenge. Extreme weather events are on the rise. Any delay in tackling the climate issue may trigger sudden and irreversible damage to the planet. Faced with this difficult business environment, firms are constantly called upon to confront new challenges and come up with innovative solutions.

The disruption of energy supplies caused by the war in Ukraine has proven particularly challenging for EU firms. Extremely high energy prices significantly alter firms' costs, particularly for energy-intensive industries such as food, paper, chemicals and metals. Less energy-intensive industries also face hardship, as the increase in prices is not only limited to energy but has rapidly extended to other markets, creating inflationary pressures.

Together with these short-term challenges, climate change represents the most significant long-term threat for EU companies. A recently published report by the Intergovernmental Panel on Climate Change (IPCC) points to the "unprecedented scale of recent change across the climate system," the increasing frequency of extreme climate events, and the necessity of taking immediate action (IPCC, 2021). In Europe alone, extreme weather events caused over €145 billion in economic losses from 2012 to 2022. Over the same period, climate-related economic losses increased by around 2% annually (European Environment Agency, 2022). At the same time, the likelihood of a disorderly transition to green energy is increasing, particularly since the Ukraine war.

The two crises – energy and climate – are closely interrelated and highlight the importance of a swift transition to a sustainable European economy. Although energy price spikes may call for short-term support measures, climate change requires the European Union to embrace the green transition in the longer term.

The involvement of the European Union and its members in the green transition will be crucial, as they are able to design new policy tools and channel funds appropriately. At the same time, firms are called on to play a pivotal role. By investing in climate adaptation and mitigation measures, especially energy efficiency, firms can protect themselves from the increased frequency of extreme climate events, reduce energy costs and take further action to achieve net-zero emissions. Thus, it is important to take a closer look at how firms are responding to this highly uncertain and rapidly changing business environment.

This report draws from data collected for the [EIB Investment Survey 2022-2023](#). It examines the willingness of European firms to address climate change in the current context of the energy crisis. First, it presents the answers provided by firms across the European Union to a set of questions on energy and climate change. Then, it goes more in-depth by providing firms' answers in each EU country.



Debora Revoltella
Director, Economics Department
European Investment Bank

HIGH ENERGY PRICES ARE TAKING A TOLL ON EU FIRMS

Before the Russian invasion of Ukraine on 24 February 2022, EU countries were strongly dependent on Russia for energy supplies. The war sparked questions about the resilience of Europe's energy system to a drop in the energy supply from Russia and on Europe's capacity to transform and diversify supplies. The rush to secure resources led to a significant surge in energy prices in all EU countries during 2022.

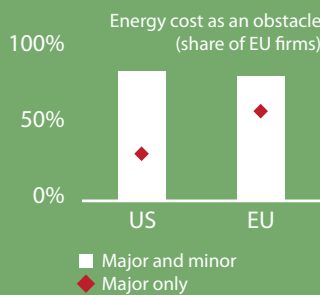
Nevertheless, the European Union responded quickly to the urgency to transform its energy system through energy savings, diversify energy supplies and accelerate the roll-out of renewable energy, which by the end of 2022 calmed the rise in energy prices.

Faced with this difficult situation, 82% of EU firms expressed concerns about energy prices. Around 60% of businesses consider energy costs to be a major impediment, compared with 31% in the United States. The security of European energy supplies remains uncertain, which could result in future price volatility.

Southern Europe (SE), Central and Eastern Europe (CEE) and Western and Northern Europe (WNE)

82%

of EU firms say energy costs were either a major or minor obstacle to investment in 2022. The gap between EU and US firms citing energy costs as a major obstacle is almost 30 percentage points.



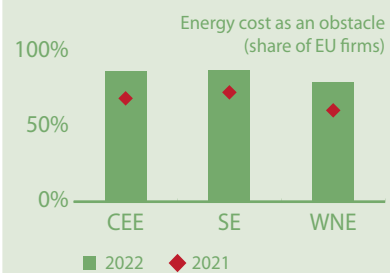
+18 pp*

is the change from 2021 to 2022 in the share of EU firms that perceive energy costs to be a major or minor obstacle. In the United States the number rose 15 percentage points.

* percentage points

Southern Europe (SE)

is the region with the highest share of firms that say energy costs are impeding investment (88%), followed by Central and Eastern Europe (CEE) and Western and Northern Europe (WNE).



Large and small firms are equally affected

On average in the European Union, an equal share of large firms and small and medium firms were concerned about energy costs in 2022.

82%



A common challenge for everyone

Dispersion in energy cost concerns among EU countries dropped from 2021 to 2022, suggesting that the energy crisis was felt across the board.



70%

of energy-intensive manufacturers cite energy costs as a major barrier to investment. Energy costs were weighing on their ability to compete.

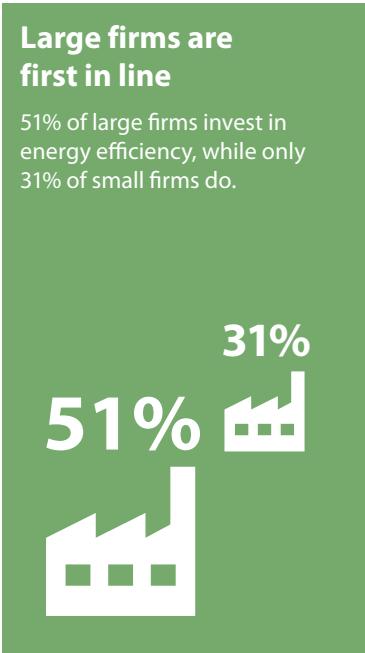
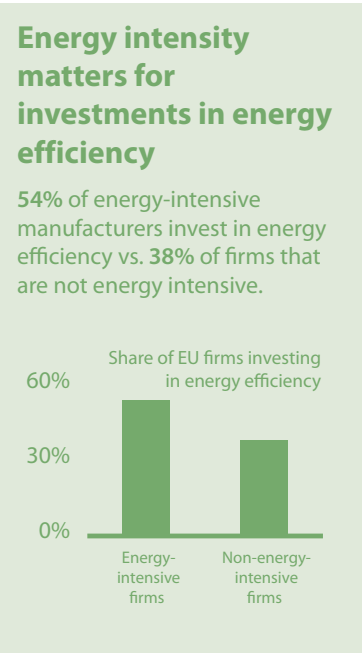
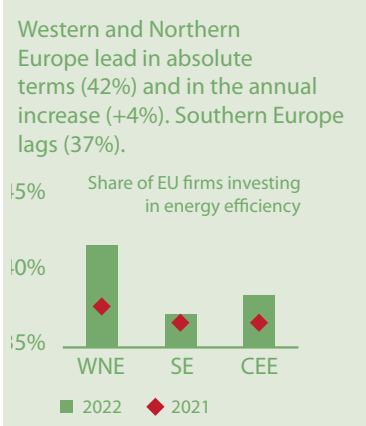
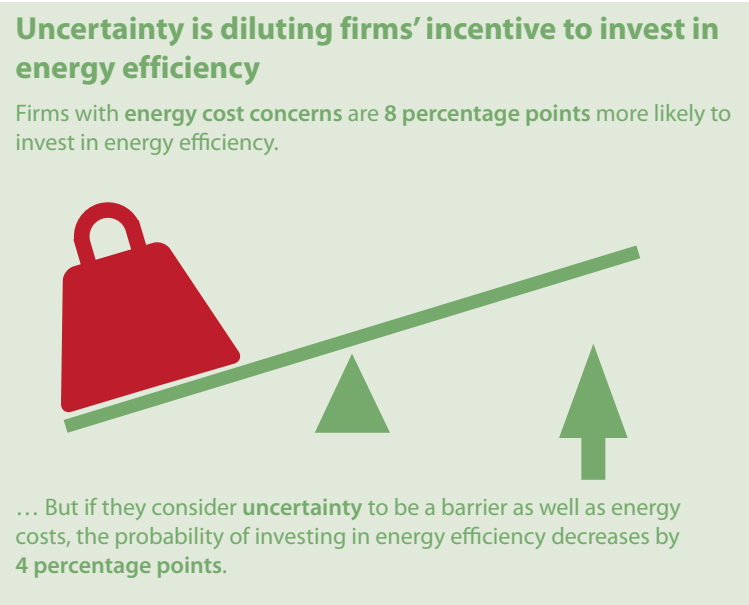
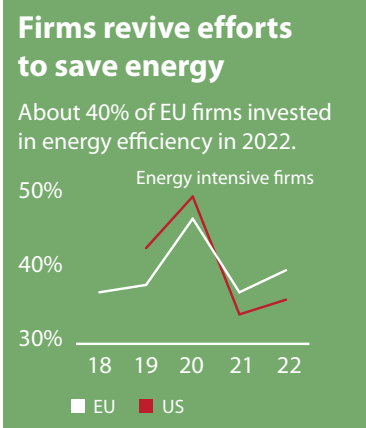


THE ENERGY CRISIS IS PUSHING FIRMS TO INVEST IN ENERGY EFFICIENCY

Energy efficiency means using less energy to perform the same task. Saving energy is one of the key pillars of the Energy Union, the EU framework for achieving more sustainable, affordable and secure energy. The energy crisis has made energy efficiency investments particularly attractive for businesses.

In the EIB Investment Survey (EIBIS), companies were asked whether they invest in energy efficiency and to what extent. Around 40% of European firms invest in energy efficiency. This share rose from 2021, but it is still below pre-pandemic levels. In Europe, the average share of investments devoted to energy efficiency is around 10%. Firms in Western and Northern Europe, energy-intensive manufacturing and large firms lead in energy efficiency.

Southern Europe (SE), Central and Eastern Europe (CEE) and Western and Northern Europe (WNE)

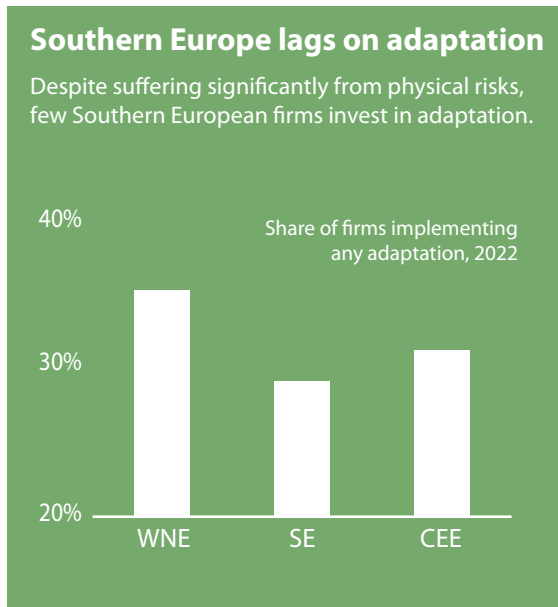
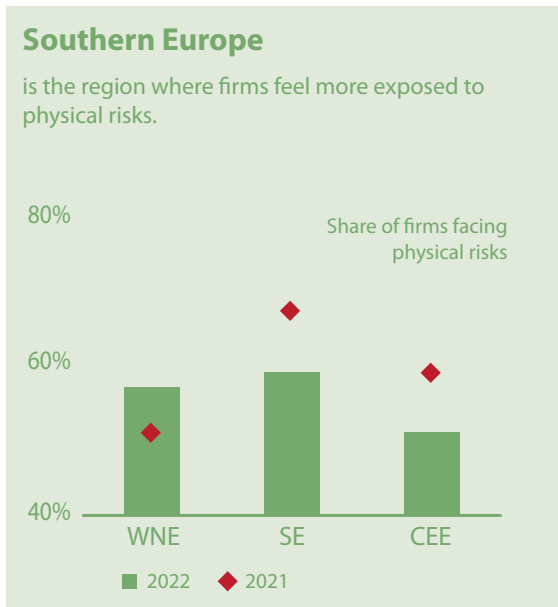
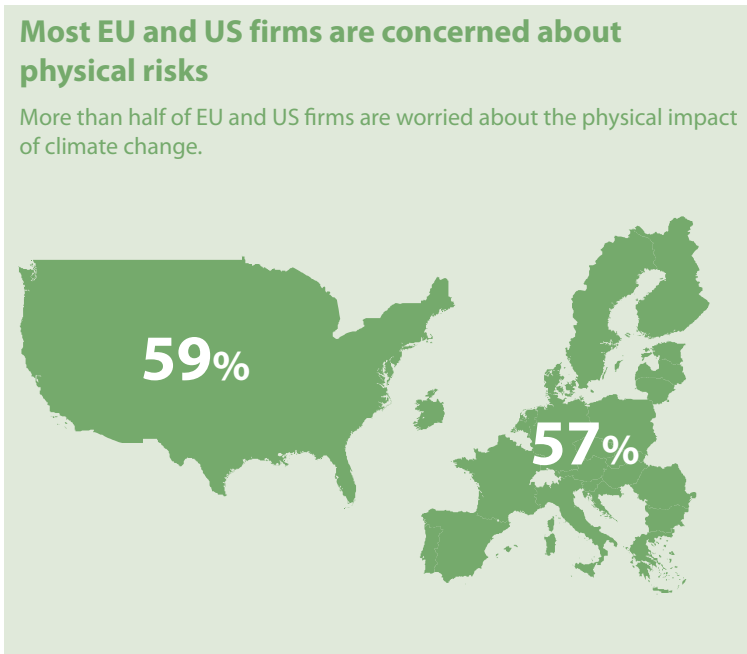
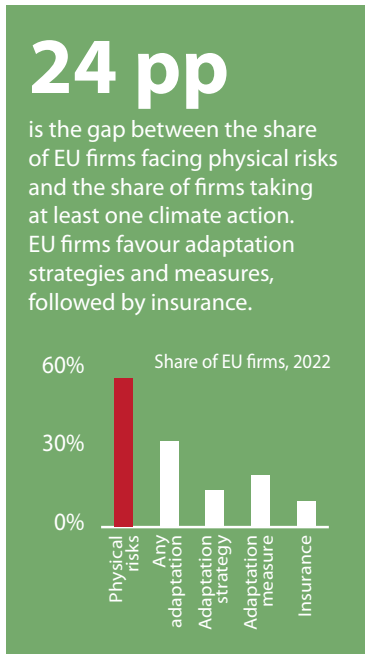


MORE FIRMS ACKNOWLEDGE PHYSICAL RISKS, BUT FEW INVEST IN RESILIENCE

The progressive increase in global average temperatures gives rise to extreme weather events that can potentially threaten businesses. According to a recent report published by the United Nations Office for Disaster Risk Reduction, there has been a “staggering rise” in the number of such events in the past 20 years, and most of those events can be attributed to climate change.

Companies were asked whether extreme climate events, also called physical risks, were affecting their business activities. They were also asked whether they had invested in various forms of adaptation to better cope with these risks. Notably, almost 60% of European firms report facing physical risks, while only 33% of them have taken at least one action to protect their business from those risks.

Southern Europe (SE), Central and Eastern Europe (CEE) and Western and Northern Europe (WNE)



AS FIRMS ADDRESS THE TRANSITION, THEY HAVE MIXED VIEWS ABOUT THE PROSPECTS IT BRINGS

The European Commission presented the European Green Deal with the aim of limiting the increase in global average temperatures to well below 2°C compared to pre-industrial levels, as set forth in the 2015 Paris Agreement. The green deal, which was introduced in March 2020, sets a target of reaching net-zero emissions by 2050.

The ambitious target will require the strong involvement of firms. For the first time, the EIBIS provides detailed insight on firms’ mitigation strategies. It finds that 88% of EU firms have undertaken some sort of action to mitigate the impact of climate change.

Not only are firms called upon to play a pivotal role in ensuring the transition, but they also have to adapt to a rapidly changing business environment. European firms have mixed views about the impact of the climate transition on their business. While 29% of them are optimistic about the transition, around 32% are pessimistic.

Southern Europe (SE), Central and Eastern Europe (CEE) and Western and Northern Europe (WNE)

Risks abound, as do opportunities

More EU firms see the transition as an opportunity than their US counterparts (+8 percentage points). Only firms in Central and Eastern Europe see the transition more as a risk than as an opportunity.

Region	Opportunity	No impact	Risk
EU	~65%	~25%	~10%
US	~57%	~30%	~13%
WNE	~55%	~30%	~15%
SE	~50%	~35%	~15%
CEE	~32%	~45%	~23%

Energy-intensive firms feel under pressure

41% of energy-intensive manufacturers see the green transition as a risk vs. 31% of firms in non-energy intensive sectors.

Category	Opportunity	No impact	Risk
Non-energy-intensive firms	31%	45%	24%
Energy-intensive manufacturers	22%	33%	45%

41%

of EU firms set carbon emissions targets vs. 12% in the United States.

Region	Percentage of firms setting targets
US	12%
EU	41%

88%

of EU firms adopted at least one mitigation measure. Recycling and energy efficiency were the measures most frequently implemented.

Mitigation Measure	EU	US	WNE	SE	CEE
Any mitigation strategy	88	75	91	78	87
Green technology	32	40	35	23	36
Energy efficiency	57	50	62	44	55
Renewable energy generation	37	11	37	36	39
Recycling	64	53	67	54	67
Sustainable transport	43	30	50	26	32

FIRMS ARE STEPPING UP CLIMATE ACTION DESPITE CHALLENGES

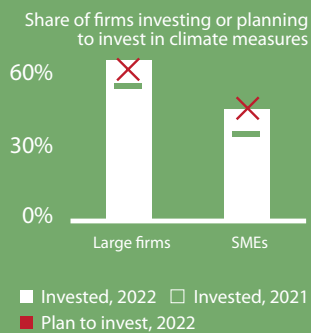
The COVID-19 pandemic and the Russian invasion of Ukraine have pushed uncertainty in the European Union to the highest levels in decades. Uncertainty is detrimental to investment, and green investment is no exception. As the EIBIS shows, the incentives companies have for investing in climate action because of higher energy costs are outweighed by growing uncertainty, leading to suboptimal investment.

Despite challenges, European firms are showing resilience. Over the last year, the share of European firms investing in climate has increased by 10 percentage points, reaching 53% on average. The increase has been particularly pronounced in regions such as Central and Eastern Europe (+15 percentage points) and in small and medium enterprises (SMEs) (+11 percentage points). Energy-intensive manufacturers have a stronger appetite for climate investments than non-energy intensive firms: 48% of them are currently investing, while 57% are planning to invest.

Southern Europe (SE), Central and Eastern Europe (CEE) and Western and Northern Europe (WNE)

Large firms lead the way

In the European Union, 63% of large firms are currently investing in climate vs. 44% of small businesses.



+10 pp

is the difference between the share of firms that invested in climate measures in 2022 and the previous year.

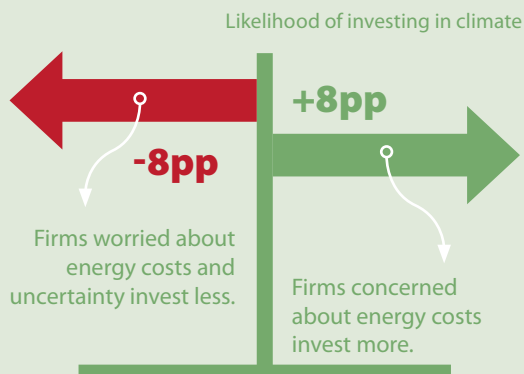
Going green is the only way forward

More than half of energy-intensive manufacturers invested in climate measures and plan to continue investing in such measures.

	Non-energy intensive firms	Energy-intensive manufacturers
Invest in climate	43%	48%
Plan to invest in climate	50%	57%

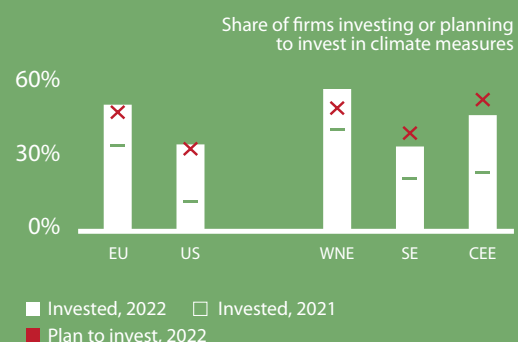
Uncertainty weighs on climate investments

More than half of energy-intensive manufacturers invested in climate measures and plan to continue investing in such measures.



EU firms are fuelling the climate transition

More than half of EU firms are investing in climate or planning to do so. Firms in Western and Northern Europe are investing the most in climate, while firms in Central and Eastern Europe plan to invest the most.



CONCLUSION AND POLICY IMPLICATIONS

The current energy crisis poses major challenges to European companies. In early 2022, almost two years after the onset of the COVID-19 pandemic, the European economy was beginning to recover strongly. The Russian invasion of Ukraine, however, plunged European firms into uncertainty. Faced with multiple challenges, ranging from geopolitical instability to a strong surge in inflation, many firms point to high energy prices as a major factor hampering investments. The same patterns are found across continents, sectors and countries. The recent energy crisis differs from past ones in that the strong interconnection between markets has resulted in global repercussions.

Firms are looking for tools to mitigate the impact of energy price increases and greater volatility, putting energy-saving technologies at the top of their agenda. The EIBIS for 2022 shows that the rise in the share of firms engaging in climate action (including energy efficiency) accelerated in 2021, a post-pandemic rebound that is expected to continue, based on the share of firms with future plans to invest. Among sectors, energy-intensive manufacturers are facing strong energy cost challenges and are investing in energy efficiency and climate measures to remain competitive.

However, high uncertainty is weighing on firms' climate investment decisions. The current economic environment is marked by considerable risks, including decelerating demand and tighter financing conditions. Energy prices continue to display great volatility, reflecting fluctuations in supply and demand, and inflating concerns about the future as the war in Ukraine continues. The EIBIS shows that high uncertainty dampens investment in energy efficiency by 4 percentage points. This impact is even higher when considering investments in climate.

In parallel, EU firms realise that climate change is no longer a distant reality. Some 57% of EU firms have experienced economic losses and supply disruptions from extreme weather. To protect against physical risks, firms are mainly investing in technological solutions and changing processes to increase resilience. A lower share of firms prefers to buy insurance to cover potential losses. Yet, 67% of EU firms are not investing in any adaptation measures.

Most firms focus more strongly on mitigation measures. Some 88% of European firms have implemented at least one mitigation measure compared to the low 33% of firms that have invested in adaptation measures. Waste management, recycling and energy efficiency are their preferred investments. Besides concerns about energy costs, firms are investing because they worry about climate change and are under pressure to set carbon targets.

As the United States recommits to its own green transition and dedicates significant resources, Europe needs to double down on its target of net-zero emissions by 2050. Enhancing investment for the net-zero transition calls for coordinated policies, reducing barriers to investment, pooling resources and preserving and strengthening the cohesion of the EU single market.

REFERENCES

EEA (2022). *Climate related economic losses by type of event.*

European Investment Bank (2023). *Investment Report 2022/2023: Resilience and renewal in Europe – Chapter 6: “Green transition and the energy crisis”.* Published on February 28, 2023. ISBN: 978-92-861-5506-2 (PDF/EN). DOI: 10.2867/307689.

IPCC (2021). Summary for Policymakers. In: *Climate Change 2021: The Physical Science Basis. Contribution of Working Group I to the Sixth Assessment Report of the Intergovernmental Panel on Climate Change* [Masson-Delmotte, V., P. Zhai, A. Pirani, S.L. Connors, C. Péan, S. Berger, N. Caud, Y. Chen, L. Goldfarb, M.I. Gomis, M. Huang, K. Leitzell, E. Lonnoy, J.B.R. Matthews, T.K. Maycock, T. Waterfield, O. Yelekçi, R. Yu, and B. Zhou (eds.)]. Cambridge University Press, Cambridge, United Kingdom and New York, NY, USA, pp. 3–32, doi:10.1017/9781009157896.001.

UNDRR (2020). *Human cost of disasters – An overview of the last 20 years (2000-2019).* Published on October 12, 2020.

APPENDIX

The questionnaire

Below is an extract of the EIBIS questionnaire from the 2022 edition. Being an extract, please note that the questions may have been asked in a different order. Also, comparisons with previous survey waves should take into account that the wording of some of the questions has changed.

Question 1 – *Thinking about your investment activities, to what extent are energy costs and uncertainty about the future an obstacle? Is it a major obstacle, a minor obstacle or not an obstacle at all?*

Question 2 – *What proportion of the total investment in the last financial year was primarily for measures to improve energy efficiency in your organisation?*

Question 3 – *Think about the impact of climate change on your company, such as losses due to extreme climate events, including droughts, flooding, wildfires or storms or changes in weather patterns because of progressively increasing temperature and rainfall. What is the impact, also called physical risk, of this on your company?*

Question 4 – *Has your company developed or invested in any measure to build resilience to the physical risks posed by climate change?*

Question 5 – *Have you invested or are you planning to invest to tackle the impact of weather events and to help reduce carbon emissions?*

Question 6 – *What impact do you expect that this transition to stricter climate standards and regulations will have on your company over the next five years?*

Question 7 – *Does your company set and monitor targets for its own greenhouse gas (GHG) emissions?*

Question 8 – *Is your company investing or implementing any measure to reduce greenhouse gas (GHG) emissions?*

Definitions

The following industries are considered to be energy-intensive: food, pulp and paper, basic chemicals, refining, iron and steel, non-ferrous metals (primarily aluminium) and non-metallic minerals (primarily cement).

Non-energy-intensive sectors include all other sectors of the economy except for electricity, gas, steam and air conditioning supply.

WNE stands for Western and Northern Europe; CEE stands for Central and Eastern Europe while SE stands for Southern Europe.

ANNEX 1 – COUNTRY SCOREBOARDS

All firms

	EU	Northern and Western Europe									
		AT	BE	DE	DK	FI	FR	IE	LU	NL	SE
Firms facing physical risks (in %)	57	64	53	61	36	52	52	67	50	53	53
Firms facing energy cost concerns (in %)	82	84	83	83	67	63	78	93	81	66	74
Firms perceiving transition as a risk (in %)	32	31	37	37	22	25	34	33	41	29	29
Firms perceiving transition as an opportunity (in %)	29	36	30	29	47	37	28	29	22	37	43
Firms that have set a climate target (in %)	41	43	48	36	46	54	42	22	29	40	67
Firms investing in climate (in %)	53	66	46	65	63	77	39	26	22	75	56
Firms planning to invest in climate (in %)	51	64	51	50	68	75	49	46	47	52	60
Firms investing in energy efficiency (EE) (in %)	40	51	42	48	47	54	24	45	35	45	51
Average share of investments devoted to EE (in %)	10	11	8	11	11	9	11	9	9	9	12
Firms investing in any adaptation (in %)	33	47	35	37	32	37	32	22	30	28	34
Firms with an adaptation strategy (in %)	14	30	19	16	21	16	11	10	11	11	15
Firms with an adaptation measure (in %)	20	37	26	24	22	31	22	11	15	18	19
Firms investing in insurance (in %)	10	11	9	10	7	7	5	6	13	7	7
Firms investing in any mitigation (in %)	88	94	95	93	90	97	84	92	89	92	92
Firms investing in green technologies/products (in %)	32	47	56	30	51	59	22	39	21	53	44
Firms that have invested in energy efficiency (in %)	57	76	74	72	63	68	34	65	44	64	66
Firms engaging in renewable energy generation (in %)	37	61	60	39	33	42	17	31	20	50	42
Firms engaging in waste recycling (in %)	64	77	82	61	72	89	64	76	77	70	77
Firms with green transportation systems (in %)	43	54	66	53	59	60	35	33	47	59	65

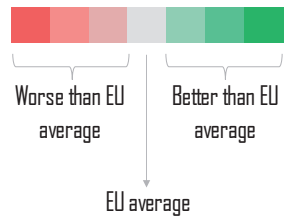
Comparison with EIBIS 2021

Firms facing physical risks	↓	↑	↑	↑	↓	↓	↓	↑	↑	↑	↑
Firms facing energy cost concerns	↑	↑	↑	↑	↑	↑	↑	↑	↑	↑	↑
Firms perceiving transition as a risk	↑	↑	↑	↓	↓	↑	↑	↑	↑	↑	↑
Firms perceiving transition as an opportunity	↑	↑	↓	↑	↑	↑	↑	↓	↓	↓	↑
Firms that have set a climate target	↓	↑	↓	↓	↓	↑	↑	↑	↓	↓	↑
Firms investing in climate	↑	↑	↓	↑	↑	↑	↑	↑	↓	↑	↑
Firms planning to invest in climate	↑	↑	↓	↑	↑	↑	↑	↑	↓	↓	↑
Firms investing in energy efficiency (EE)	↑	↑	↑	↑	↑	↑	↓	↑	↓	↑	↑
Average share of investments devoted to EE	↑	↑	↑	↑	↑	↓	↑	↑	↑	↑	↑
	EU	AT	BE	DE	DK	FI	FR	IE	LU	NL	SE

Southern Europe						Central and Eastern Europe										US	
CY	EL	ES	IT	MT	PT	BG	CZ	EE	HR	HU	LT	LV	PL	RO	SI	SK	US
52	55	60	59	49	64	44	47	51	59	51	55	41	48	69	55	46	59
88	96	88	88	67	89	87	90	71	90	69	71	92	91	90	84	93	85
28	20	28	24	24	30	37	38	40	23	23	43	35	40	29	31	38	32
21	18	26	28	27	26	15	18	20	18	15	19	13	17	28	19	13	21
24	30	53	36	41	42	26	33	40	39	44	28	43	40	46	36	32	12
13	27	53	36	48	46	34	55	54	33	43	61	43	51	55	55	54	43
30	24	54	39	56	67	43	59	46	51	40	70	35	54	67	67	43	41
24	25	43	34	38	40	31	34	37	36	49	20	42	41	35	49	33	36
5	7	9	8	16	10	12	8	12	10	13	3	11	10	8	12	12	6
51	31	32	26	32	40	29	35	40	33	21	38	35	27	49	30	27	29
13	13	11	8	12	20	9	14	10	10	4	11	9	6	36	14	7	21
18	15	15	13	16	21	9	10	25	13	16	25	18	17	31	6	12	19
39	20	13	15	16	17	15	15	15	12	5	12	19	13	17	14	13	7
78	59	84	75	85	92	70	82	86	85	88	88	82	90	93	89	83	75
27	28	21	22	47	36	13	24	40	24	27	46	39	42	59	39	24	40
32	32	50	40	48	54	28	56	55	44	67	41	59	56	67	58	38	50
30	19	38	35	41	44	24	32	27	31	57	27	23	46	43	23	19	11
65	43	61	47	73	74	34	52	63	67	52	64	44	78	87	74	64	53
23	25	30	21	39	49	20	20	31	26	35	50	30	31	52	34	24	30

How to read

For a given variable, a cell's color shows how the corresponding country performs compared to the average EU value for the same variable.



↓	↓	↓	↓	↑	↓	↓	↑	↓	↑	↓	↓	↓	↓	↓	↑	↓	↓
↑	↑	↑	↑	↑	↑	↑	↑	↑	↑	↑	↑	↑	↑	↑	↑	↑	↑
↑	↑	↑	↑	↓	↑	↑	↑	↓	↓	↓	↓	↑	↓	↑	↑	↑	↓
↓	↓	↓	↑	↓	↓	↑	↑	↓	↓	↓	↓	↓	↓	↑	↑	↓	↑
↓	↓	↓	↓	↓	↓	↓	↓	↓	↓	↓	↓	↑	↓	↑	↓	↓	↓
↑	↑	↑	↑	↑	↑	↑	↑	↑	↑	↑	↑	↑	↑	↑	↑	↑	↑
↓	↓	↑	↓	↑	↑	↑	↑	↑	↓	↑	↓	↑	↑	↑	↑	↑	↑
↓	↓	↑	↓	↑	↑	↑	↓	↓	↓	↑	↓	↑	↑	↑	↓	↓	↑
↑	↑	↓	↓	↑	↑	↓	↑	↓	↑	↑	↓	↑	↓	↑	↑	↑	↓
CY	EL	ES	IT	MT	PT	BG	CZ	EE	HR	HU	LT	LV	PL	RO	SI	SK	US

The graph shows the variation between 2022 and 2021.

- ↑ Increase from EIBIS 2021
- ↓ Decrease from EIBIS 2021

Except for the first three lines of arrows, for which colors are reversed.

Large firms

Comparison across EU countries

	EU	Northern and Western Europe									
		AT	BE	DE	DK	FI	FR	IE	LU	NL	SE
Firms facing physical risks (in %)	60	65	61	63	36	54	53	75	66	59	58
Firms facing energy cost concerns (in %)	82	85	81	82	66	56	78	88	80	66	76
Firms perceiving transition as a risk (in %)	34	32	42	36	19	23	36	25	46	33	25
Firms perceiving transition as an opportunity (in %)	34	39	38	32	57	44	31	50	27	44	53
Firms that have set a climate target (in %)	57	63	69	50	70	87	56	57	29	62	87
Firms investing in climate (in %)	63	83	53	72	76	87	47	38	22	83	65
Firms planning to invest in climate (in %)	59	74	59	53	83	89	61	38	66	62	68
Firms investing in energy efficiency (EE) (in %)	51	68	53	56	51	66	27	50	39	65	65
Average share of investments devoted to EE (in %)	11	14	7	13	12	8	12	3	4	10	12
Firms investing in any adaptation (in %)	42	61	47	45	42	40	39	38	21	34	43
Firms with an adaptation strategy (in %)	18	44	28	19	30	22	12	13	0	16	17
Firms with an adaptation measure (in %)	27	53	37	29	30	36	29	25	4	22	23
Firms investing in insurance (in %)	12	17	13	10	13	7	5	13	17	9	12
Firms investing in any mitigation (in %)	94	97	96	98	93	100	94	100	89	97	96
Firms investing in green technologies/products (in %)	37	58	67	28	63	72	29	43	16	62	59
Firms that have invested in energy efficiency (in %)	69	90	87	85	73	80	40	57	60	73	81
Firms engaging in renewable energy generation (in %)	44	72	70	43	41	58	21	14	24	64	48
Firms engaging in waste recycling (in %)	70	89	86	65	75	92	72	100	68	78	84
Firms with green transportation systems (in %)	52	63	75	59	77	71	45	57	56	72	74

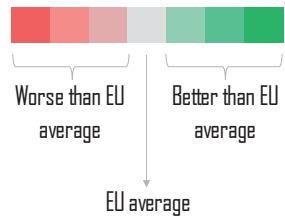
Comparison with EIBIS 2021

Firms facing physical risks	↓	↓	↑	↑	↓	↓	↓	↑	↑	↑	↑
Firms facing energy cost concerns	↑	↑	↑	↑	↑	↑	↑	↑	↓	↑	↑
Firms perceiving transition as a risk	↑	↑	↑	↓	↓	↑	↑	↑	↑	↑	↓
Firms perceiving transition as an opportunity	↑	↑	↓	↑	↓	↑	↑	↑	↓	↓	↑
Firms that have set a climate target	↓	↑	↑	↓	↓	↑	↑	↓	↓	↓	↑
Firms investing in climate	↑	↑	↓	↑	↓	↑	↓	↓	↓	↑	↑
Firms planning to invest in climate	↑	↑	↓	↓	↑	↑	↑	↓	↑	↓	↑
Firms investing in energy efficiency (EE)	↑	↑	↓	↑	↑	↑	↓	↑	↓	↑	↑
Average share of investments devoted to EE	↑	↑	↓	↑	↑	↓	↑	↓	↓	↑	↑
	EU	AT	BE	DE	DK	FI	FR	IE	LU	NL	SE

Southern Europe						Central and Eastern Europe										US	
CY	EL	ES	IT	MT	PT	BG	CZ	EE	HR	HU	LT	LV	PL	RO	SI	SK	US
60	68	66	66	52	71	51	56	51	73	56	57	38	51	77	58	52	61
67	95	90	91	79	95	89	92	66	90	77	79	83	94	94	86	98	88
40	20	31	25	26	34	42	40	47	27	16	45	39	45	27	32	47	32
20	15	30	38	45	31	22	23	31	18	15	23	6	20	36	28	12	21
20	48	71	52	81	64	41	47	71	54	48	55	81	51	65	55	42	12
0	41	68	45	62	51	47	64	79	44	49	83	67	59	65	68	62	48
40	36	67	49	80	77	55	70	59	61	38	80	38	61	71	74	56	44
50	42	56	54	60	53	45	47	59	48	60	25	67	51	40	67	42	39
4	10	10	11	24	13	15	8	20	12	15	4	15	9	7	14	12	6
67	42	47	35	22	55	35	45	54	45	20	56	33	33	65	39	31	28
17	16	18	13	13	29	14	18	14	14	0	15	6	7	49	22	9	22
17	23	23	21	12	31	12	14	38	18	18	39	17	21	44	9	13	19
50	23	19	19	9	21	15	19	24	15	2	18	27	16	15	15	16	5
83	71	94	82	95	95	84	93	100	92	93	100	100	95	95	94	93	74
33	39	28	29	75	51	20	31	59	29	31	73	65	50	67	51	29	44
50	43	63	50	84	73	41	71	79	57	76	64	94	70	81	77	45	51
50	30	50	48	63	51	32	42	38	43	62	41	44	51	54	28	21	9
67	53	74	50	95	71	46	57	79	71	54	74	56	84	91	80	69	48
33	44	40	23	57	64	24	23	29	30	34	66	44	39	60	41	32	34

How to read

For a given variable, a cell's color shows how the corresponding country performs compared to the average EU value for the same variable.



↓	↑	↓	↑	↑	↓	↓	↑	↓	↑	↓	↓	↓	↓	↑	↑	↓	↓
↓	↑	↑	↑	↑	↑	↑	↑	↑	↑	↑	↑	↑	↑	↑	↑	↑	↑
↑	↑	↓	↑	↑	↑	↑	↑	↑	↓	↓	↓	↑	↓	↑	↑	↑	↓
↓	↓	↓	↑	↑	↓	↑	↑	↑	↓	↓	↑	↓	↓	↑	↑	↓	↑
↓	↓	↓	↓	↑	↑	↓	↓	↓	↓	↓	↑	↑	↓	↑	↓	↓	↓
↓	↑	↑	↓	↑	↑	↑	↑	↑	↑	↑	↑	↑	↑	↑	↑	↑	↑
↓	↓	↑	↓	↑	↑	↑	↑	↓	↑	↓	↑	↓	↑	↑	↑	↑	↓
↓	↓	↑	↑	↑	↓	↑	↓	↓	↓	↑	↓	↑	↑	↑	↓	↓	↑
↓	↑	↓	↓	↑	↑	↑	↑	↓	↑	↑	↓	↑	↓	↓	↑	↑	↓
CY	EL	ES	IT	MT	PT	BG	CZ	EE	HR	HU	LT	LV	PL	RO	SI	SK	US

The graph shows the variation between 2022 and 2021.

- ↑ Increase from EIBIS 2021
- ↓ Decrease from EIBIS 2021

Except for the first three lines of arrows, for which colors are reversed.

SMEs

Comparison across EU countries

	EU	Northern and Western Europe									
		AT	BE	DE	DK	FI	FR	IE	LU	NL	SE
Firms facing physical risks (in %)	53	64	46	59	35	51	51	66	42	48	49
Firms facing energy cost concerns (in %)	82	82	85	86	68	70	78	94	82	67	71
Firms perceiving transition as a risk (in %)	31	30	33	38	25	27	31	34	38	26	33
Firms perceiving transition as an opportunity (in %)	24	33	23	25	38	31	24	26	19	31	35
Firms that have set a climate target (in %)	26	27	30	22	24	24	27	18	29	23	47
Firms investing in climate (in %)	44	51	41	56	50	67	29	25	23	68	47
Firms planning to invest in climate (in %)	43	55	45	47	55	62	33	47	37	44	52
Firms investing in energy efficiency (EE) (in %)	31	38	33	38	43	43	19	44	33	30	37
Average share of investments devoted to EE (in %)	9	9	10	10	10	10	9	9	12	8	11
Firms investing in any adaptation (in %)	25	35	26	29	22	33	24	20	35	23	26
Firms with an adaptation strategy (in %)	10	19	11	12	13	11	11	10	16	7	14
Firms with an adaptation measure (in %)	14	24	17	19	15	27	13	9	21	15	15
Firms investing in insurance (in %)	9	7	5	10	2	7	4	6	11	5	4
Firms investing in any mitigation (in %)	81	91	94	87	87	93	72	91	89	88	88
Firms investing in green technologies/products (in %)	28	38	47	33	39	47	13	39	24	47	30
Firms that have invested in energy efficiency (in %)	46	64	63	57	54	57	27	66	36	58	51
Firms engaging in renewable energy generation (in %)	31	52	52	35	25	28	13	33	19	40	36
Firms engaging in waste recycling (in %)	59	66	78	57	69	87	54	74	81	64	70
Firms with green transportation systems (in %)	35	47	58	46	41	50	24	30	42	49	57

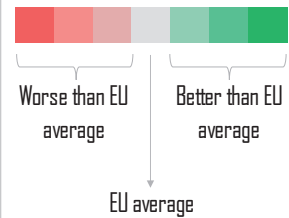
Comparison with EIBIS 2021

Firms facing physical risks	↓	↑	↑	↑	↓	↓	↓	↑	↓	↑	↑
Firms facing energy cost concerns	↑	↑	↑	↑	↑	↑	↑	↑	↑	↑	↑
Firms perceiving transition as a risk	↑	↑	↑	↓	↓	↑	↑	↑	↑	↑	↑
Firms perceiving transition as an opportunity	↓	↑	↓	↑	↑	↑	↓	↓	↓	↓	↑
Firms that have set a climate target	↓	↑	↓	↑	↓	↓	↓	↑	↓	↓	↑
Firms investing in climate	↑	↑	↓	↑	↑	↑	↑	↑	↓	↑	↑
Firms planning to invest in climate	↑	↑	↓	↑	↑	↑	↓	↑	↓	↓	↑
Firms investing in energy efficiency (EE)	↑	↑	↑	↑	↑	↑	↑	↑	↑	↑	↑
Average share of investments devoted to EE	↑	↑	↑	↑	↑	↑	↑	↑	↑	↑	↑
	EU	AT	BE	DE	DK	FI	FR	IE	LU	NL	SE

Southern Europe						Central and Eastern Europe										US	
CY	EL	ES	IT	MT	PT	BG	CZ	EE	HR	HU	LT	LV	PL	RO	SI	SK	US
50	49	56	54	48	60	39	35	51	46	44	53	42	43	61	52	38	54
95	96	86	87	62	86	86	88	72	89	58	67	96	88	85	83	86	78
25	20	26	24	24	28	34	36	37	20	32	42	32	36	31	30	28	32
22	20	21	22	21	24	11	13	16	17	14	16	17	14	19	12	13	19
25	20	39	26	26	29	15	17	27	25	38	14	24	28	27	21	19	12
16	19	39	31	42	43	25	44	44	22	34	49	31	41	44	44	43	31
27	18	43	33	47	61	35	45	42	41	44	65	34	46	63	61	29	36
16	15	31	22	30	33	22	19	29	26	35	18	29	28	29	35	22	28
5	6	9	6	14	8	9	7	10	7	12	3	10	12	10	10	11	7
46	26	19	20	36	32	25	23	35	21	22	29	35	21	33	23	23	30
12	11	6	5	11	15	6	9	9	6	8	10	10	4	22	8	5	17
18	11	7	7	18	15	7	5	20	9	14	17	19	12	18	3	11	18
36	19	9	13	19	15	14	11	12	8	8	9	15	10	19	12	9	13
76	53	74	71	82	90	61	70	81	79	81	81	72	85	91	85	72	78
25	23	15	17	36	28	8	16	32	19	22	31	25	33	51	30	18	31
27	26	39	34	35	43	20	38	46	32	56	28	41	40	51	43	30	49
23	14	27	26	33	40	19	20	23	20	51	19	13	41	31	19	17	15
64	38	51	46	65	75	26	47	57	63	48	58	38	70	82	69	59	62
20	15	20	19	32	41	16	16	32	21	37	41	23	22	44	28	14	23

How to read

For a given variable, a cell's color shows how the corresponding country performs compared to the average EU value for the same variable.



↓	↓	↓	↓	↑	↓	↓	↓	↑	↓	↓	↓	↓	↓	↓	↑	↓	↓	
↑	↑	↑	↑	↑	↑	↑	↑	↑	↑	↑	↑	↑	↑	↑	↑	↑	↑	↑
↑	↑	↑	↑	↓	↑	↑	↑	↑	↓	↓	↑	↓	↓	↑	↑	↑	↓	
↓	↓	↓	↑	↓	↓	↑	↑	↓	↓	↑	↓	↑	↓	↓	↓	↓	↓	
↓	↓	↓	↓	↓	↓	↓	↓	↓	↓	↓	↓	↓	↓	↑	↓	↓	↓	
↑	↑	↑	↑	↓	↑	↑	↑	↑	↑	↑	↑	↑	↑	↑	↑	↑	↑	
↓	↓	↑	↓	↑	↑	↑	↑	↑	↑	↑	↑	↑	↑	↑	↑	↓	↑	
↑	↑	↑	↓	↑	↑	↑	↓	↑	↓	↑	↑	↑	↑	↑	↓	↓	↑	
↑	↑	↓	↓	↑	↑	↓	↓	↑	↓	↓	↓	↓	↑	↑	↓	↓	↑	
CY	EL	ES	IT	MT	PT	BG	CZ	EE	HR	HU	LT	LV	PL	RO	SI	SK	US	

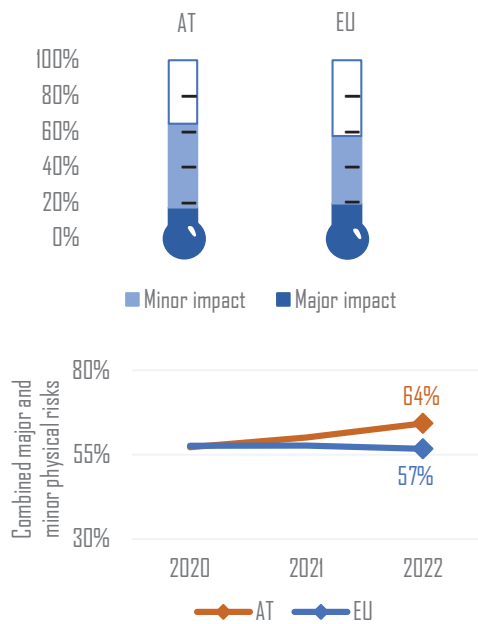
The graph shows the variation between 2022 and 2021.

- ↑ Increase from EIBIS 2021
- ↓ Decrease from EIBIS 2021

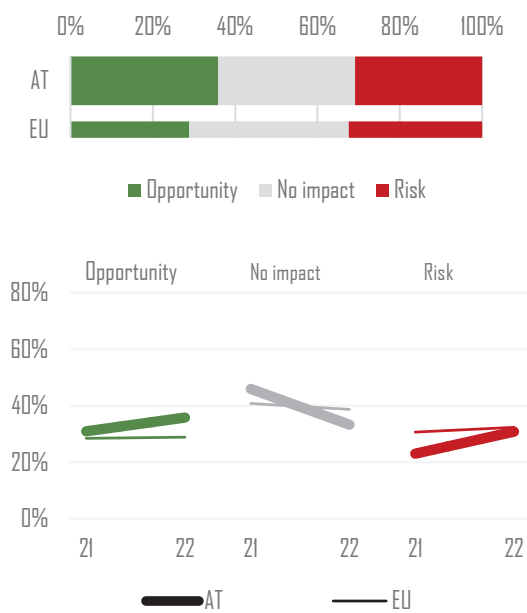
Except for the first three lines of arrows, for which colors are reversed.

ANNEX 2 – COUNTRY DASHBOARDS


How many firms feel exposed to physical risks?



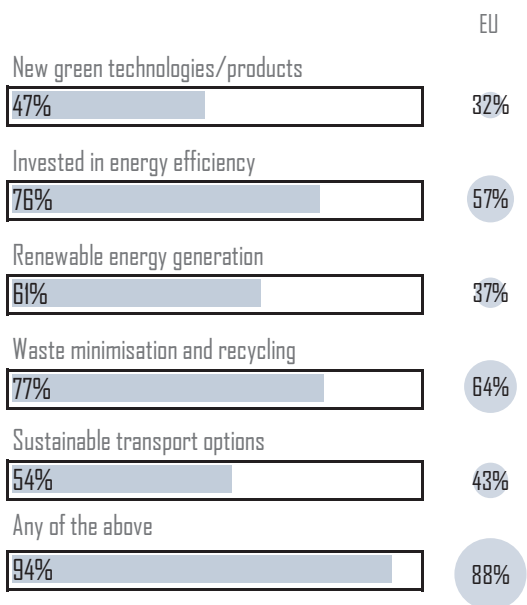
How do firms perceive the climate transition?



What adaptation measures are firms implementing?

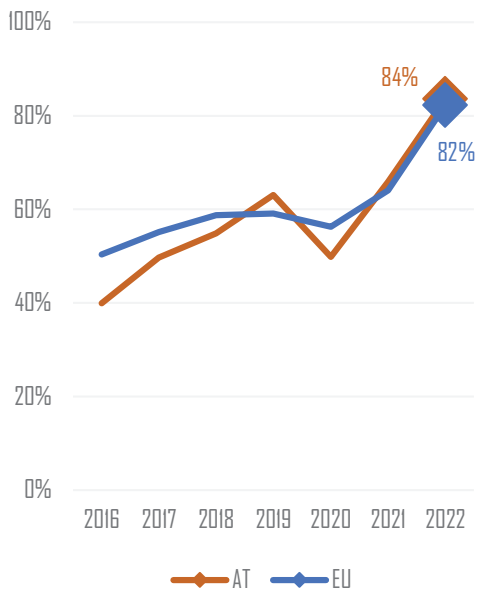


What mitigation measures are firms implementing?

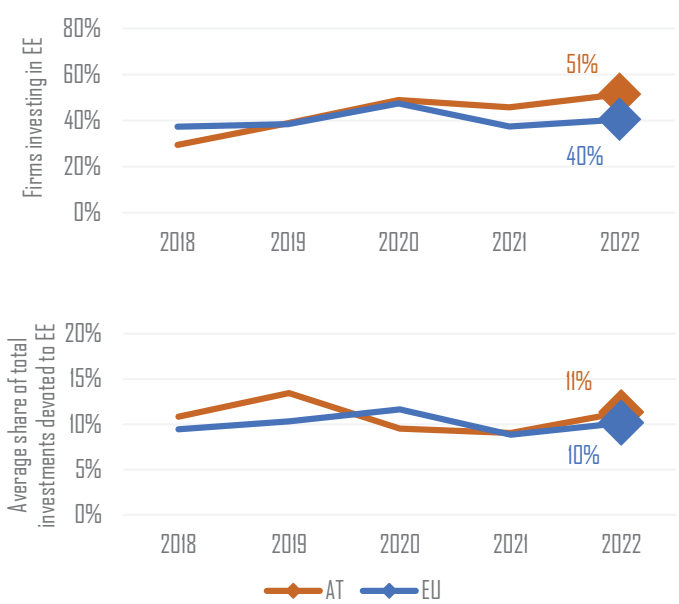


Austria

How many firms are concerned about energy costs?



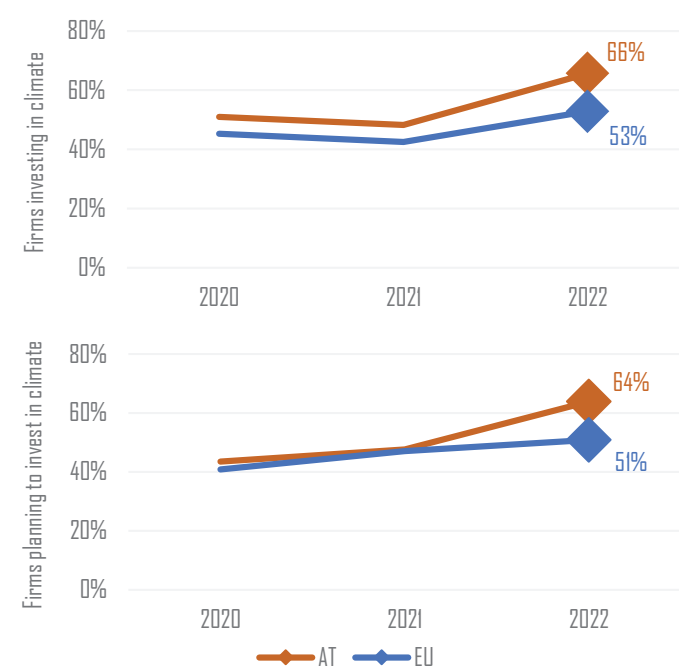
How important are energy efficiency (EE) measures to firms?



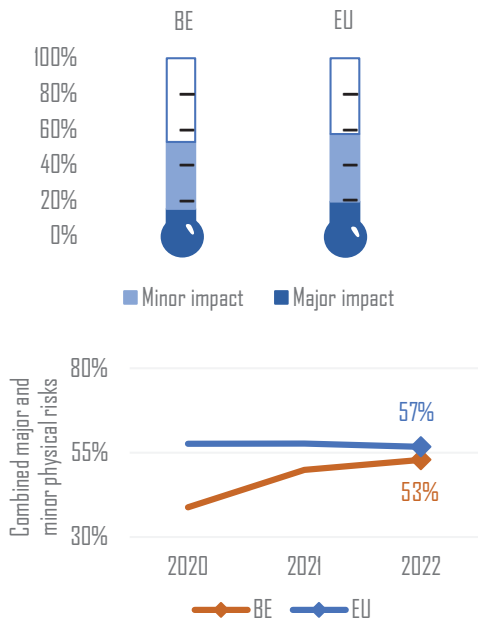
How many firms have set climate targets?



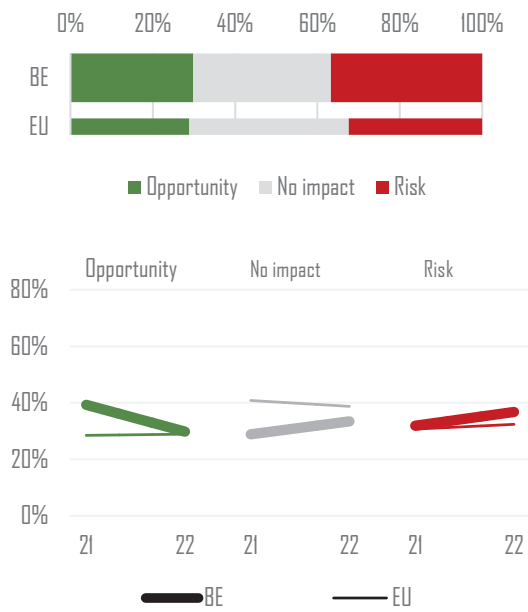
How many firms are investing or planning to invest in climate action?



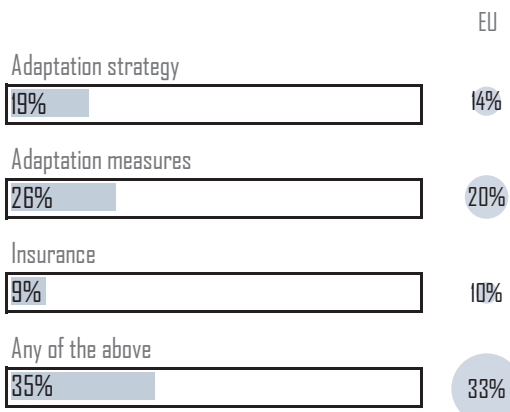
How many firms feel exposed to physical risks?



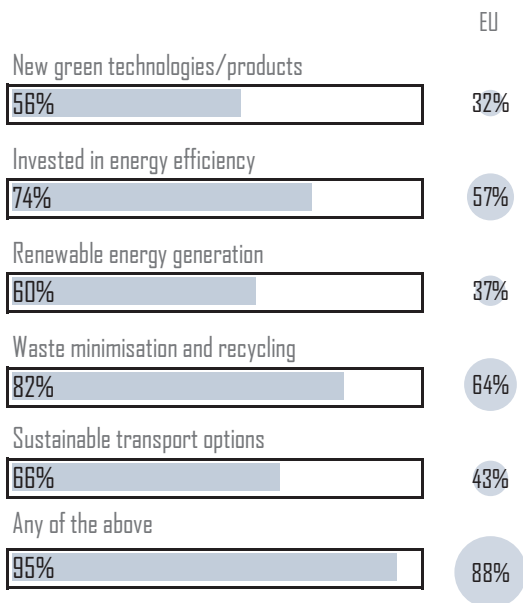
How do firms perceive the climate transition?



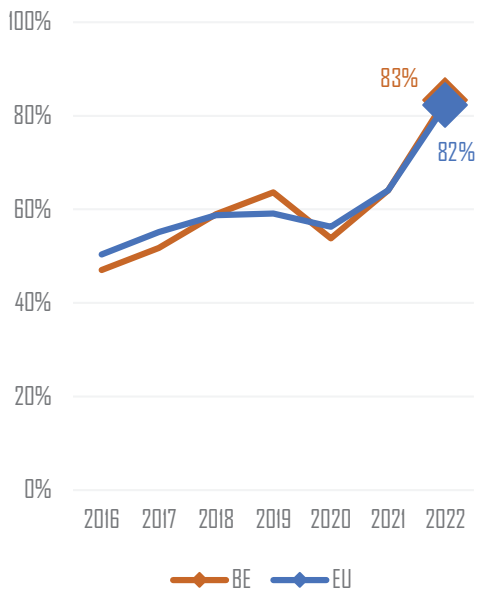
What adaptation measures are firms implementing?



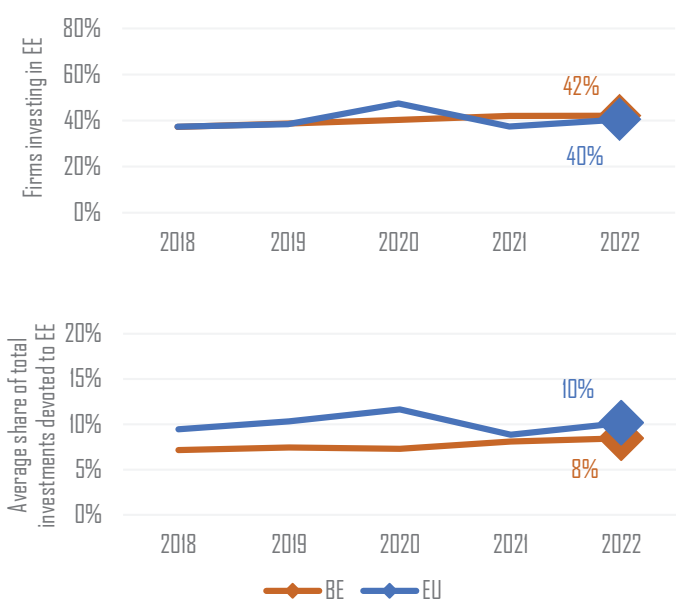
What mitigation measures are firms implementing?



How many firms are concerned about energy costs?



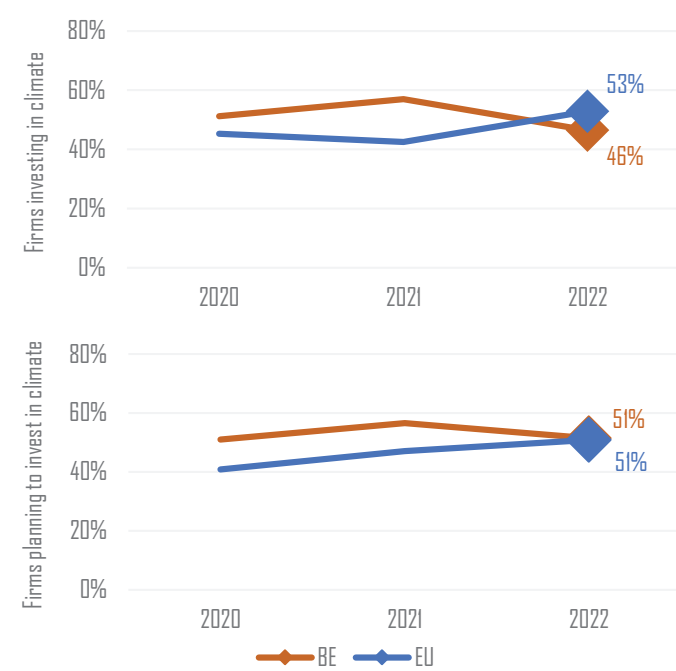
How important are energy efficiency (EE) measures to firms?



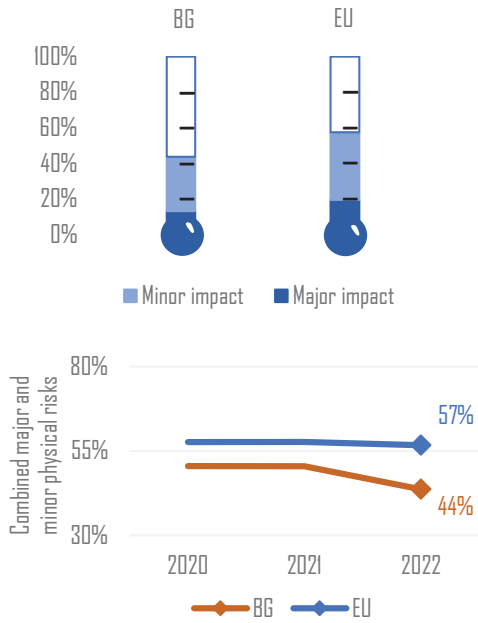
How many firms have set climate targets?



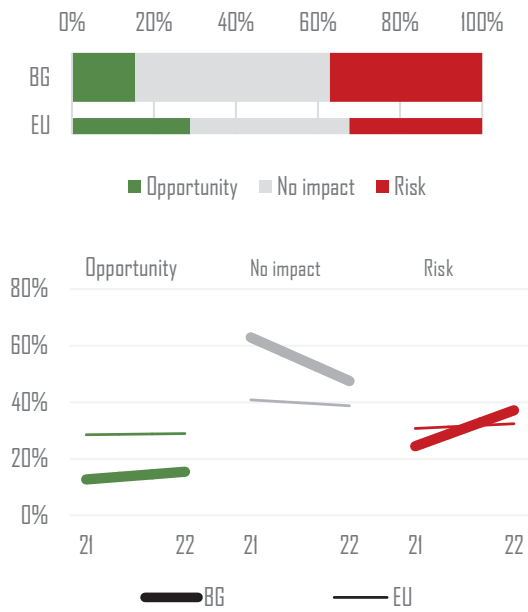
How many firms are investing or planning to invest in climate action?




How many firms feel exposed to physical risks?




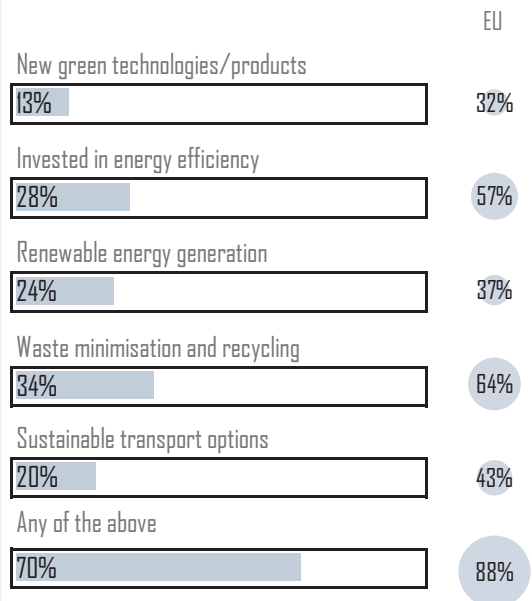
How do firms perceive the climate transition?



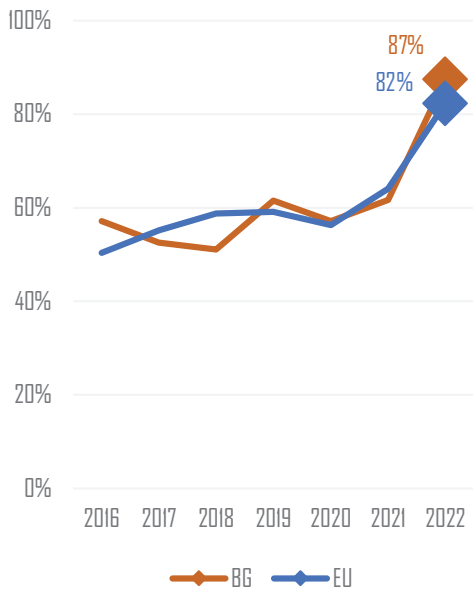
What adaptation measures are firms implementing?



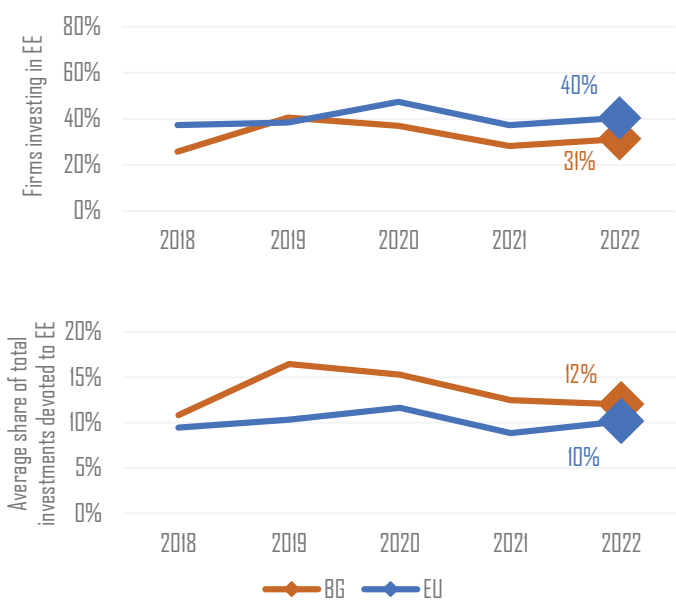
What mitigation measures are firms implementing?



How many firms are concerned about energy costs?



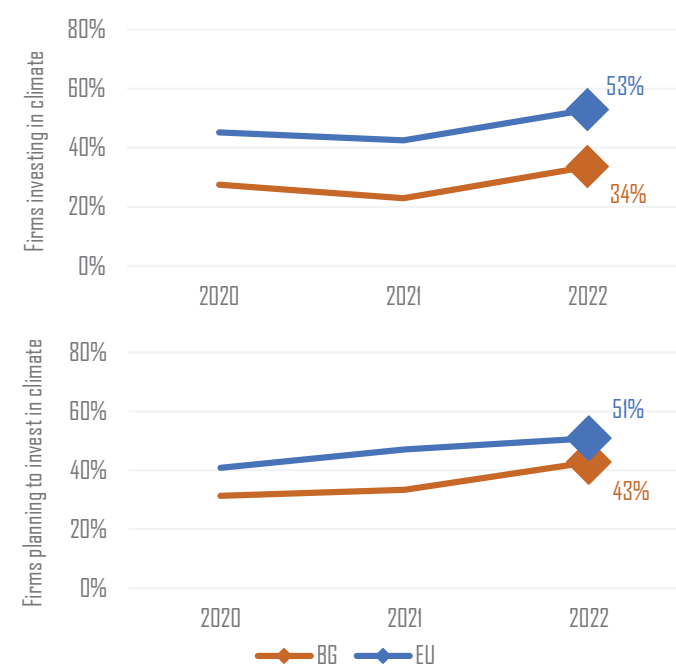
How important are energy efficiency (EE) measures to firms?



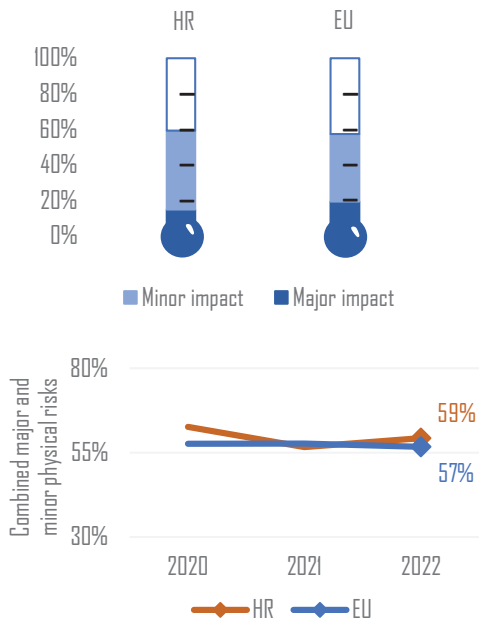
How many firms have set climate targets?



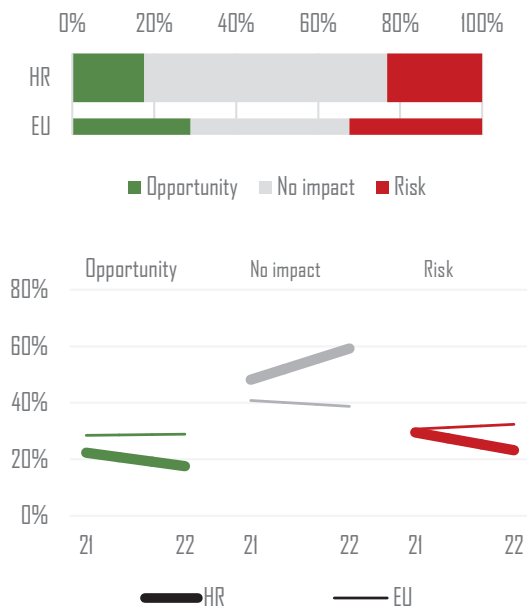
How many firms are investing or planning to invest in climate action?




How many firms feel exposed to physical risks?



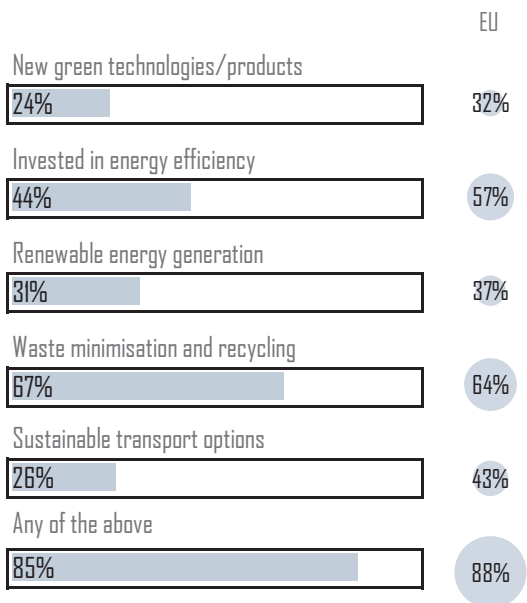
How do firms perceive the climate transition?



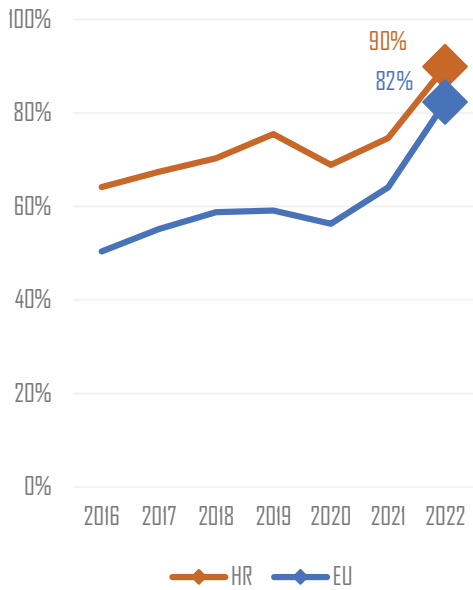
What adaptation measures are firms implementing?



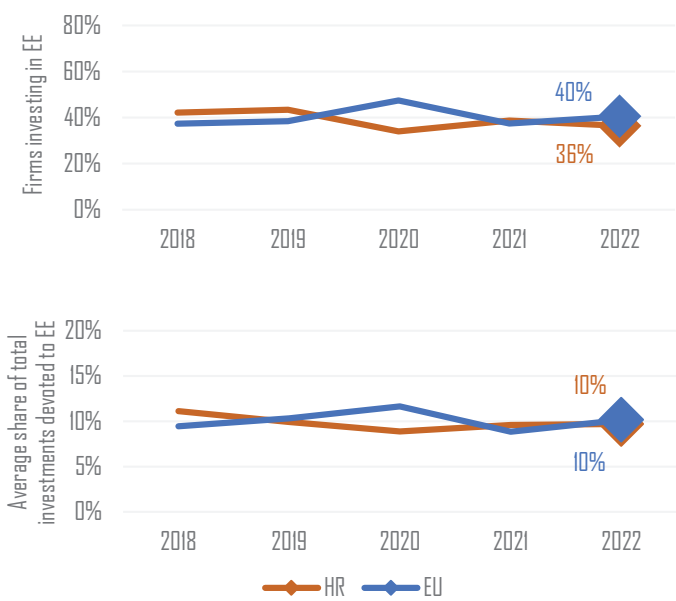
What mitigation measures are firms implementing?



How many firms are concerned about energy costs?



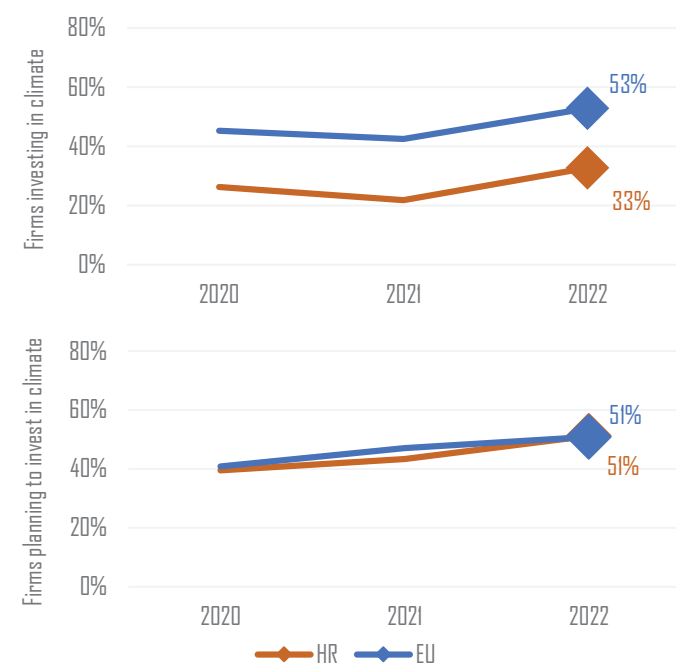
How important are energy efficiency (EE) measures to firms?



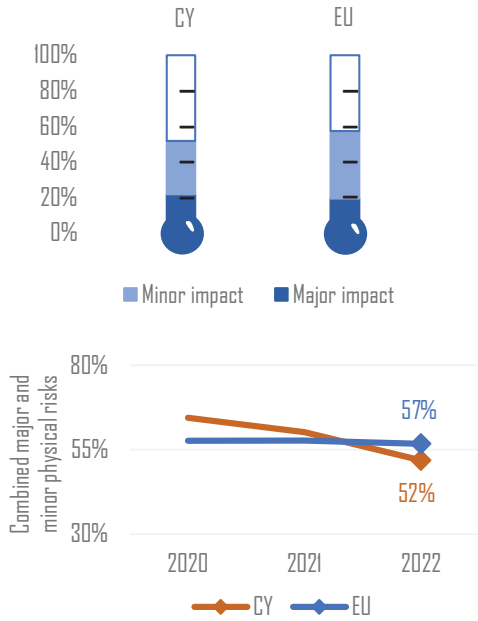
How many firms have set climate targets?



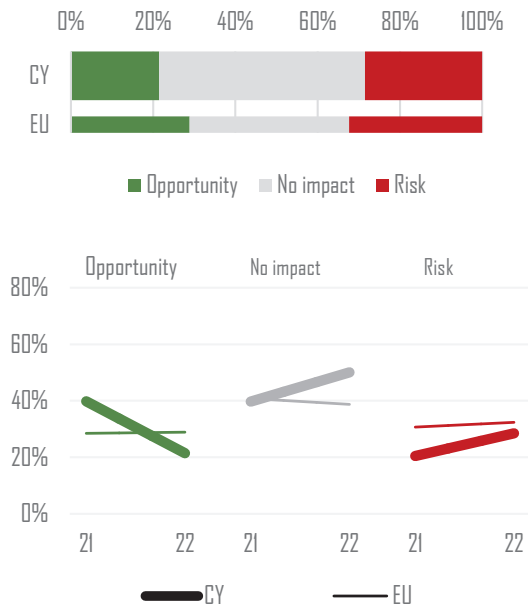
How many firms are investing or planning to invest in climate action?



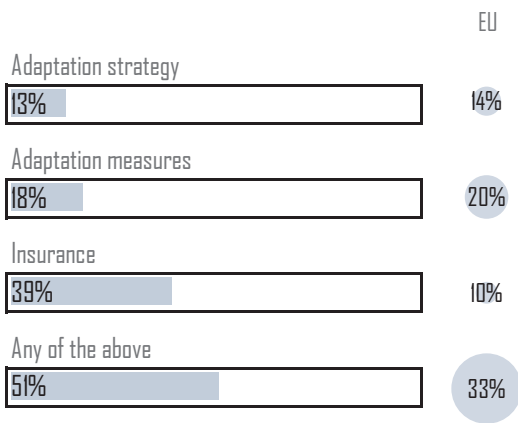
How many firms feel exposed to physical risks?



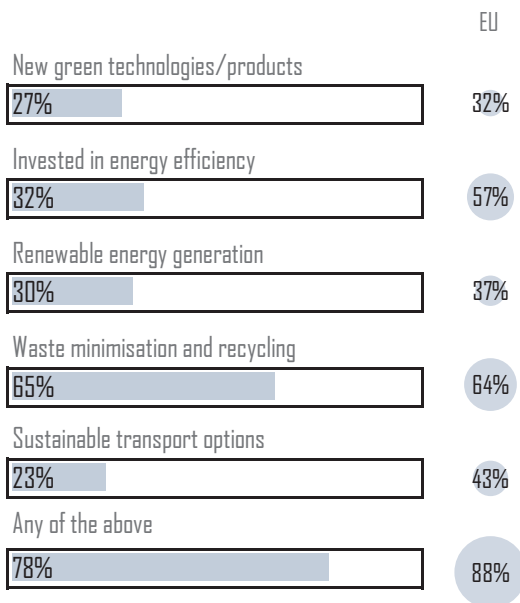
How do firms perceive the climate transition?



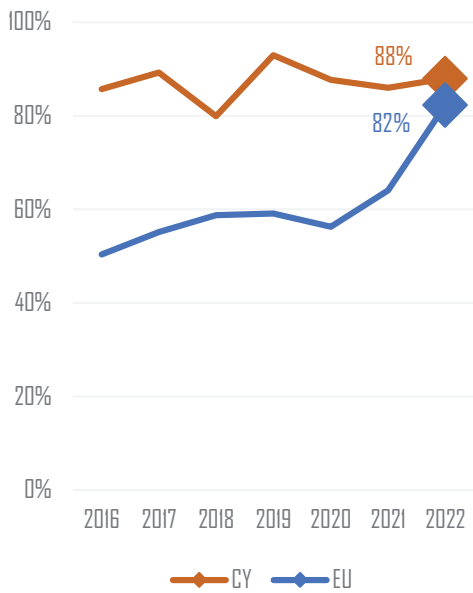
What adaptation measures are firms implementing?



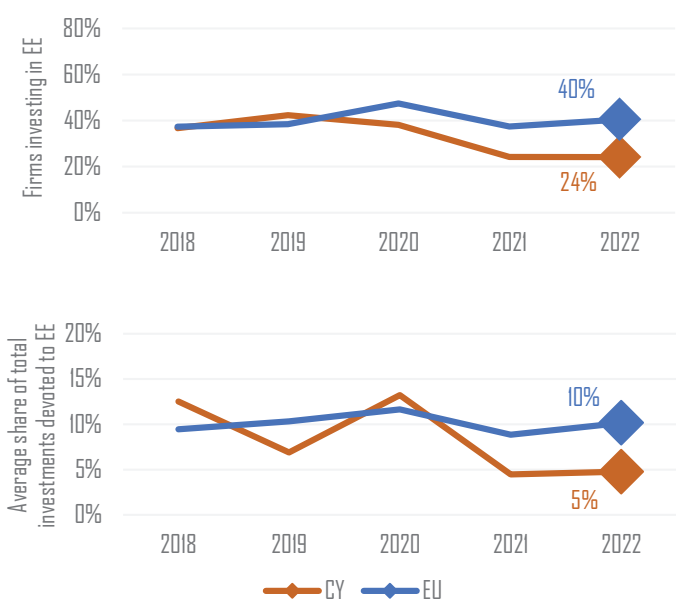
What mitigation measures are firms implementing?



How many firms are concerned about energy costs?



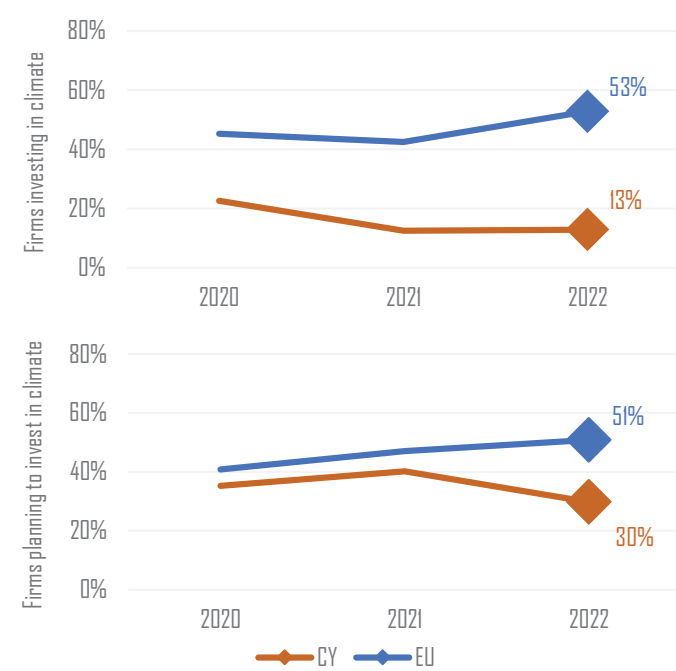
How important are energy efficiency (EE) measures to firms?



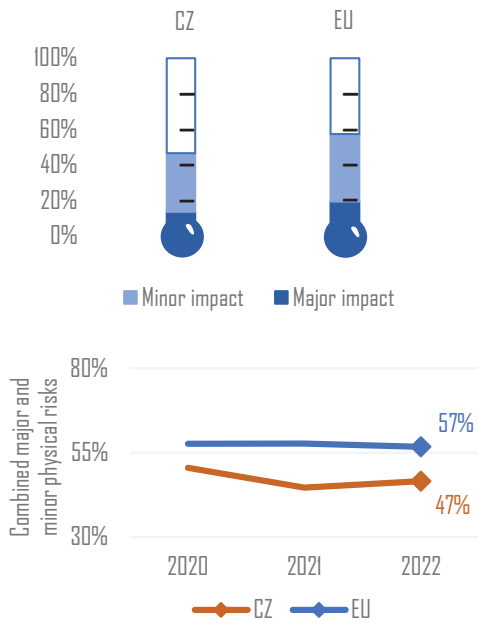
How many firms have set climate targets?



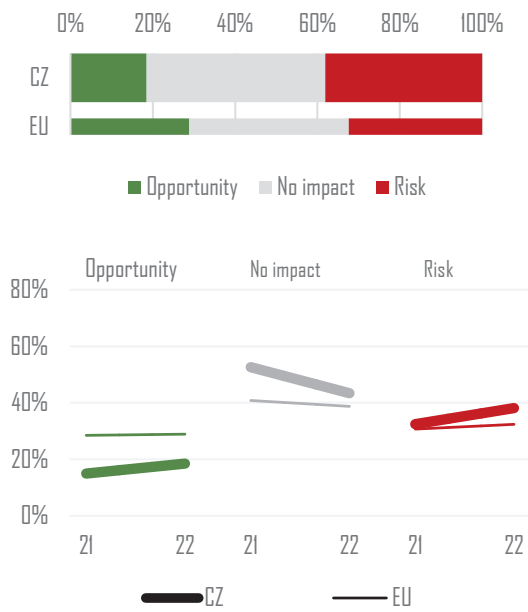
How many firms are investing or planning to invest in climate action?



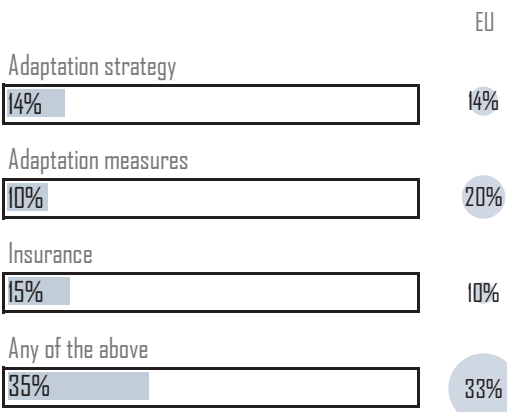
How many firms feel exposed to physical risks?



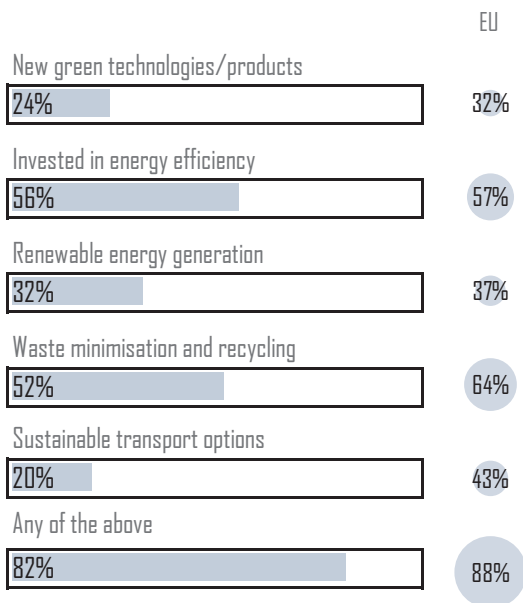
How do firms perceive the climate transition?



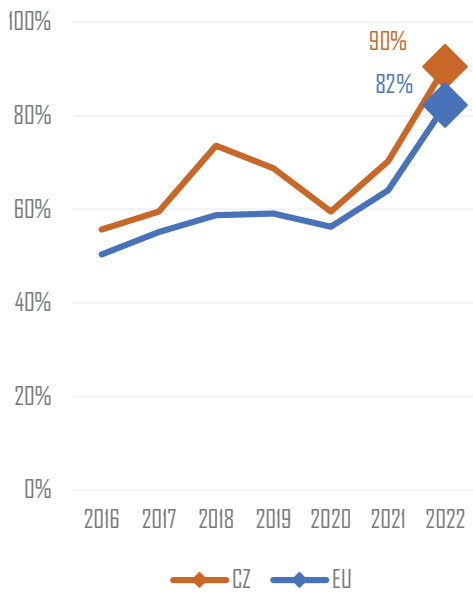
What adaptation measures are firms implementing?



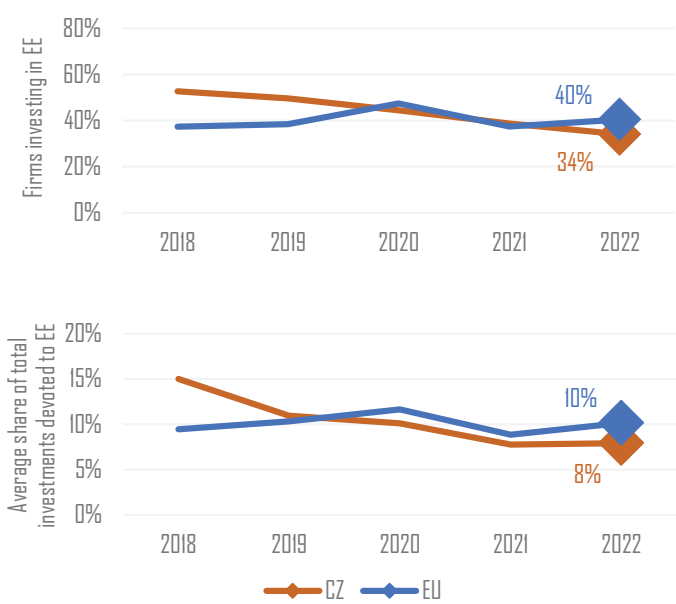
What mitigation measures are firms implementing?



How many firms are concerned about energy costs?



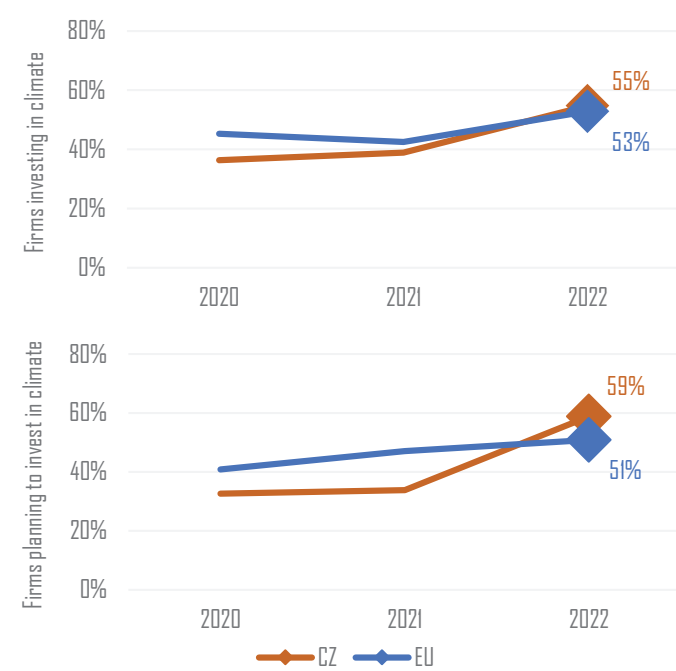
How important are energy efficiency (EE) measures to firms?



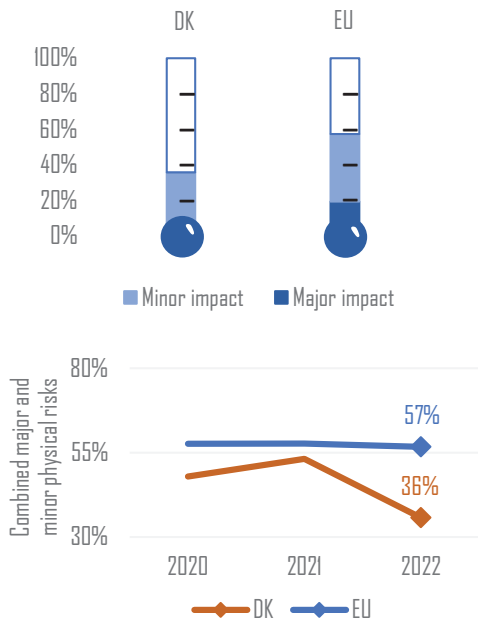
How many firms have set climate targets?



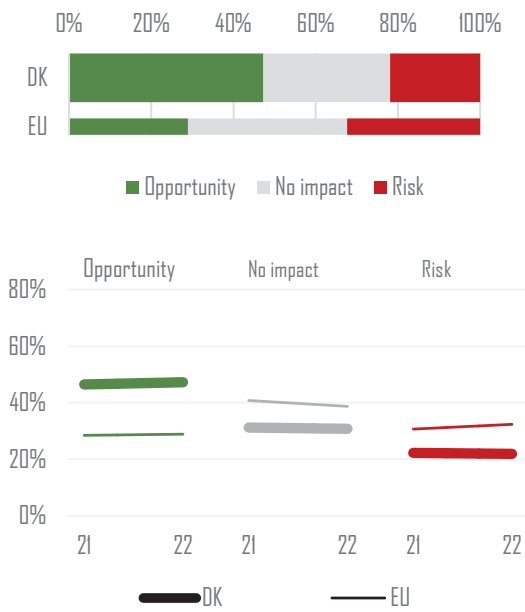
How many firms are investing or planning to invest in climate action?




How many firms feel exposed to physical risks?



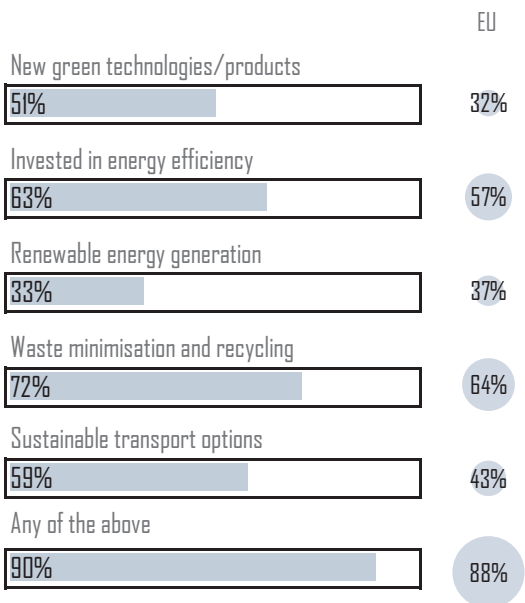
How do firms perceive the climate transition?



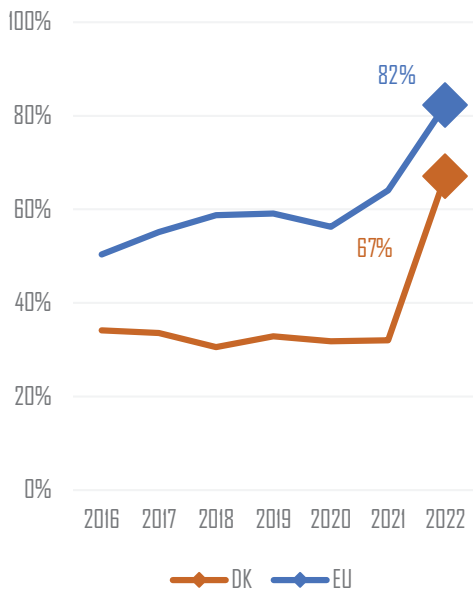
What adaptation measures are firms implementing?



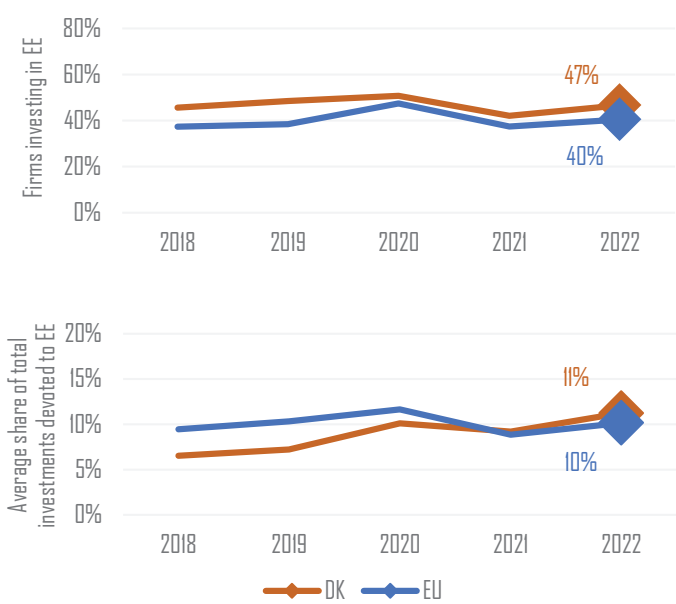
What mitigation measures are firms implementing?



How many firms are concerned about energy costs?



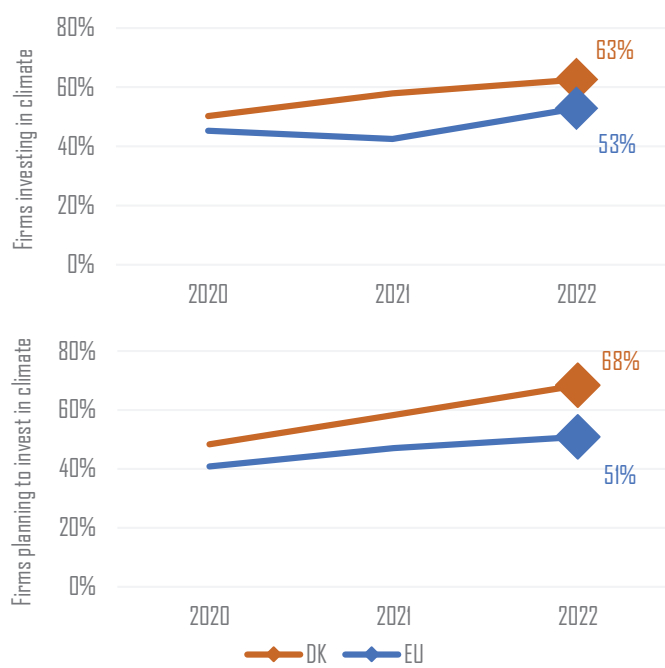
How important are energy efficiency (EE) measures to firms?



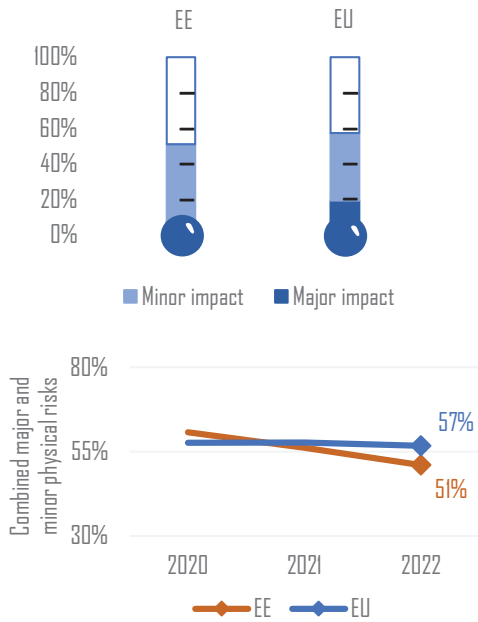
How many firms have set climate targets?



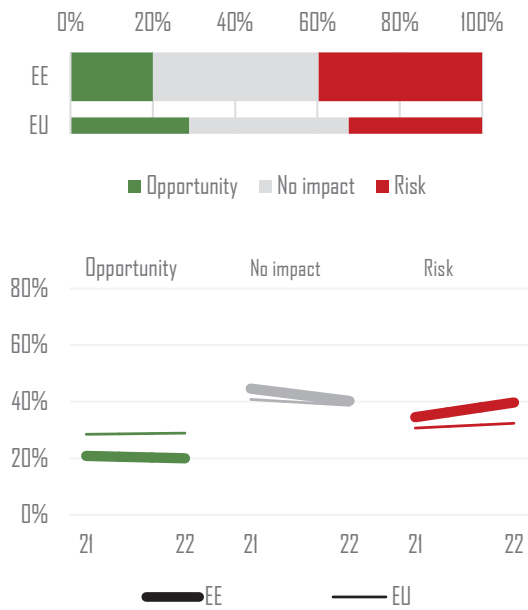
How many firms are investing or planning to invest in climate action?



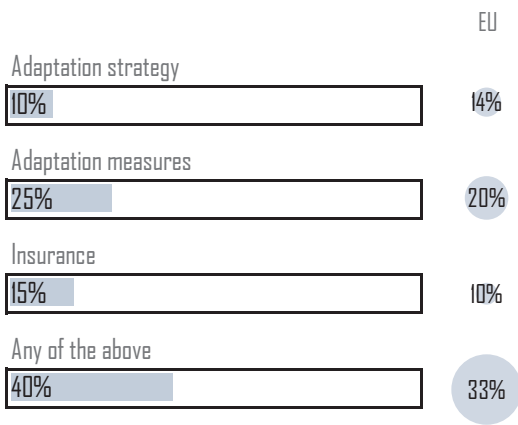
How many firms feel exposed to physical risks?



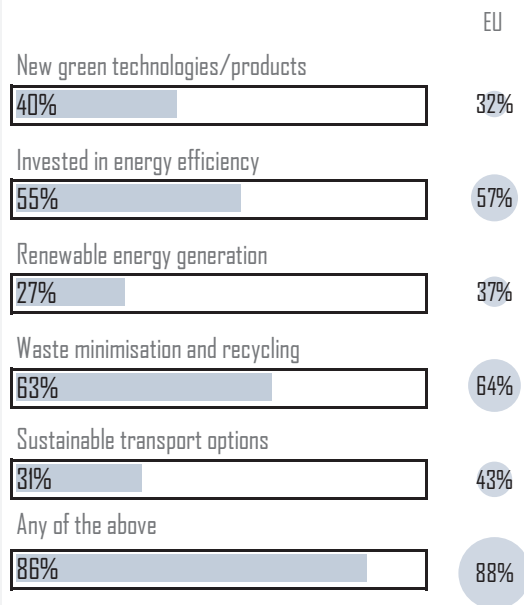
How do firms perceive the climate transition?



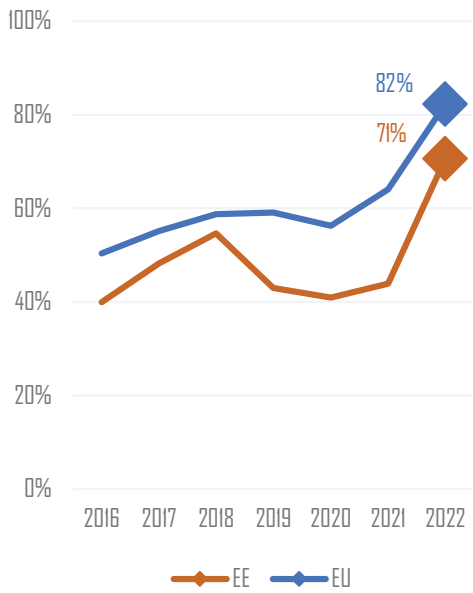
What adaptation measures are firms implementing?



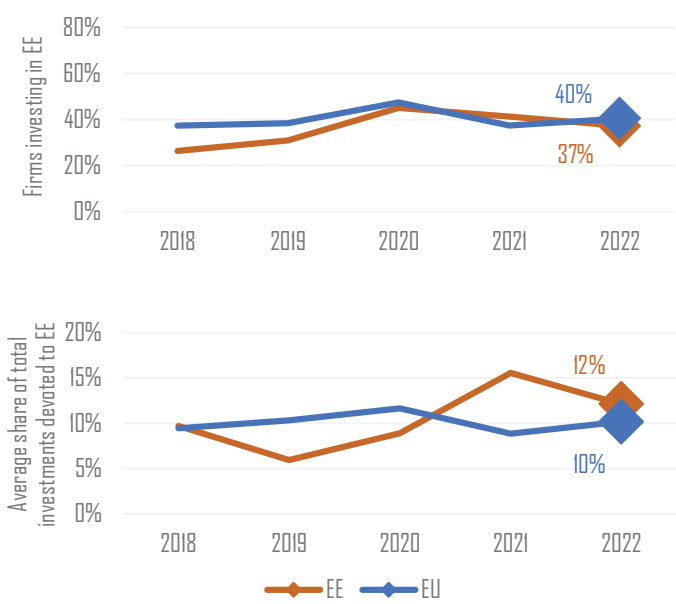
What mitigation measures are firms implementing?



How many firms are concerned about energy costs?



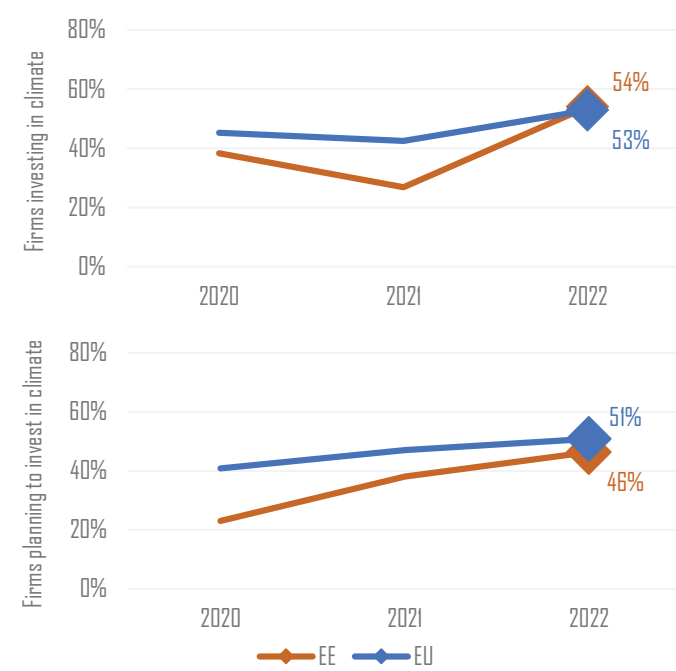
How important are energy efficiency (EE) measures to firms?



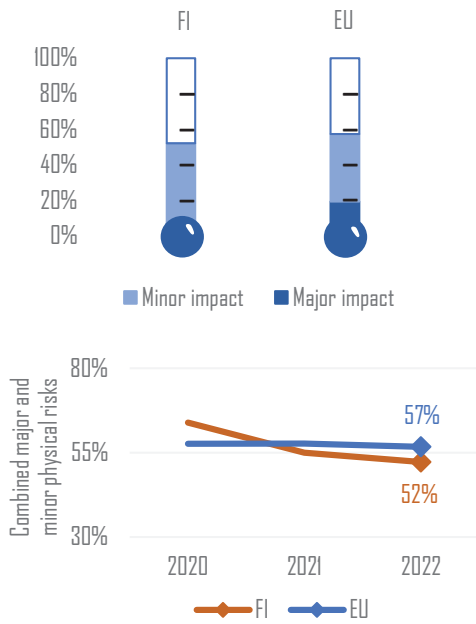
How many firms have set climate targets?



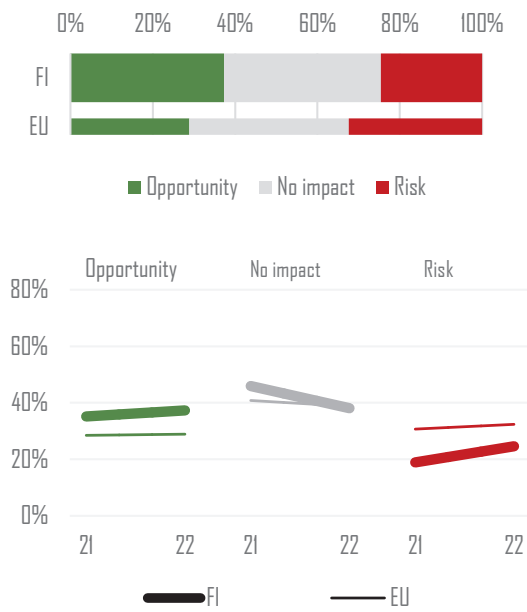
How many firms are investing or planning to invest in climate action?




How many firms feel exposed to physical risks?



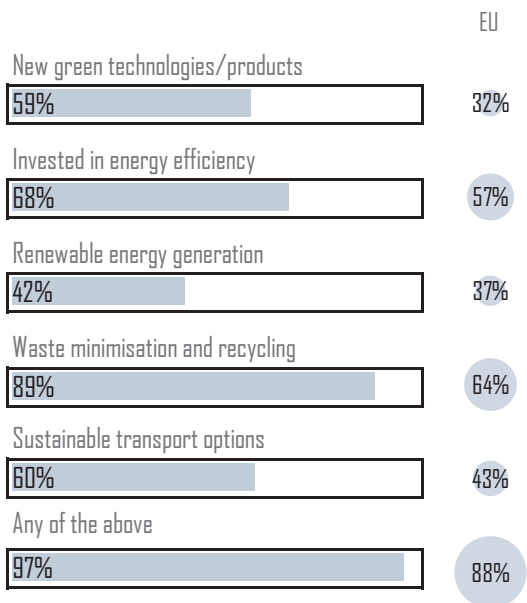
How do firms perceive the climate transition?



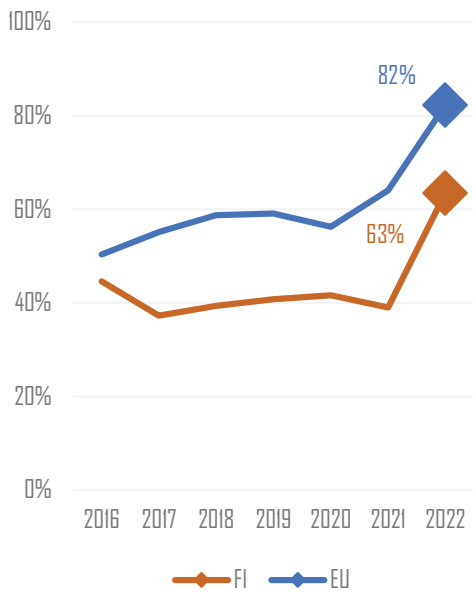
What adaptation measures are firms implementing?



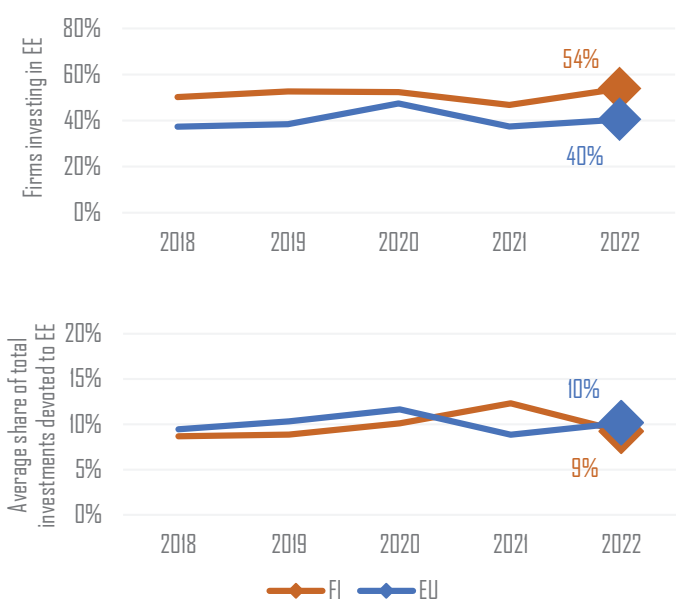
What mitigation measures are firms implementing?



How many firms are concerned about energy costs?



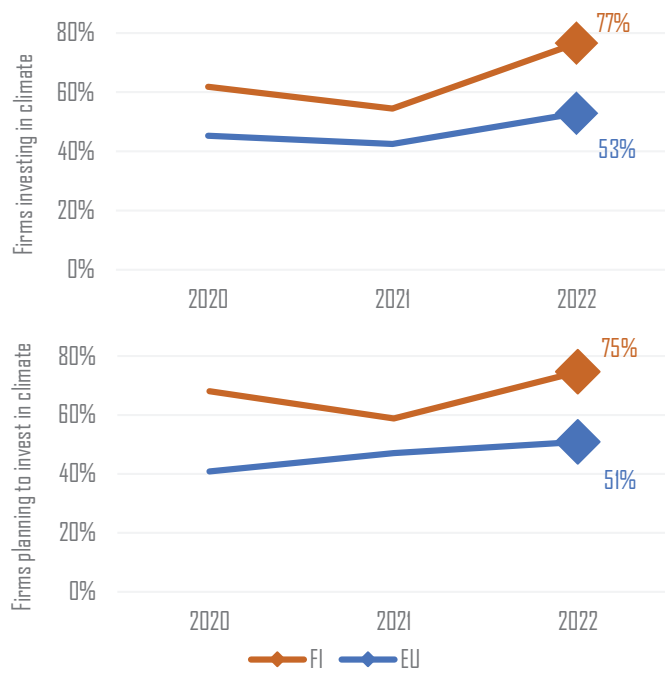
How important are energy efficiency (EE) measures to firms?



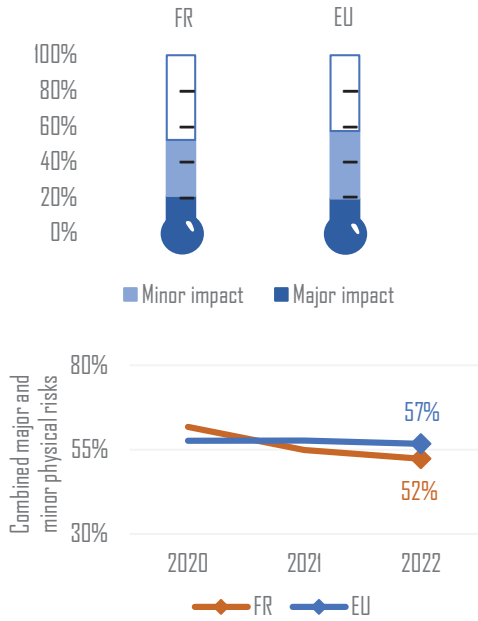
How many firms have set climate targets?



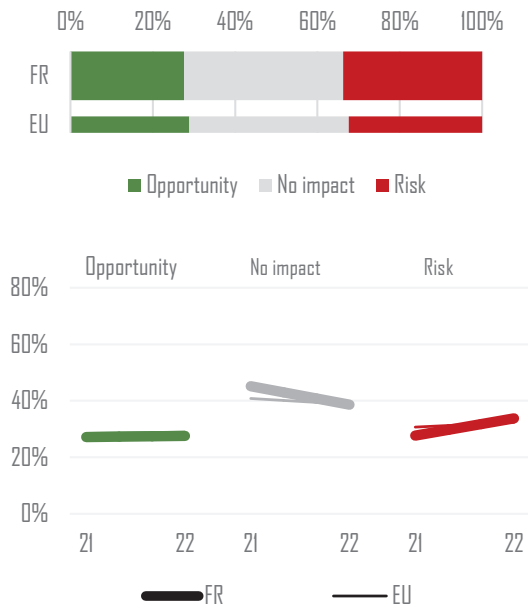
How many firms are investing or planning to invest in climate action?




How many firms feel exposed to physical risks?



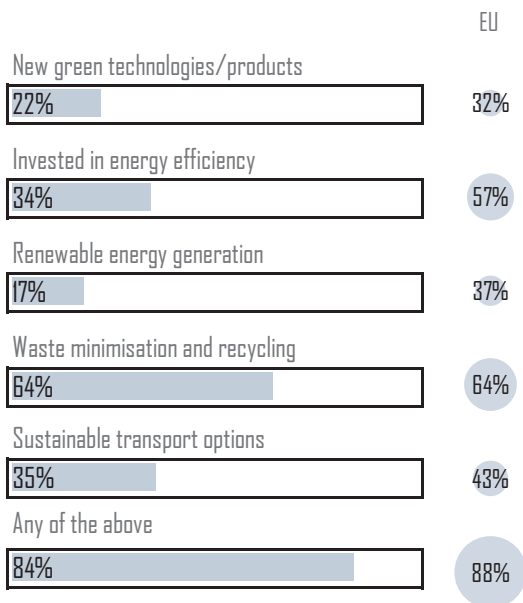
How do firms perceive the climate transition?



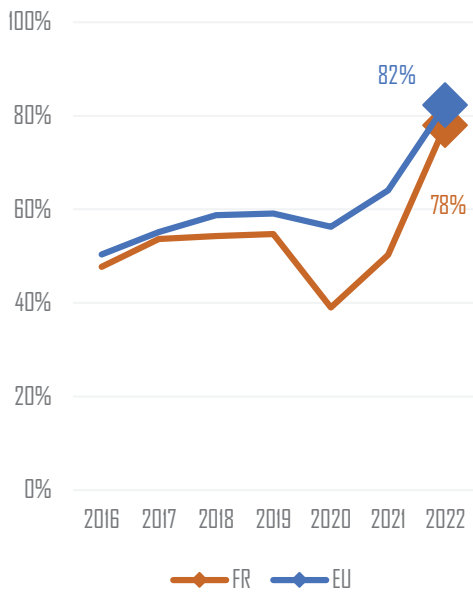
What adaptation measures are firms implementing?



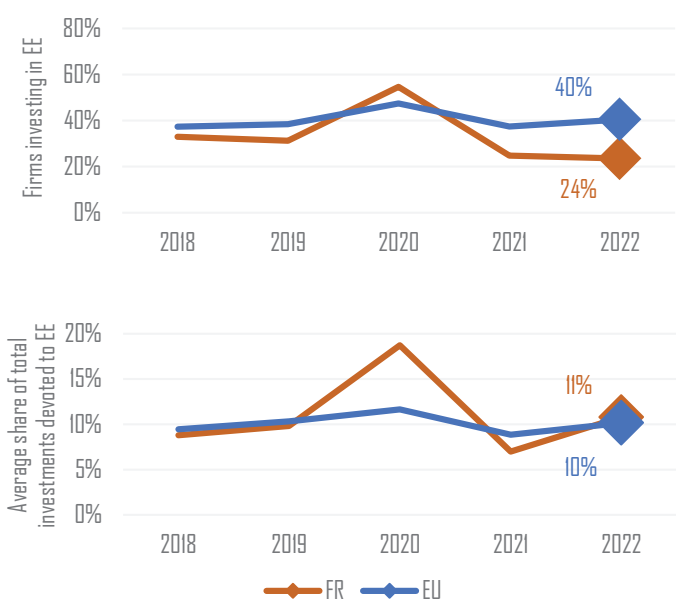
What mitigation measures are firms implementing?



How many firms are concerned about energy costs?



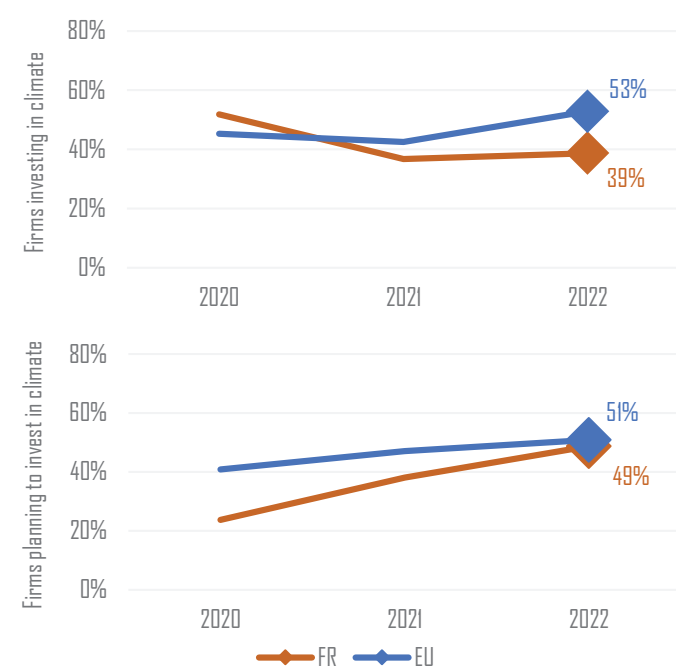
How important are energy efficiency (EE) measures to firms?



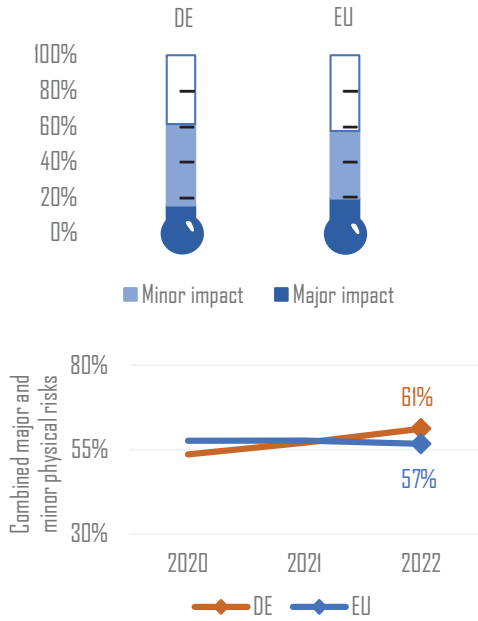
How many firms have set climate targets?



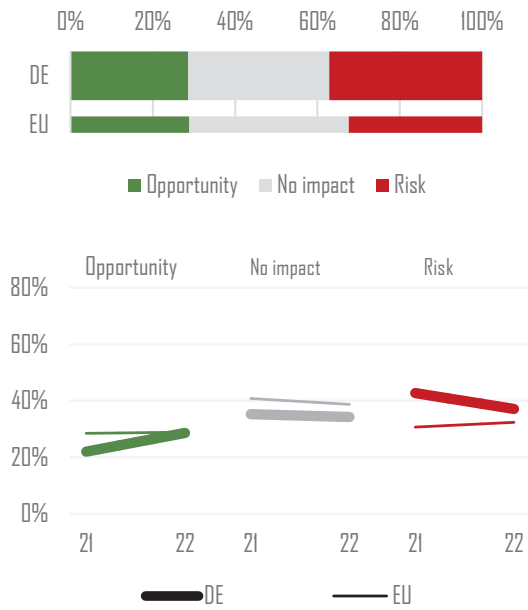
How many firms are investing or planning to invest in climate action?



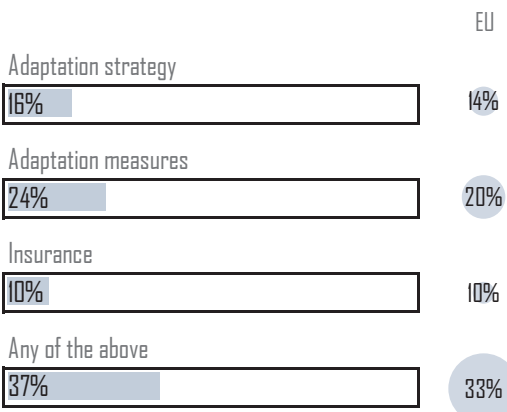
How many firms feel exposed to physical risks?



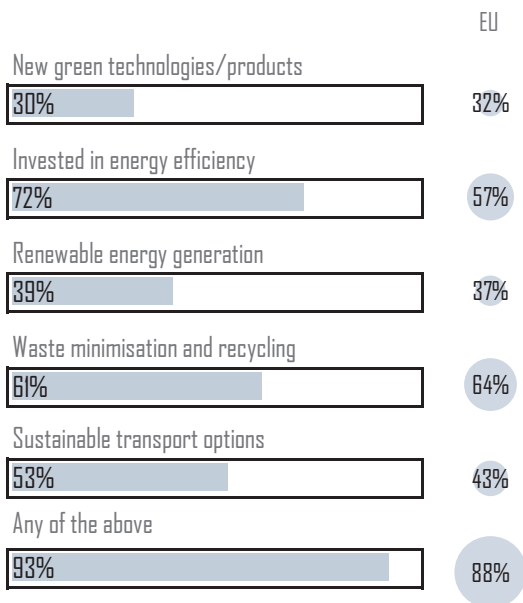
How do firms perceive the climate transition?



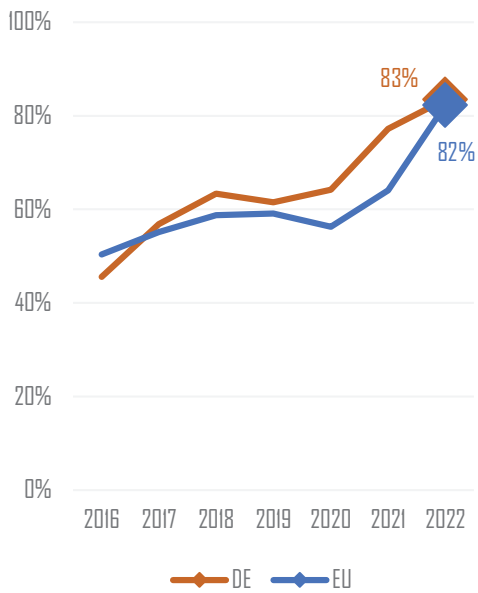
What adaptation measures are firms implementing?



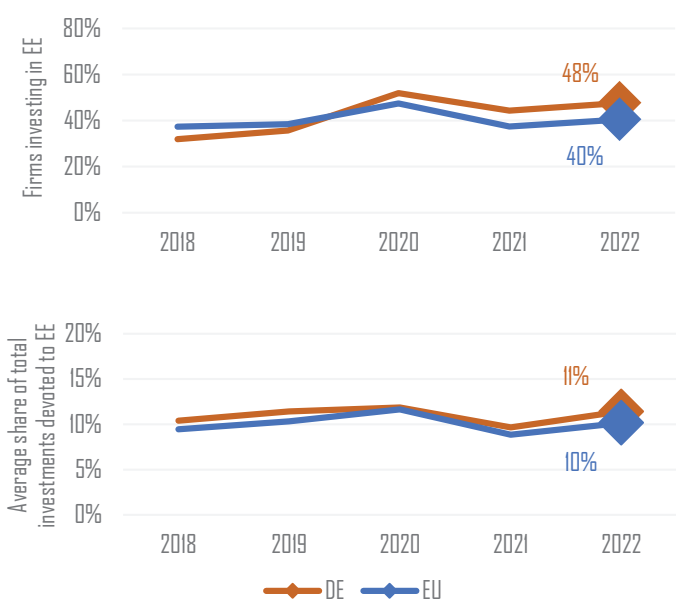
What mitigation measures are firms implementing?



How many firms are concerned about energy costs?



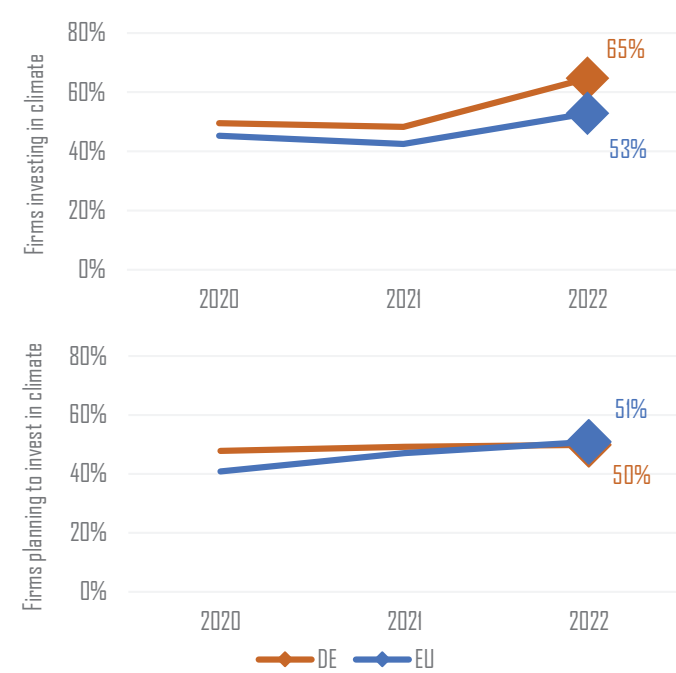
How important are energy efficiency (EE) measures to firms?



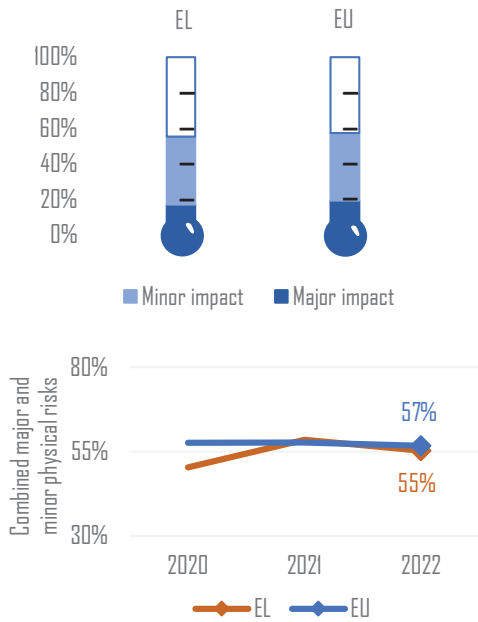
How many firms have set climate targets?



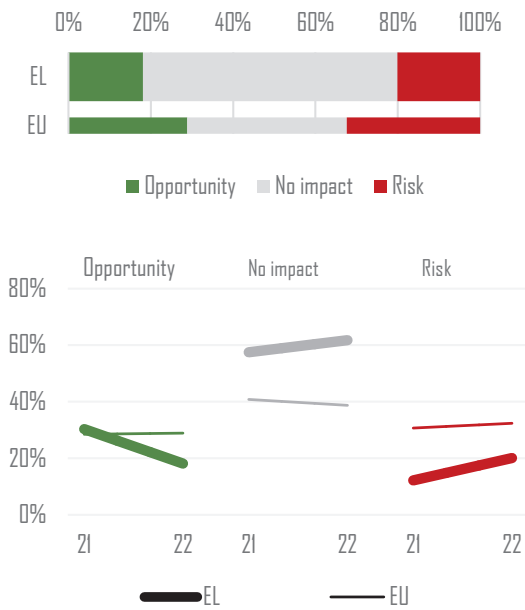
How many firms are investing or planning to invest in climate action?



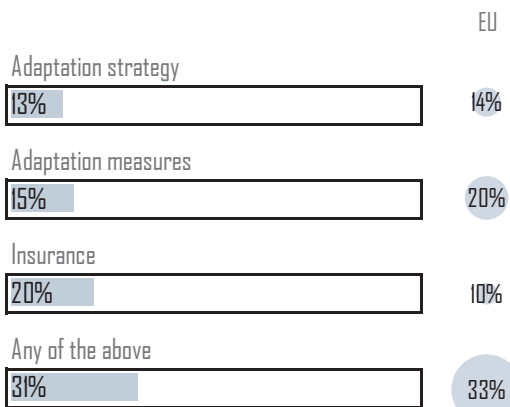
How many firms feel exposed to physical risks?



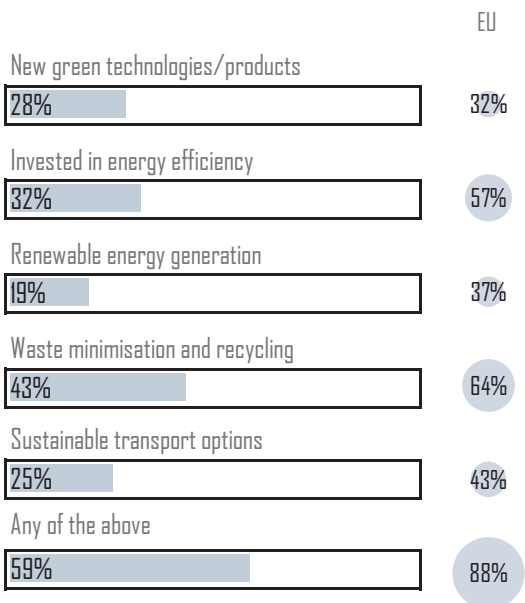
How do firms perceive the climate transition?



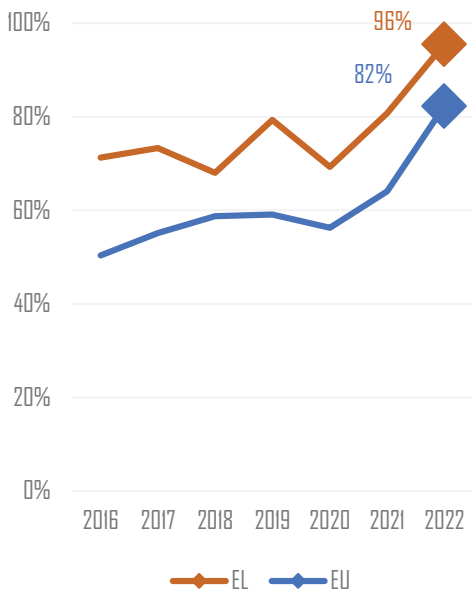
What adaptation measures are firms implementing?



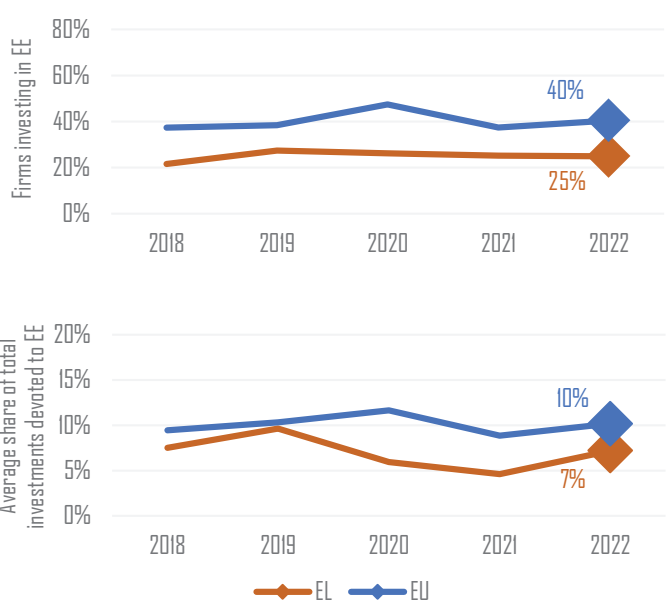
What mitigation measures are firms implementing?



How many firms are concerned about energy costs?



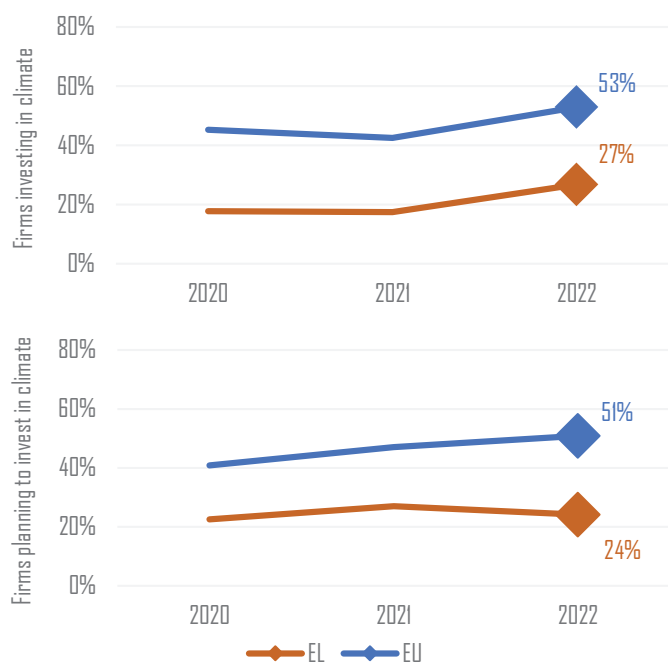
How important are energy efficiency (EE) measures to firms?



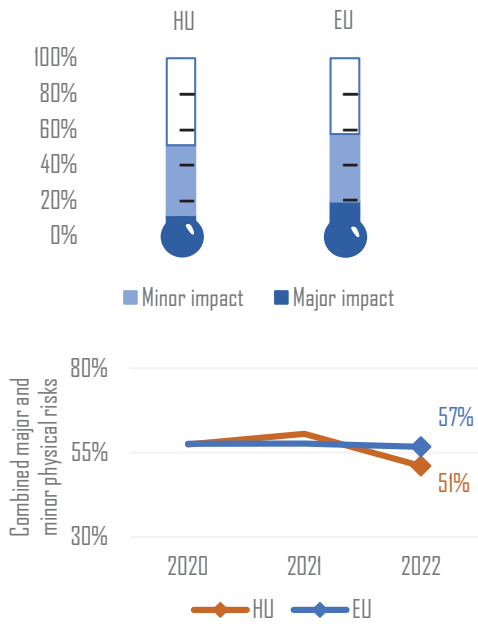
How many firms have set climate targets?



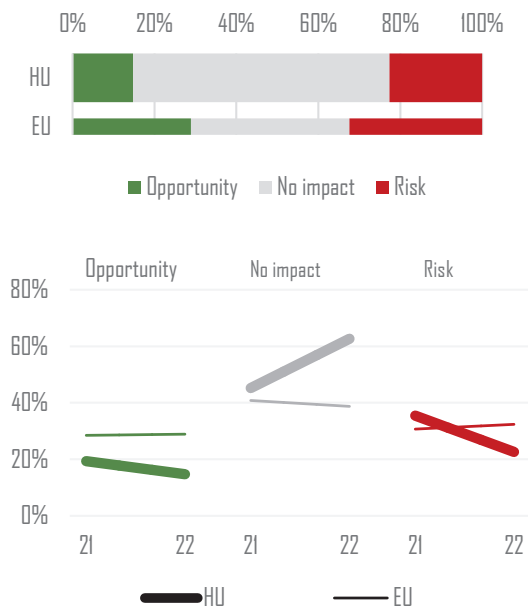
How many firms are investing or planning to invest in climate action?




How many firms feel exposed to physical risks?



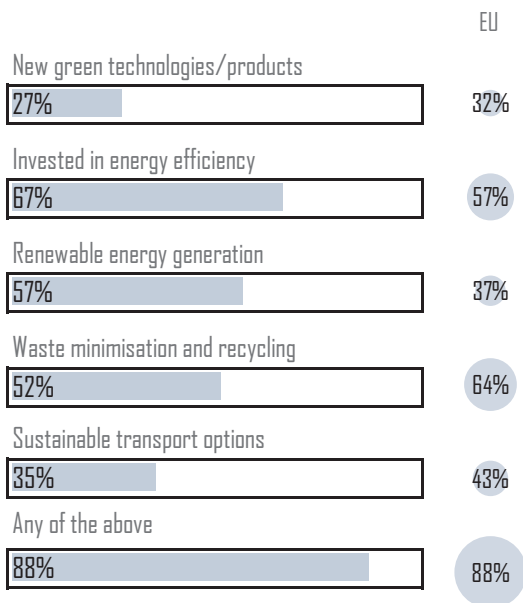
How do firms perceive the climate transition?



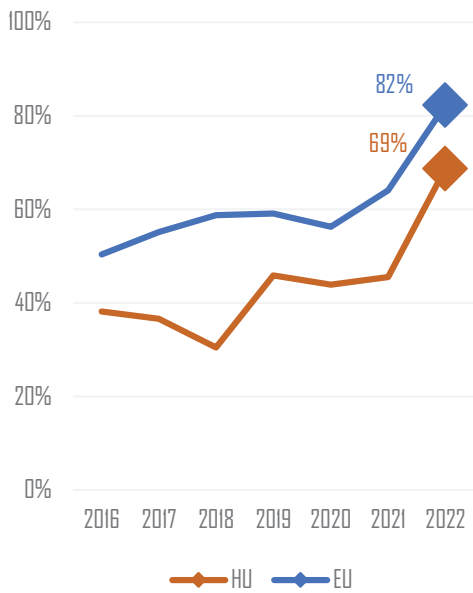
What adaptation measures are firms implementing?



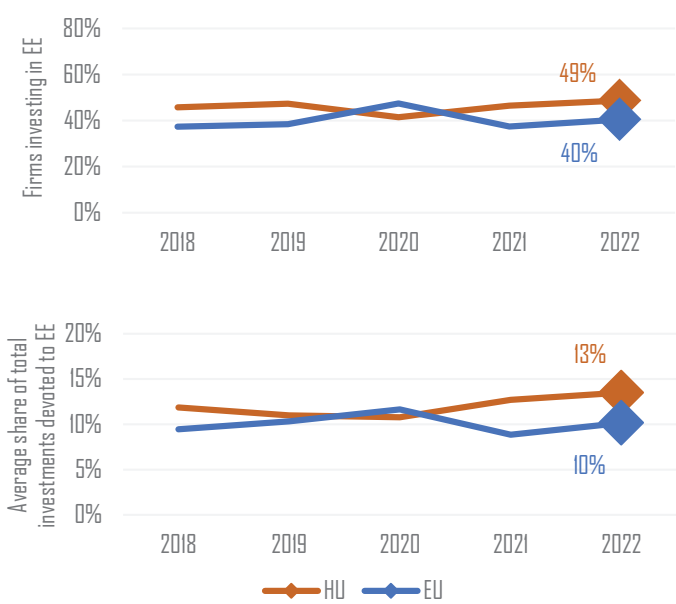
What mitigation measures are firms implementing?



How many firms are concerned about energy costs?



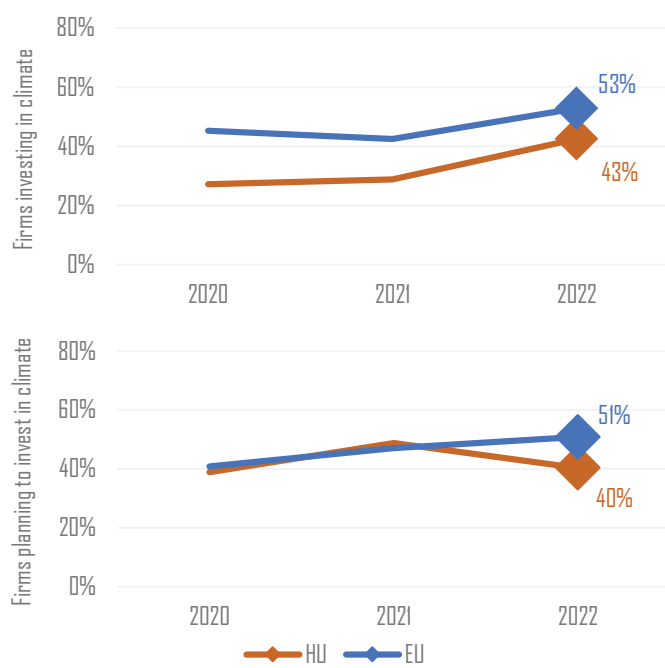
How important are energy efficiency (EE) measures to firms?



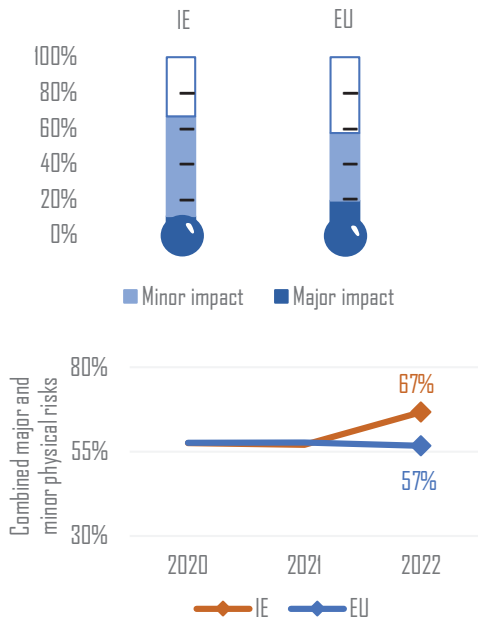
How many firms have set climate targets?



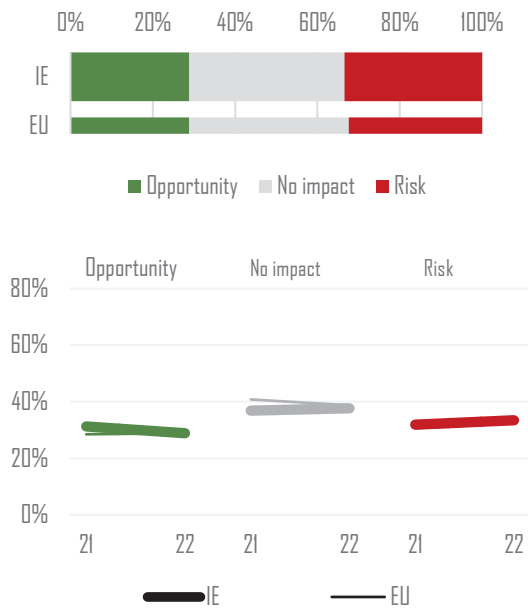
How many firms are investing or planning to invest in climate action?



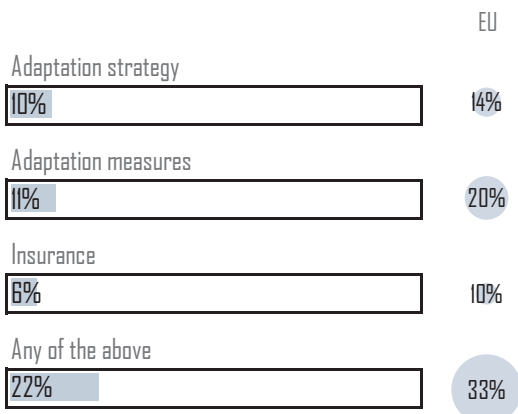
How many firms feel exposed to physical risks?



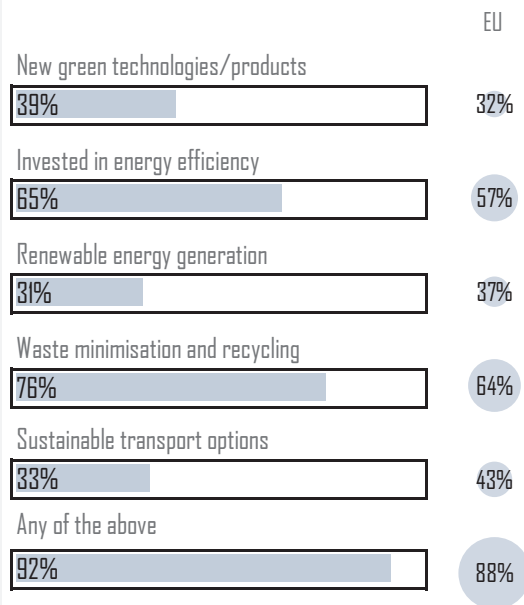
How do firms perceive the climate transition?



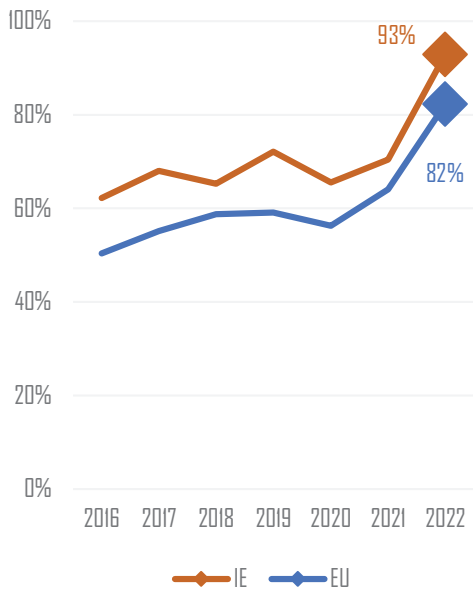
What adaptation measures are firms implementing?



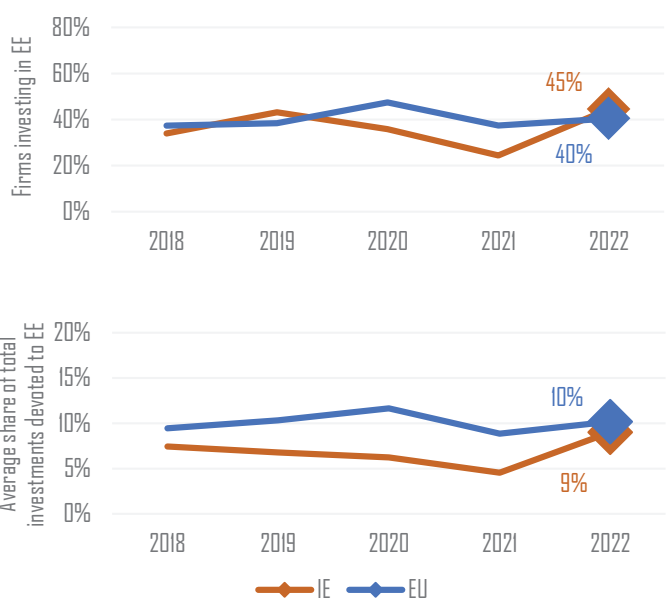
What mitigation measures are firms implementing?



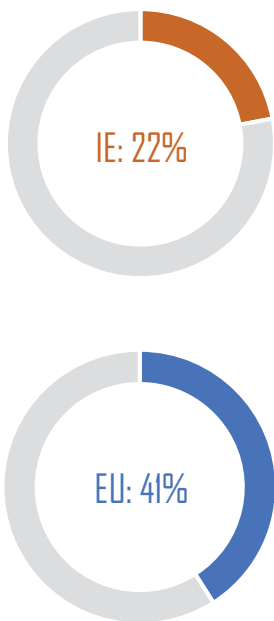
How many firms are concerned about energy costs?



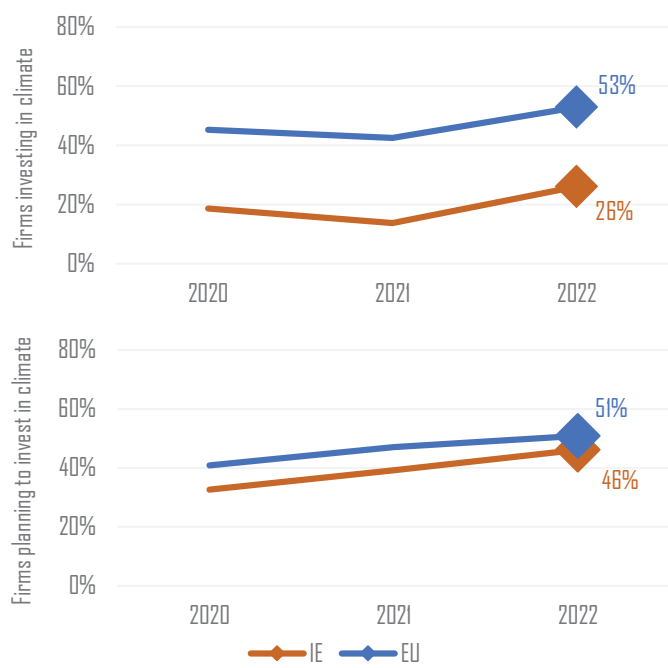
How important are energy efficiency (EE) measures to firms?



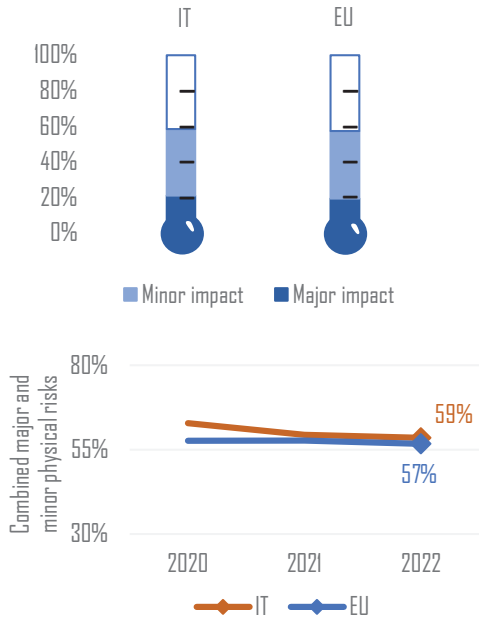
How many firms have set climate targets?



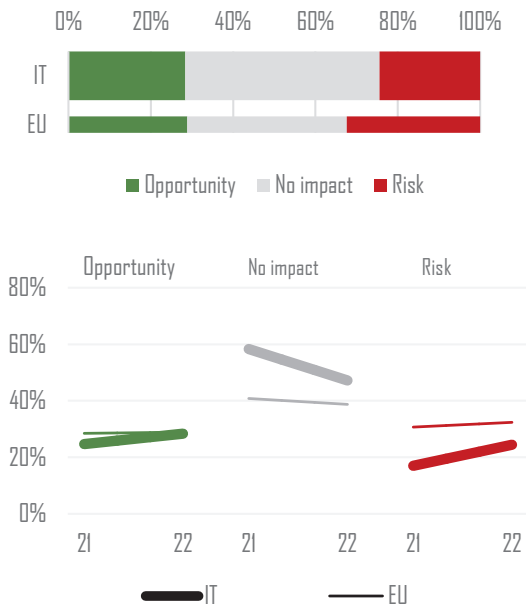
How many firms are investing or planning to invest in climate action?




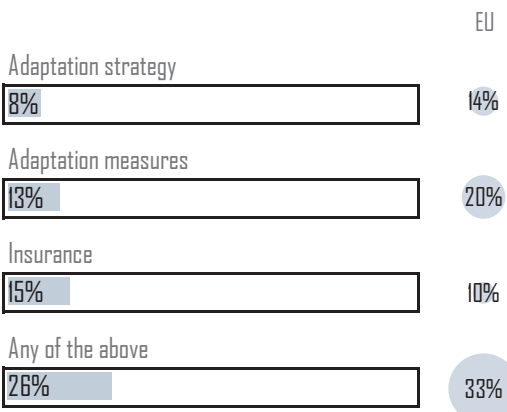
How many firms feel exposed to physical risks?



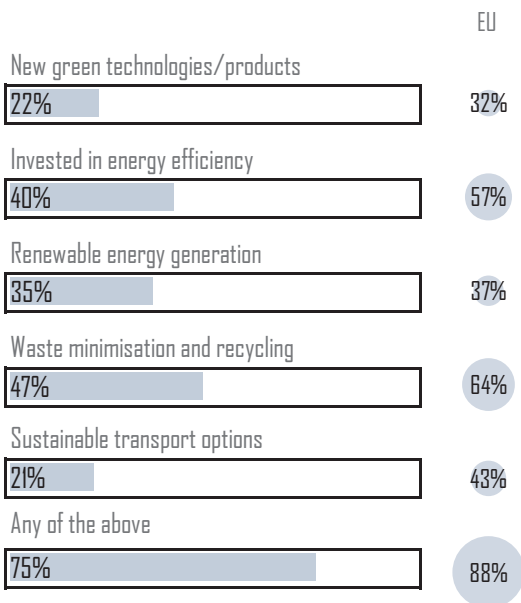
How do firms perceive the climate transition?



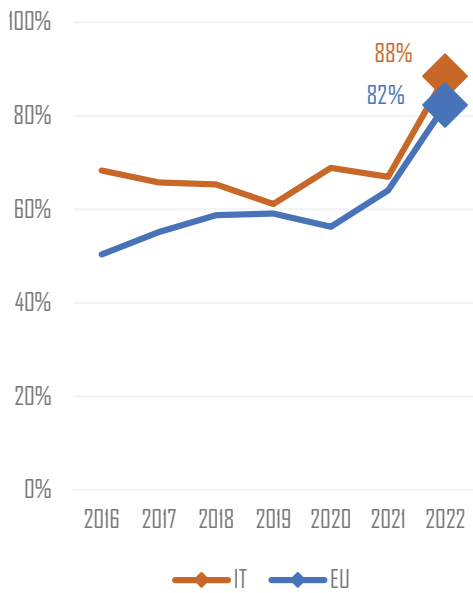
What adaptation measures are firms implementing?



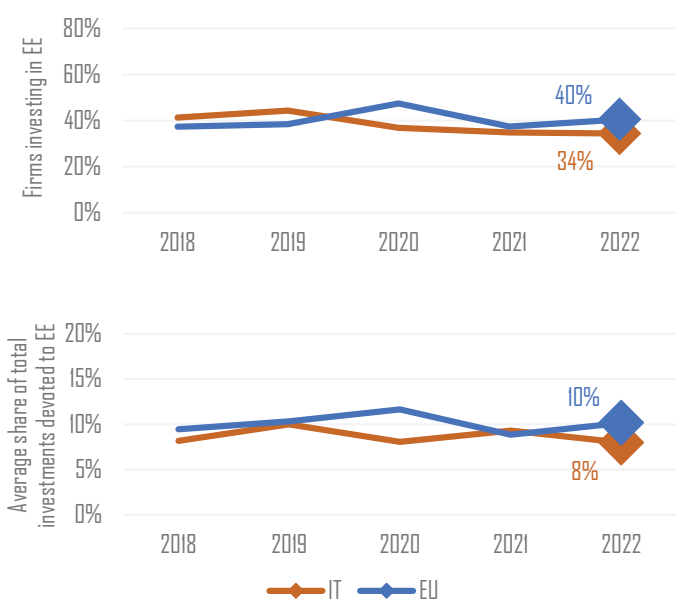
What mitigation measures are firms implementing?



How many firms are concerned about energy costs?



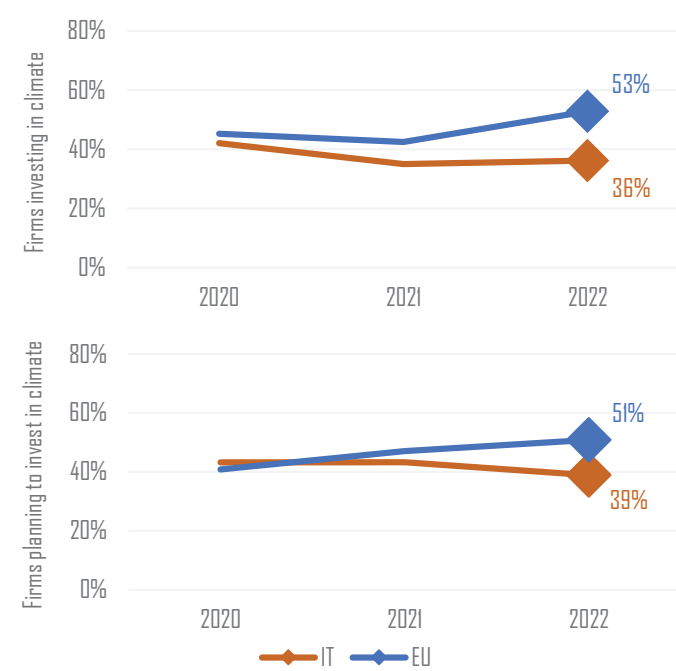
How important are energy efficiency (EE) measures to firms?



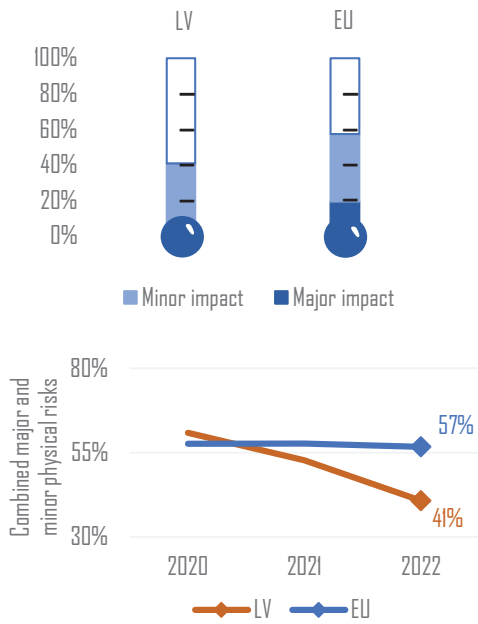
How many firms have set climate targets?



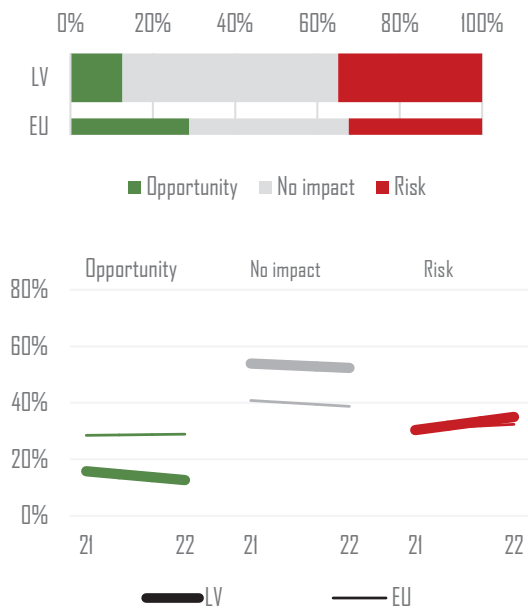
How many firms are investing or planning to invest in climate action?



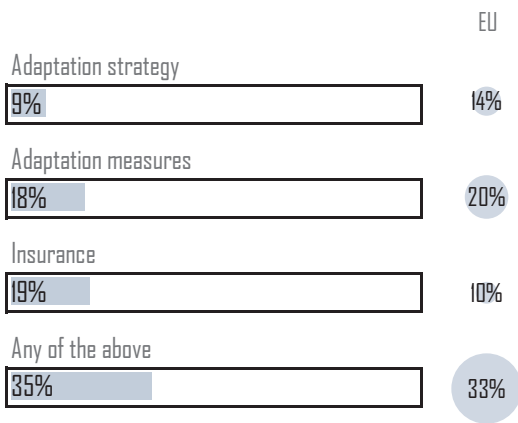
How many firms feel exposed to physical risks?




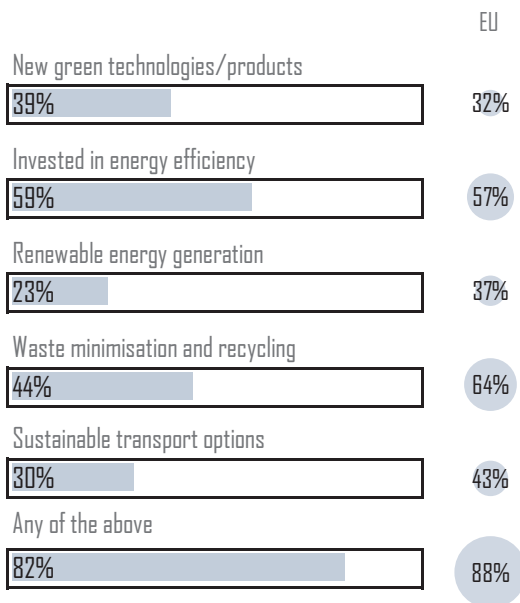
How do firms perceive the climate transition?



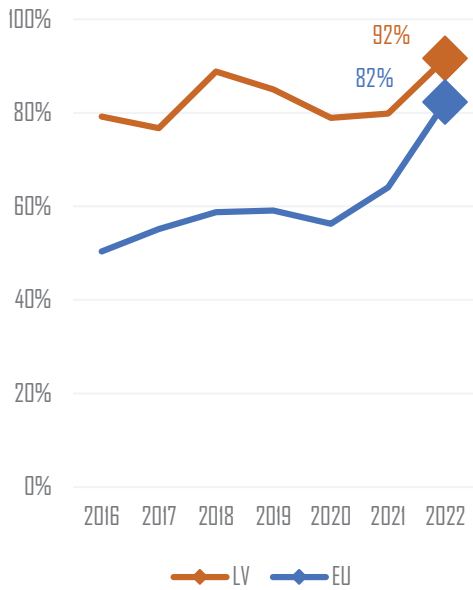
What adaptation measures are firms implementing?



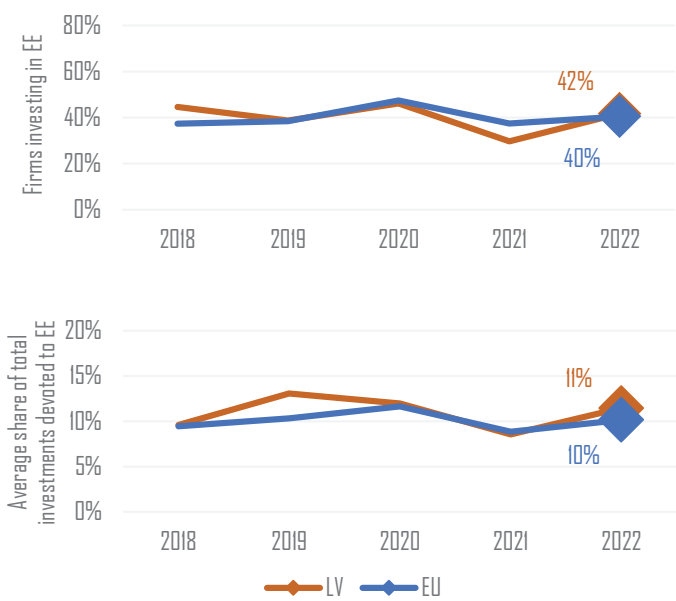
What mitigation measures are firms implementing?



How many firms are concerned about energy costs?



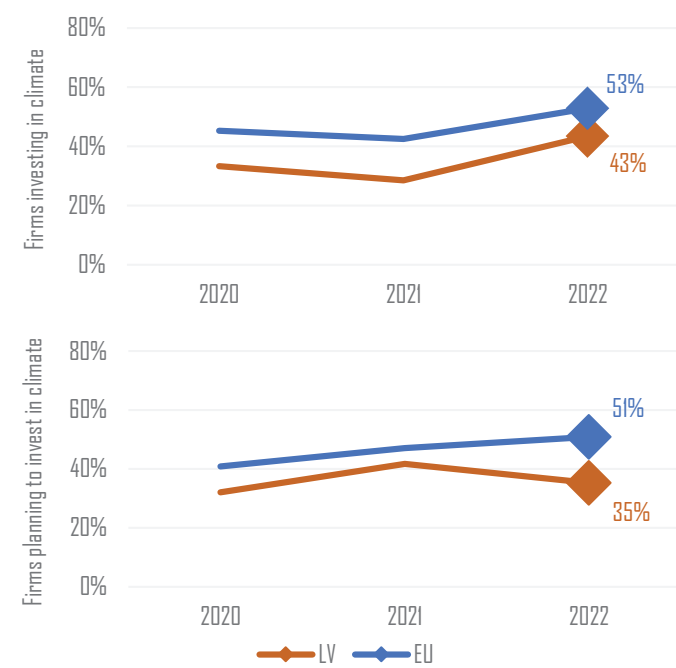
How important are energy efficiency (EE) measures to firms?



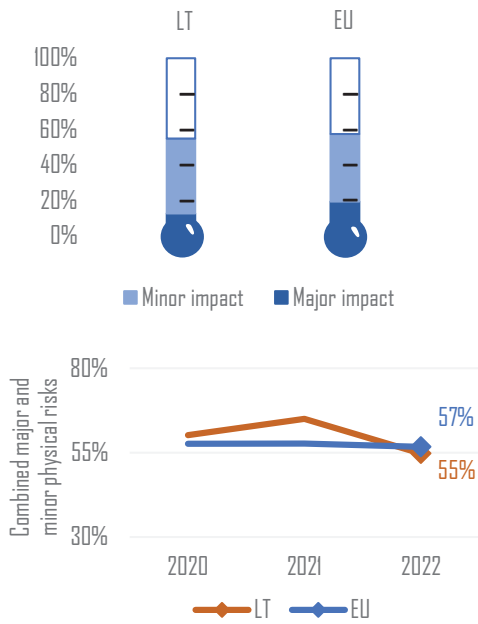
How many firms have set climate targets?



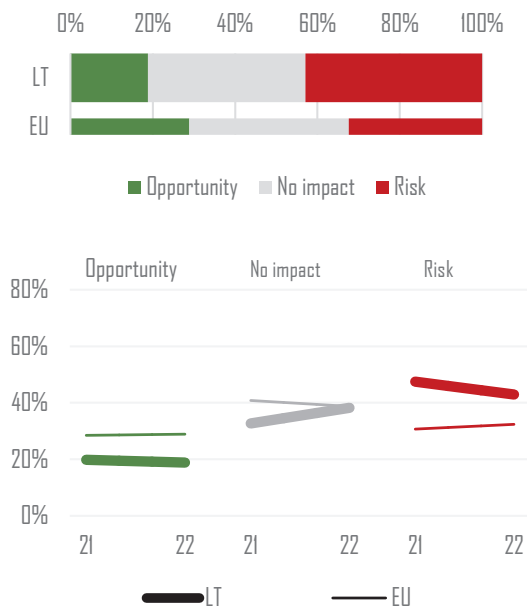
How many firms are investing or planning to invest in climate action?



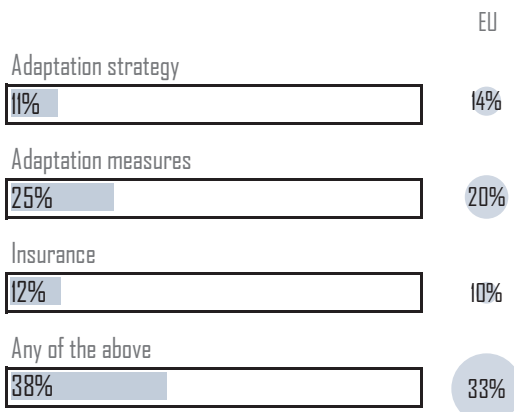
How many firms feel exposed to physical risks?



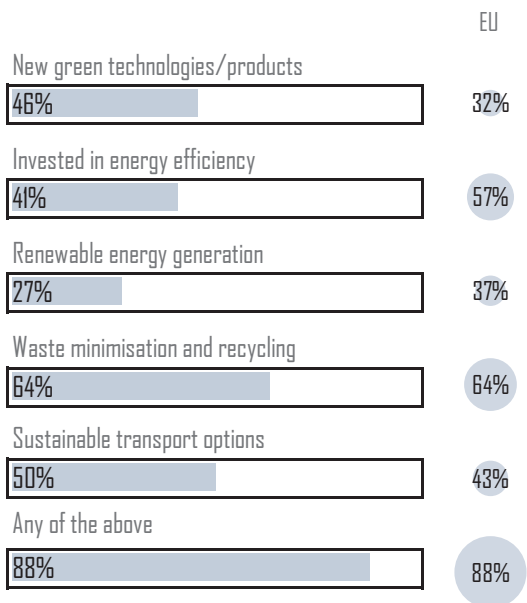
How do firms perceive the climate transition?



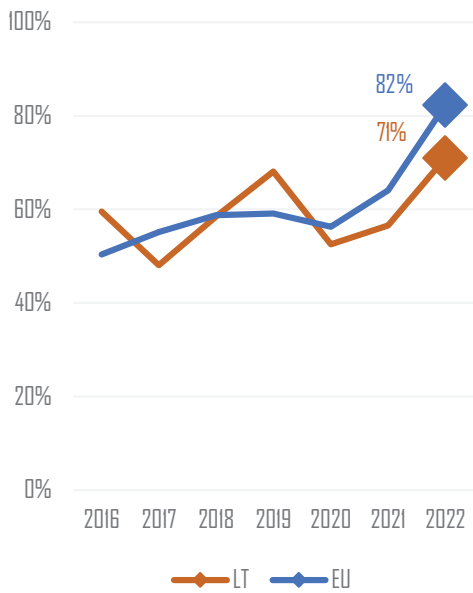
What adaptation measures are firms implementing?



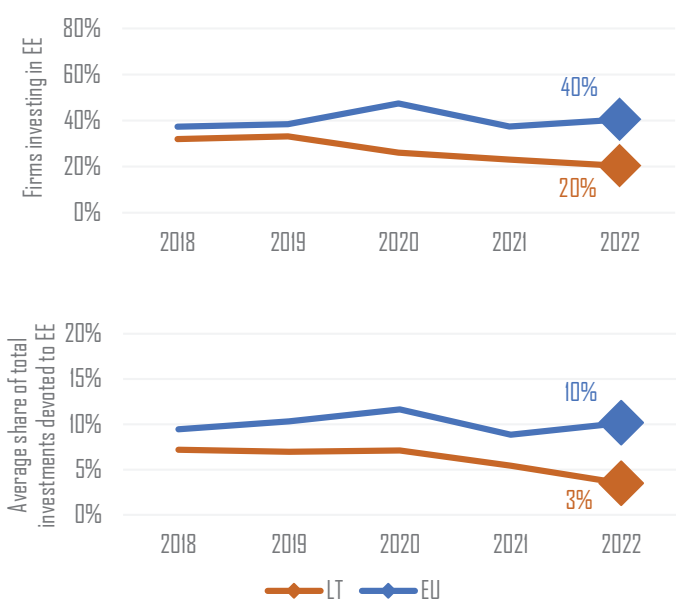
What mitigation measures are firms implementing?



How many firms are concerned about energy costs?



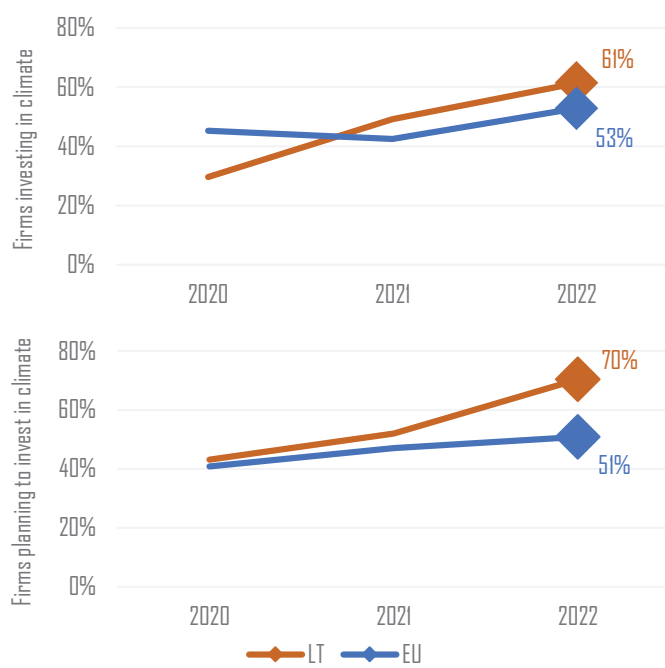
How important are energy efficiency (EE) measures to firms?



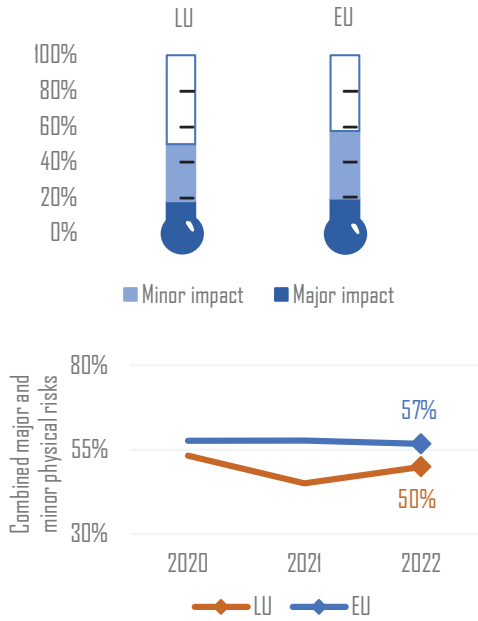
How many firms have set climate targets?



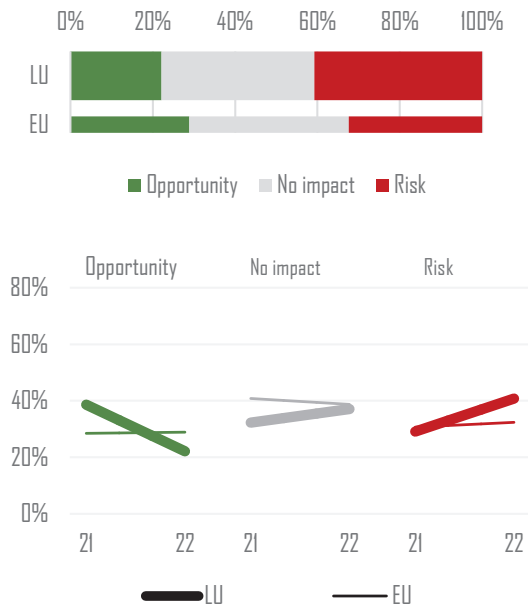
How many firms are investing or planning to invest in climate action?



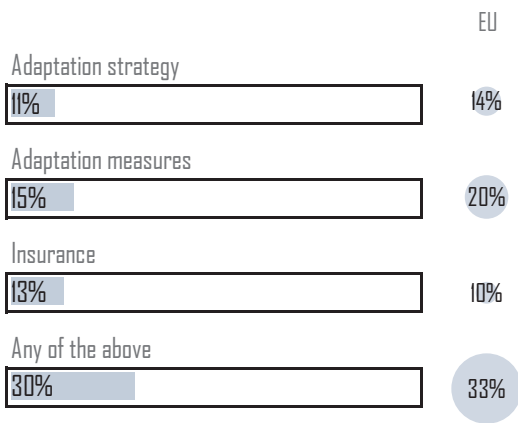
How many firms feel exposed to physical risks?




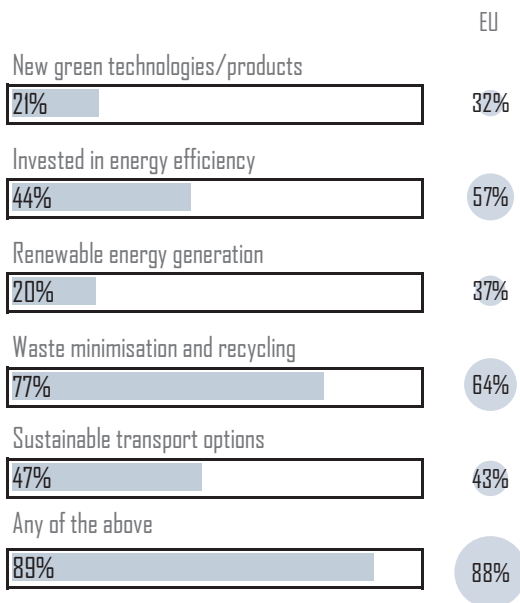
How do firms perceive the climate transition?



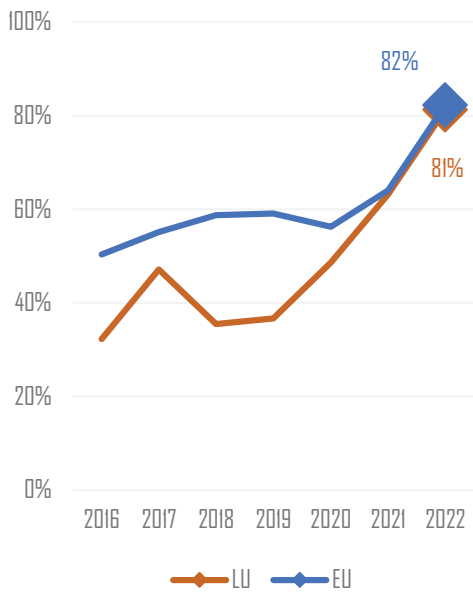
What adaptation measures are firms implementing?



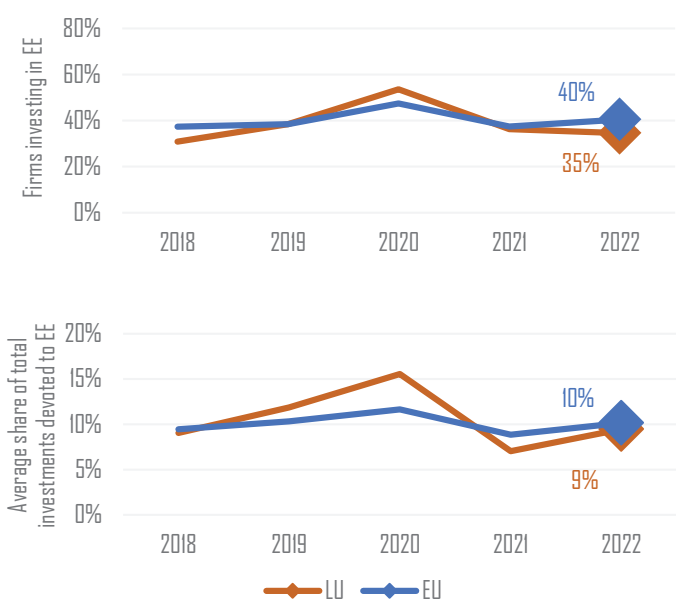
What mitigation measures are firms implementing?



How many firms are concerned about energy costs?



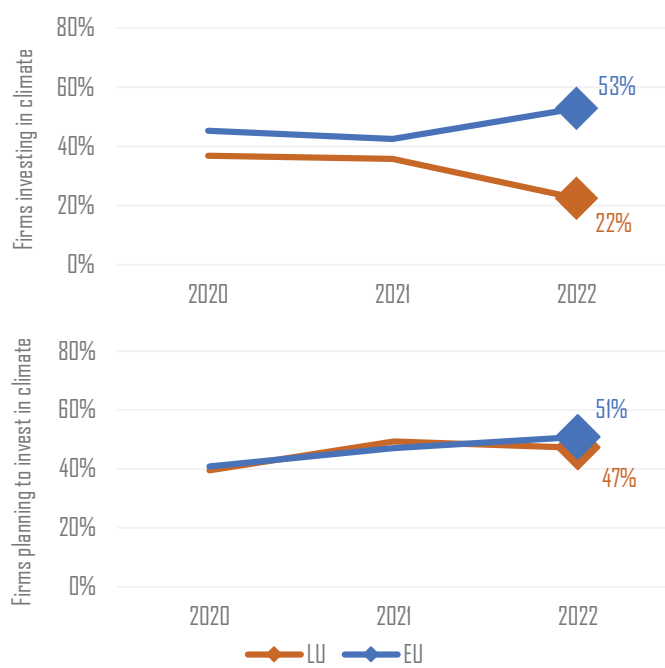
How important are energy efficiency (EE) measures to firms?



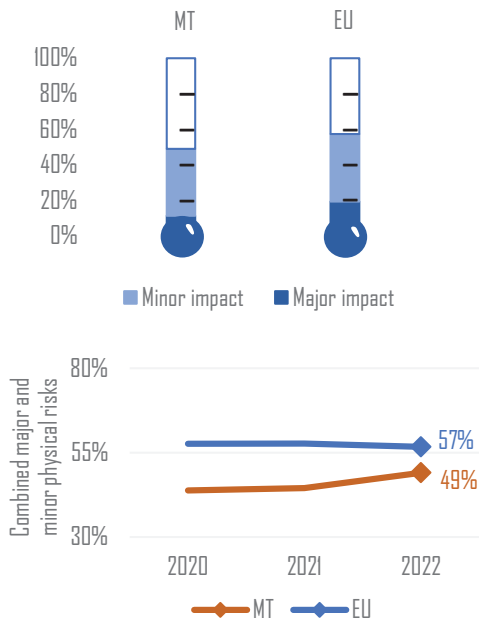
How many firms have set climate targets?



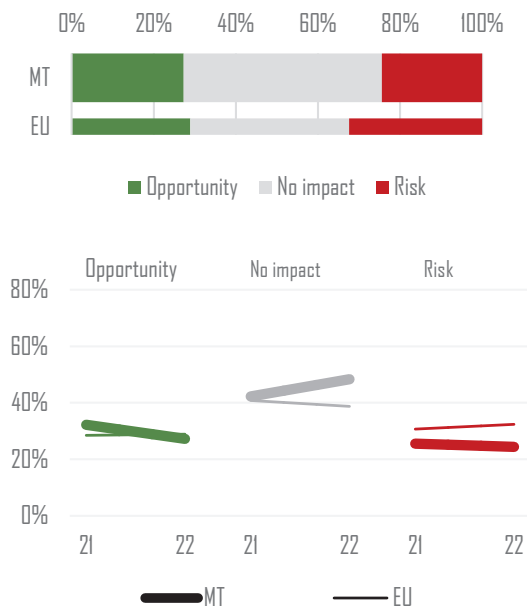
How many firms are investing or planning to invest in climate action?



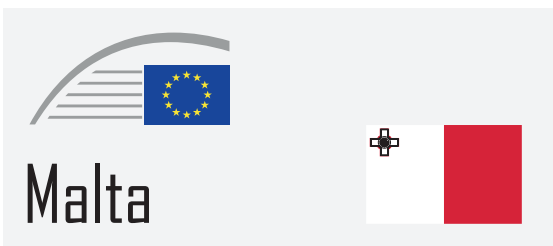

How many firms feel exposed to physical risks?



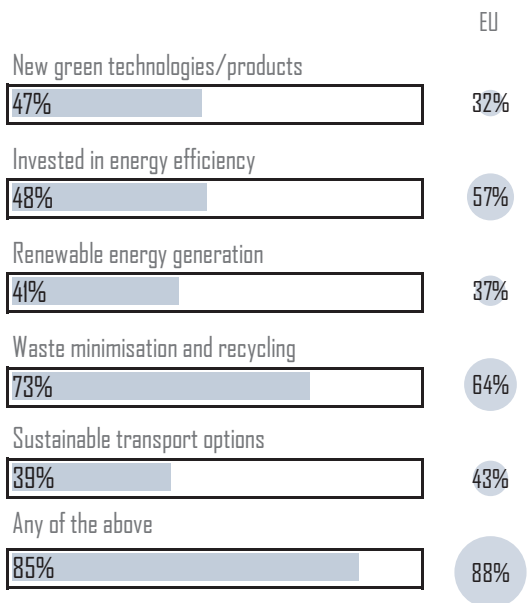
How do firms perceive the climate transition?



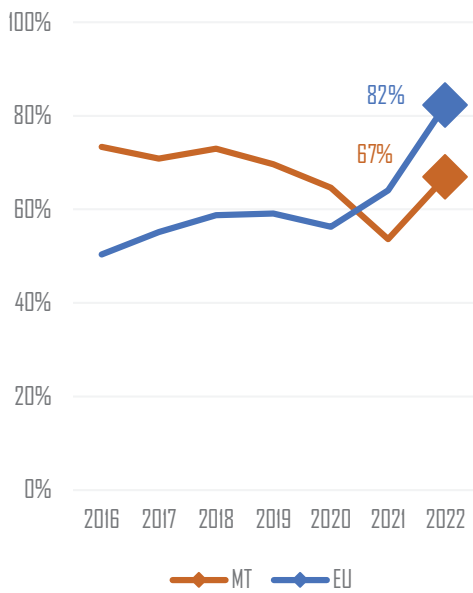
What adaptation measures are firms implementing?



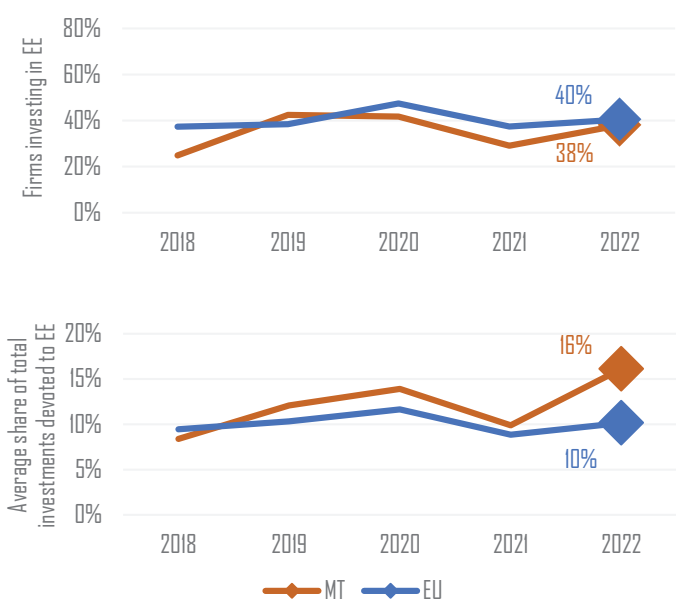
What mitigation measures are firms implementing?



How many firms are concerned about energy costs?



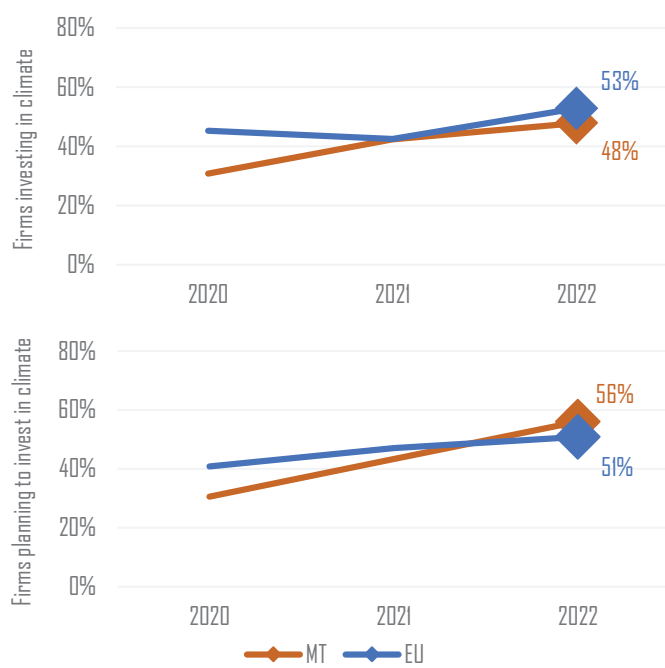
How important are energy efficiency (EE) measures to firms?



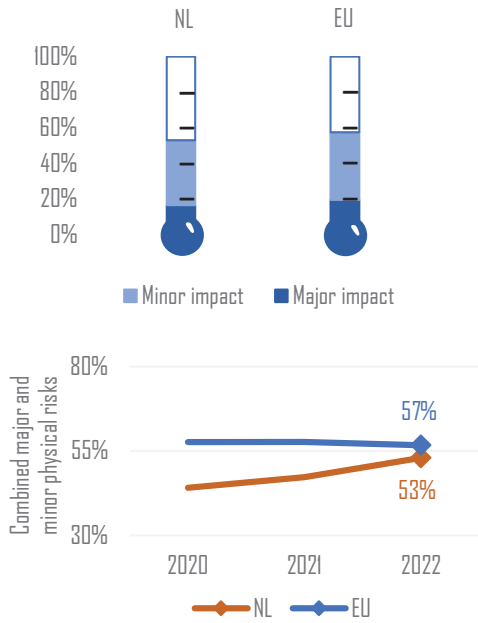
How many firms have set climate targets?



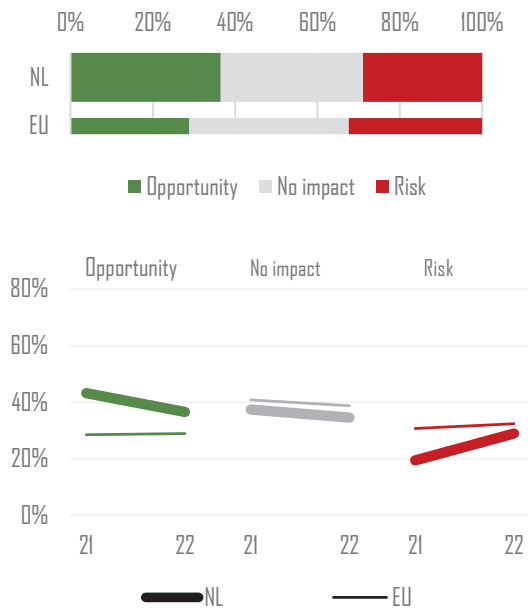
How many firms are investing or planning to invest in climate action?




How many firms feel exposed to physical risks?



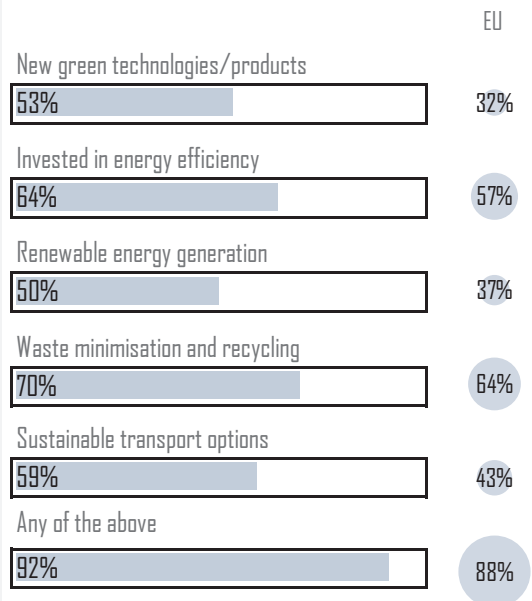
How do firms perceive the climate transition?



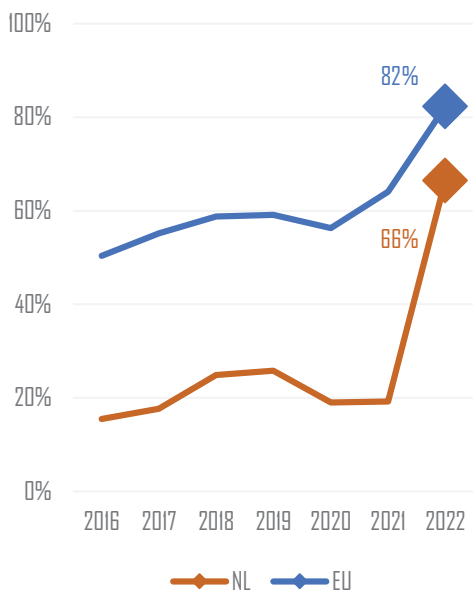
What adaptation measures are firms implementing?



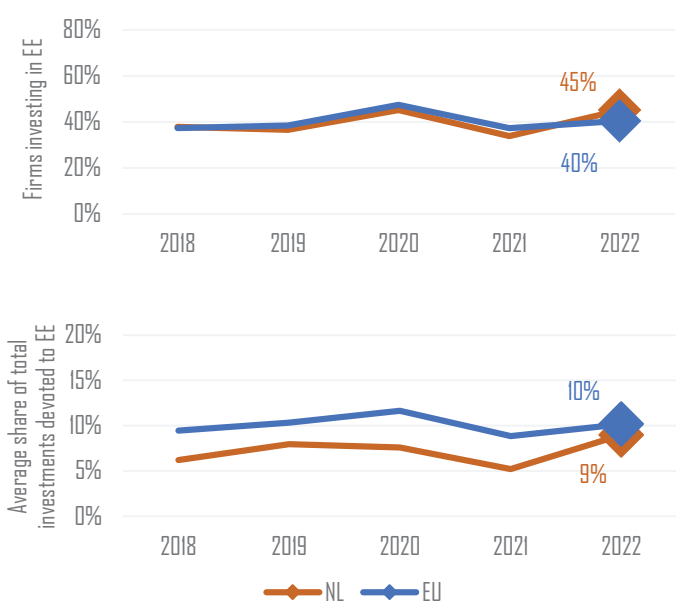
What mitigation measures are firms implementing?



How many firms are concerned about energy costs?



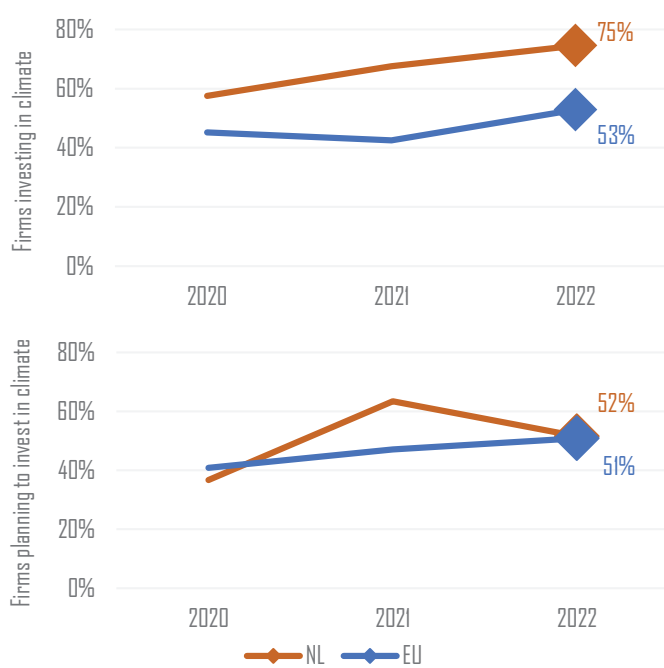
How important are energy efficiency (EE) measures to firms?



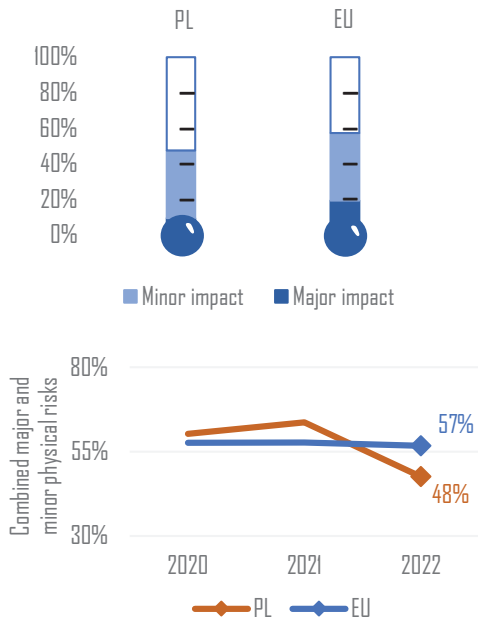
How many firms have set climate targets?



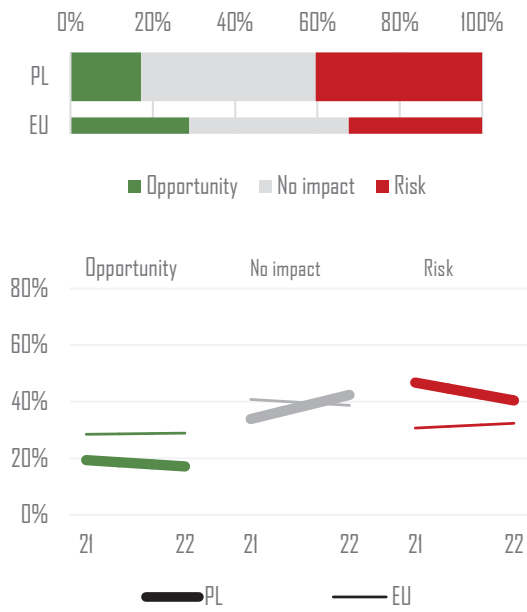
How many firms are investing or planning to invest in climate action?




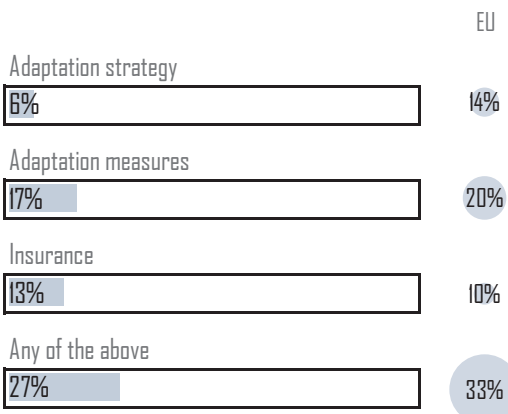
How many firms feel exposed to physical risks?



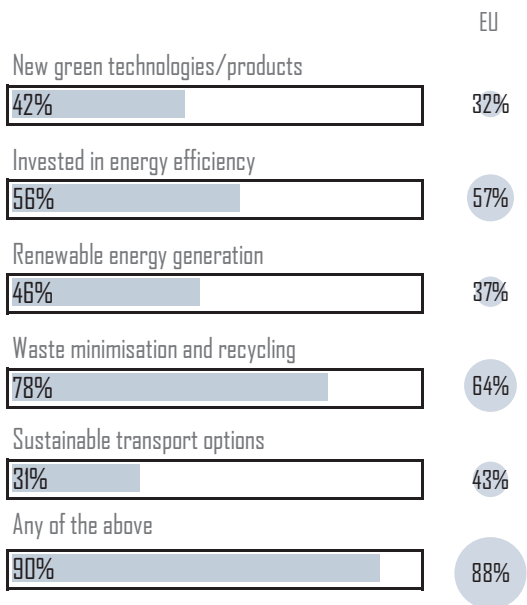
How do firms perceive the climate transition?



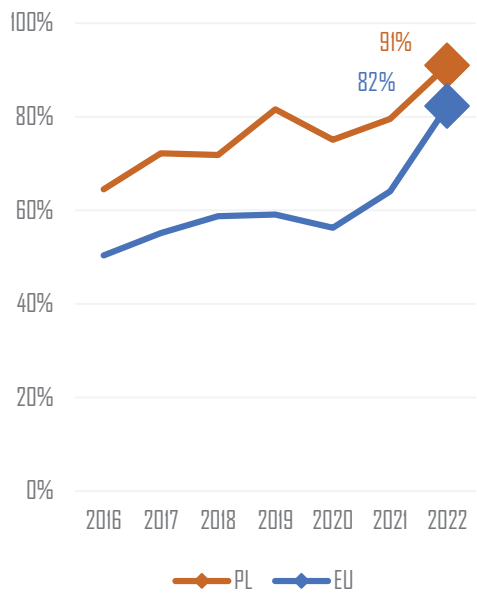
What adaptation measures are firms implementing?



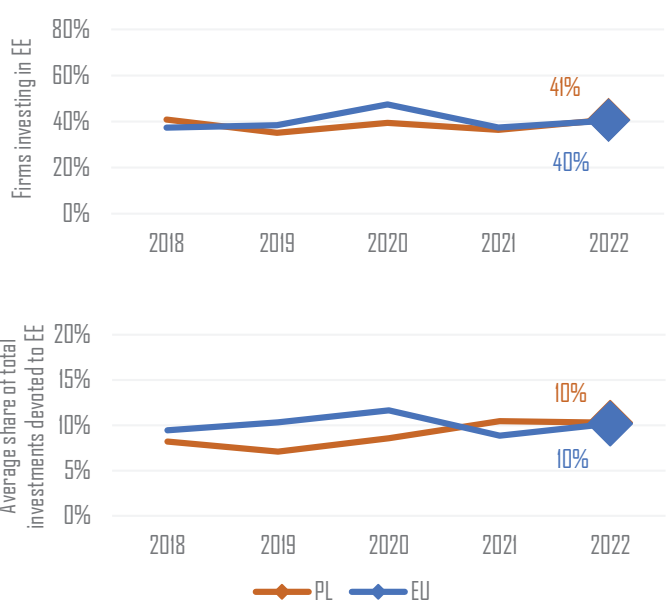
What mitigation measures are firms implementing?



How many firms are concerned about energy costs?



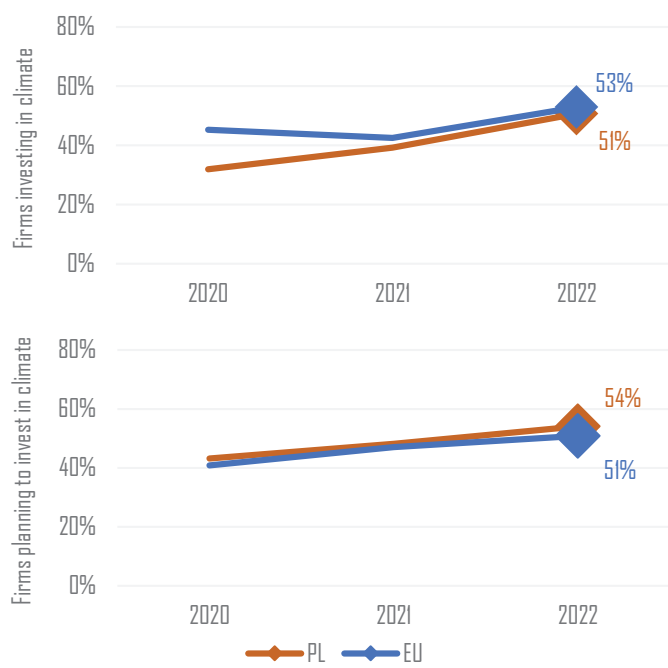
How important are energy efficiency (EE) measures to firms?



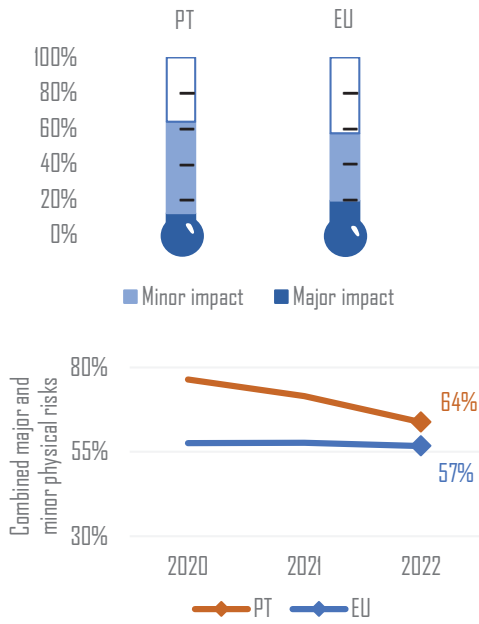
How many firms have set climate targets?



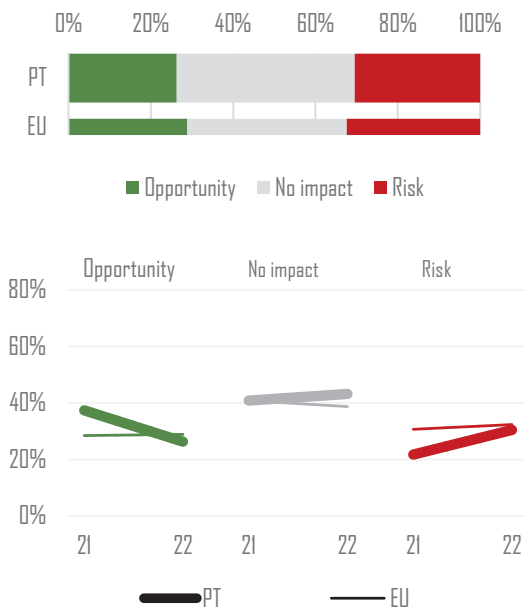
How many firms are investing or planning to invest in climate action?




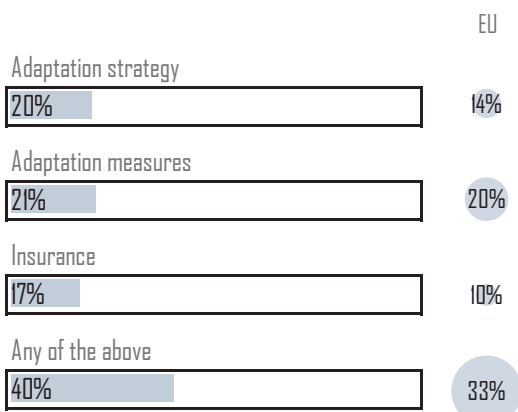
How many firms feel exposed to physical risks?



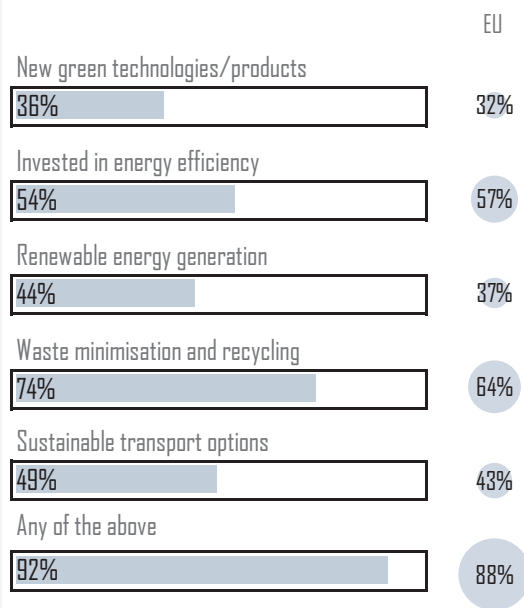
How do firms perceive the climate transition?



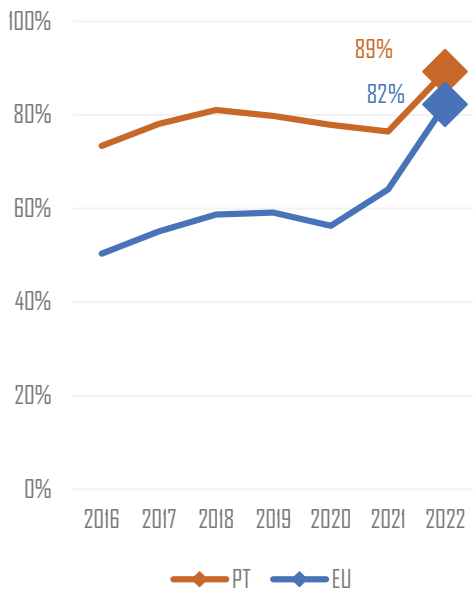
What adaptation measures are firms implementing?



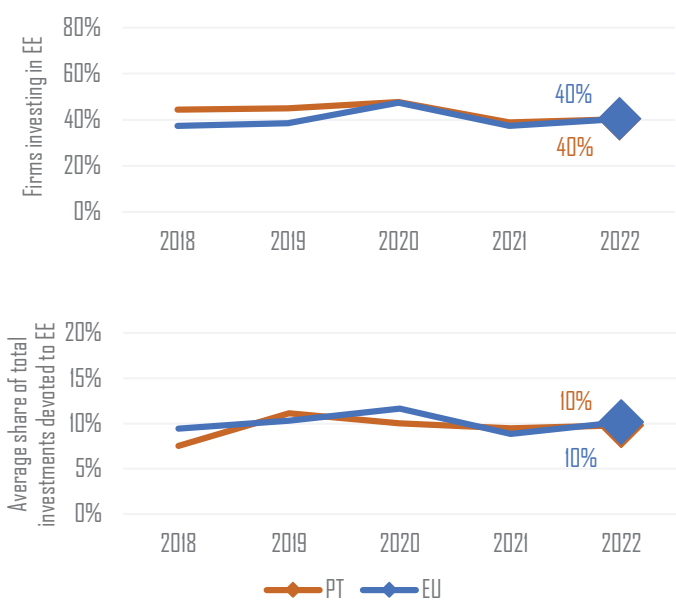
What mitigation measures are firms implementing?



How many firms are concerned about energy costs?



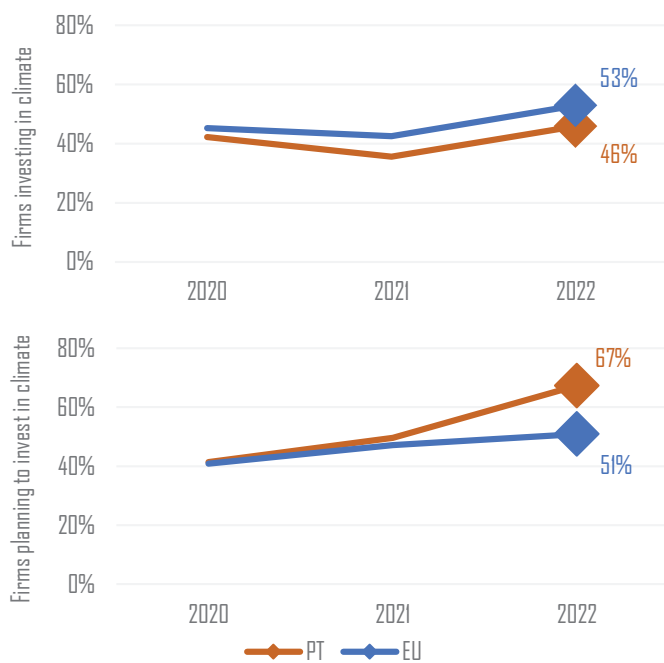
How important are energy efficiency (EE) measures to firms?



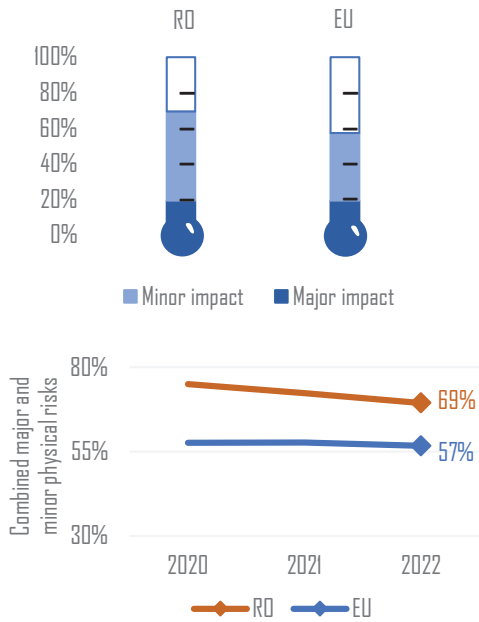
How many firms have set climate targets?



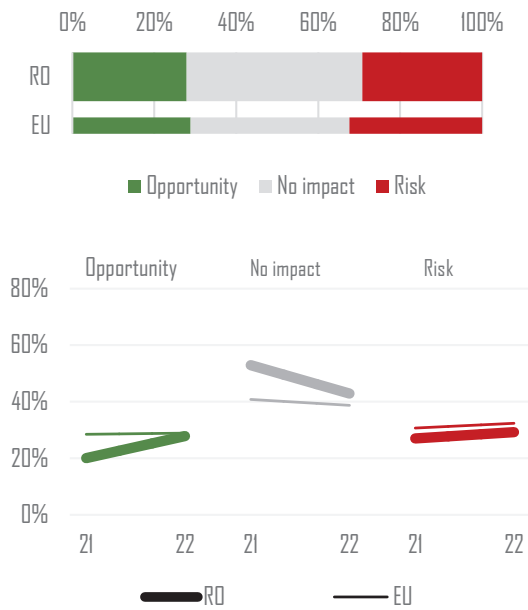
How many firms are investing or planning to invest in climate action?




How many firms feel exposed to physical risks?



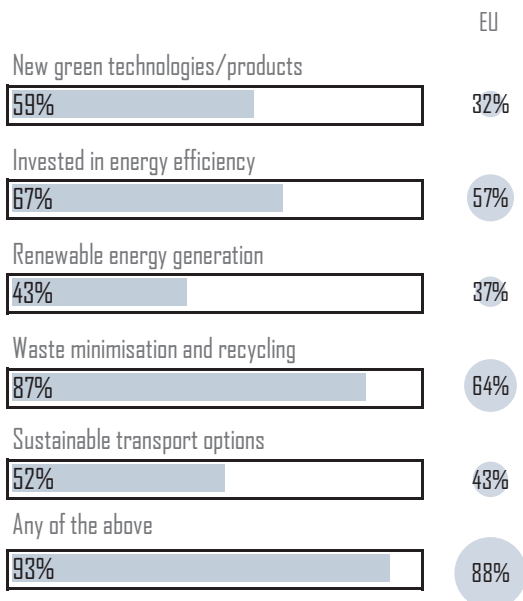
How do firms perceive the climate transition?



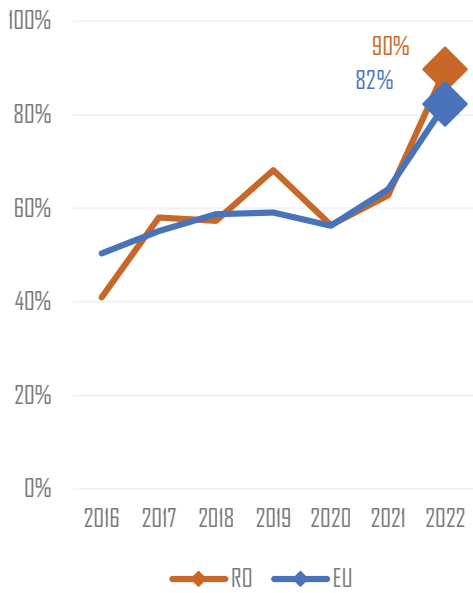
What adaptation measures are firms implementing?



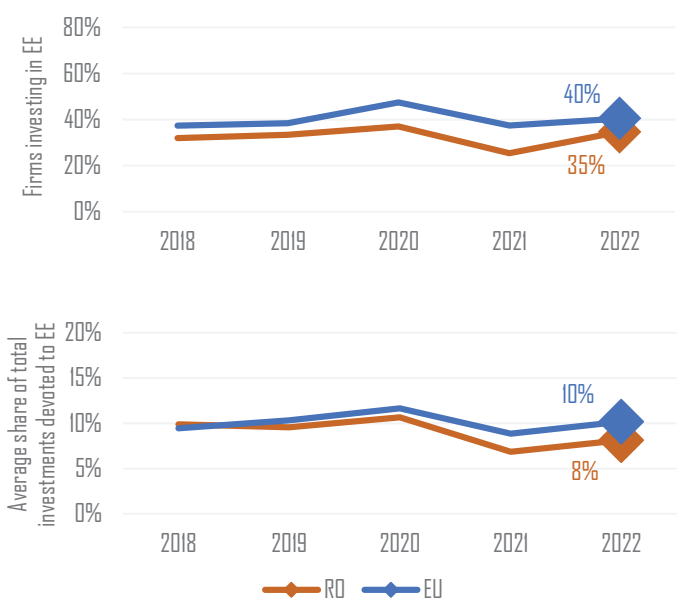
What mitigation measures are firms implementing?



How many firms are concerned about energy costs?



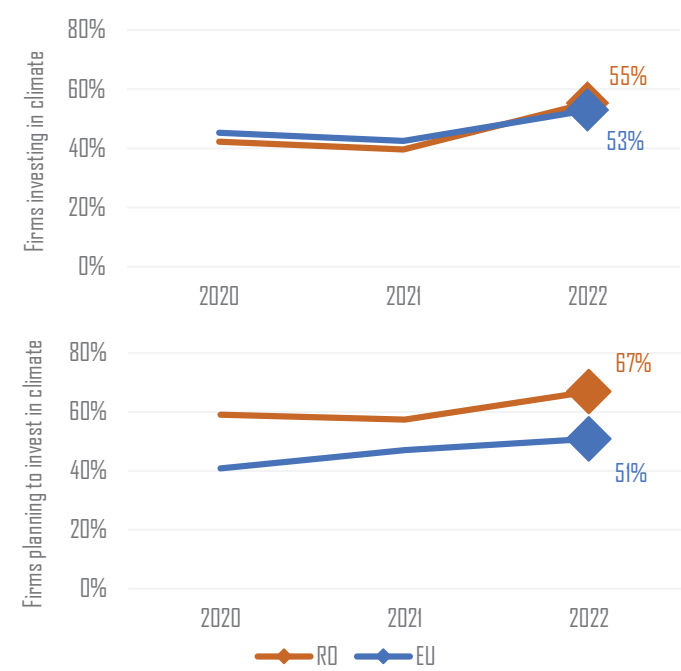
How important are energy efficiency (EE) measures to firms?



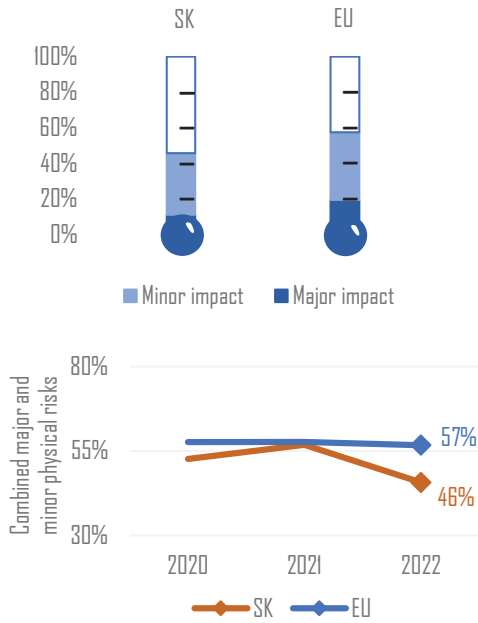
How many firms have set climate targets?



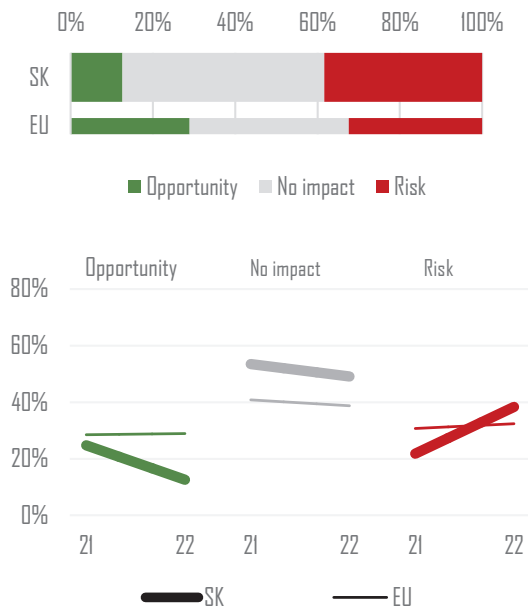
How many firms are investing or planning to invest in climate action?



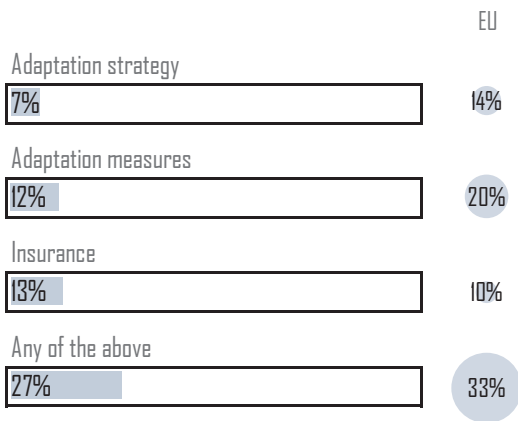
How many firms feel exposed to physical risks?




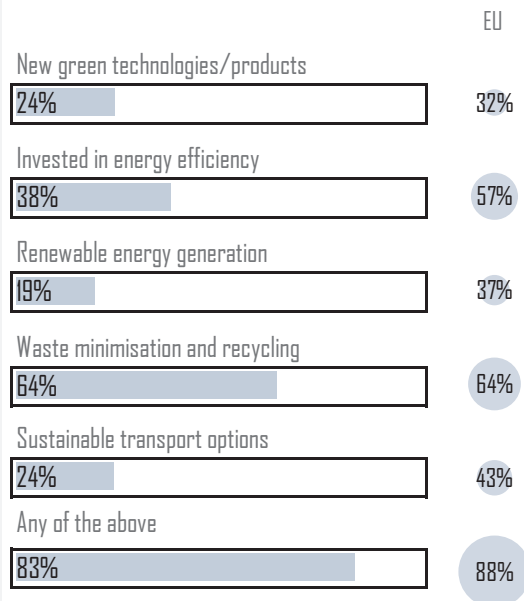
How do firms perceive the climate transition?



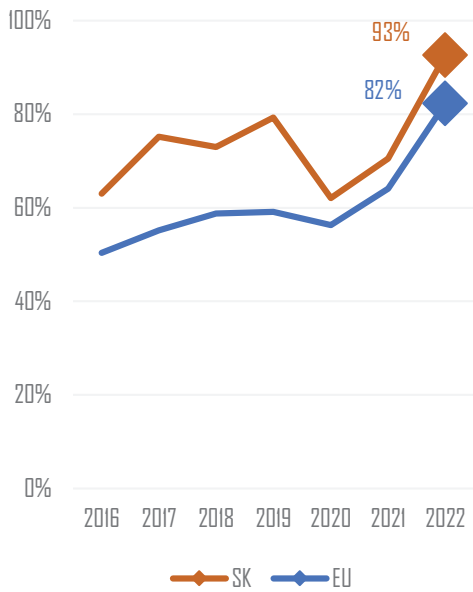
What adaptation measures are firms implementing?



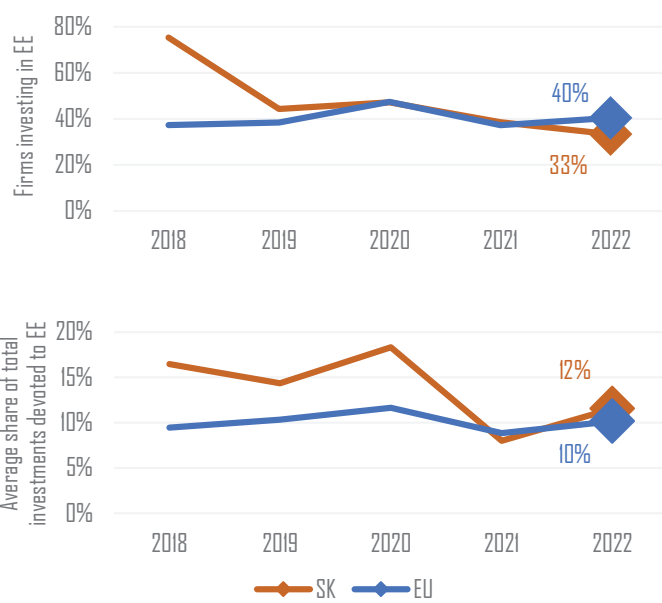
What mitigation measures are firms implementing?



How many firms are concerned about energy costs?



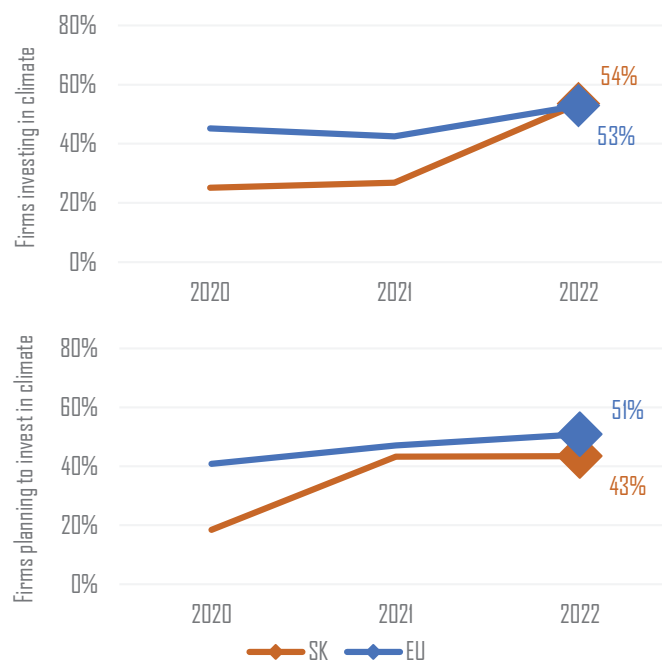
How important are energy efficiency (EE) measures to firms?



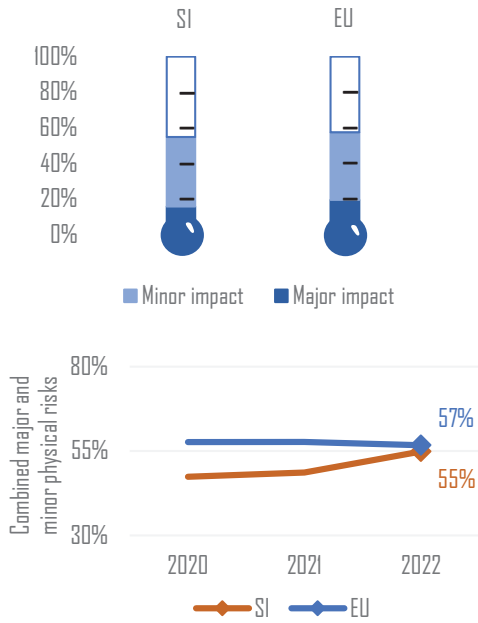
How many firms have set climate targets?



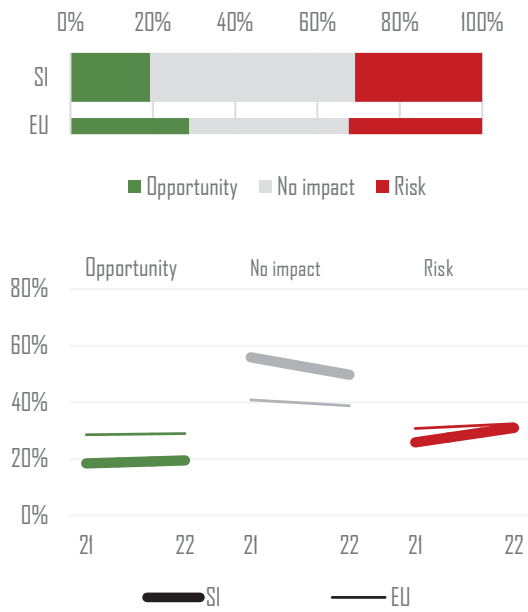
How many firms are investing or planning to invest in climate action?



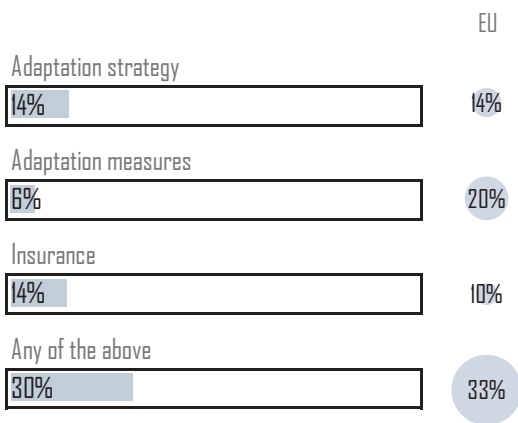
How many firms feel exposed to physical risks?




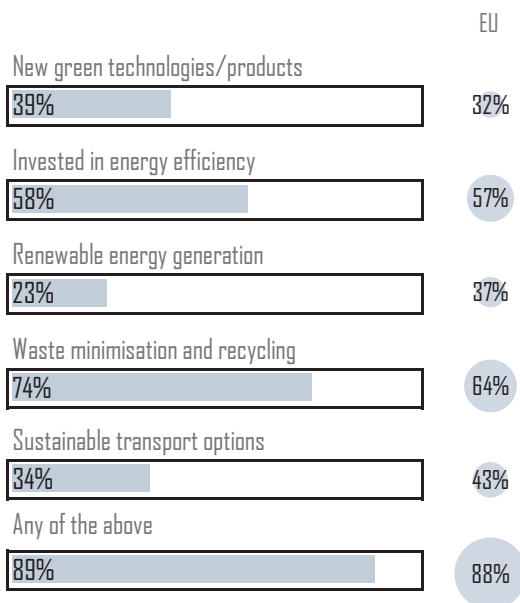
How do firms perceive the climate transition?



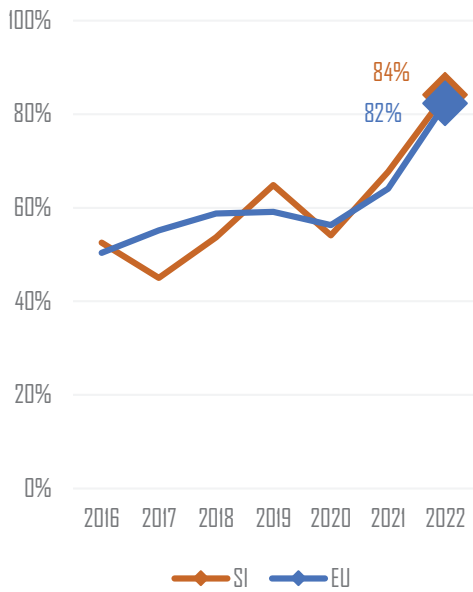
What adaptation measures are firms implementing?



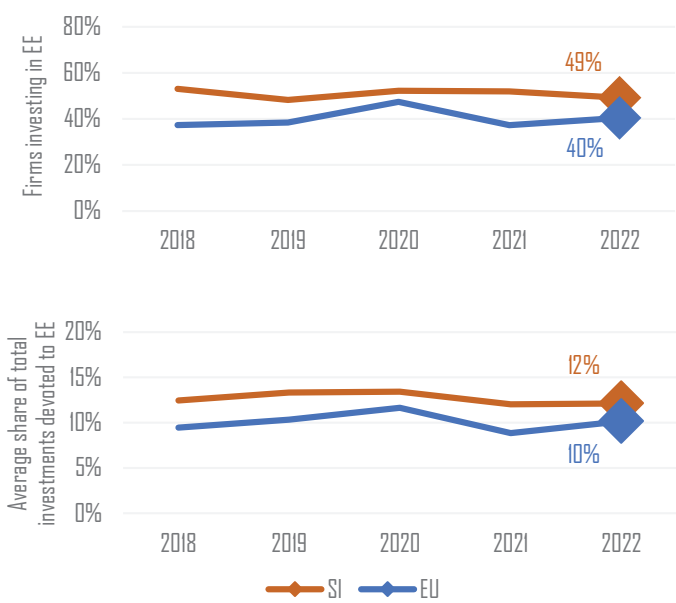
What mitigation measures are firms implementing?



How many firms are concerned about energy costs?



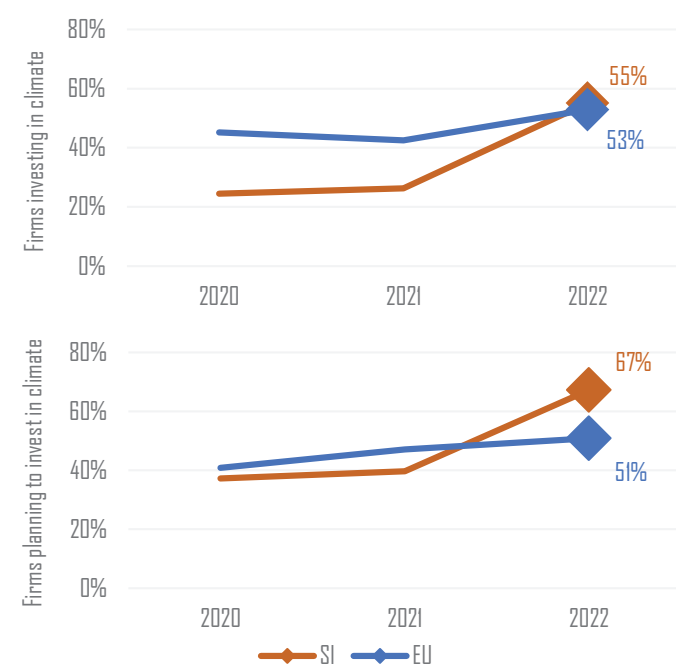
How important are energy efficiency (EE) measures to firms?



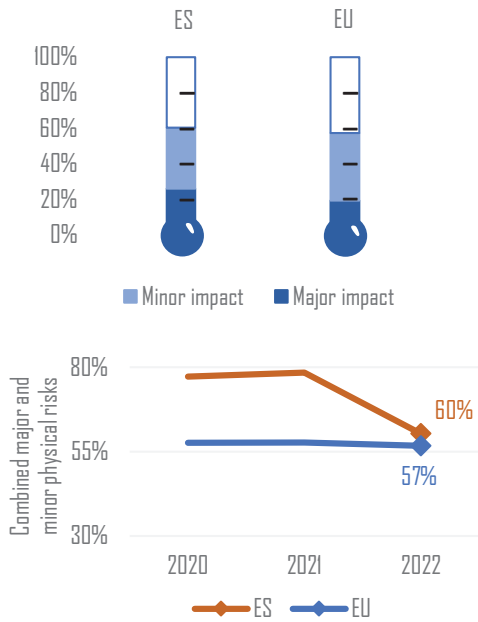
How many firms have set climate targets?



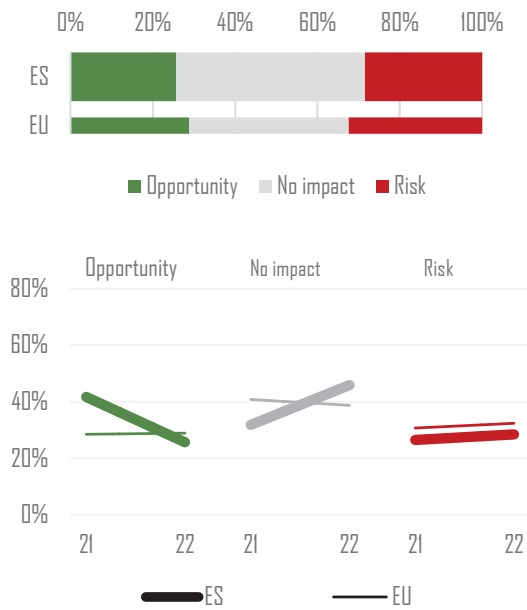
How many firms are investing or planning to invest in climate action?




How many firms feel exposed to physical risks?



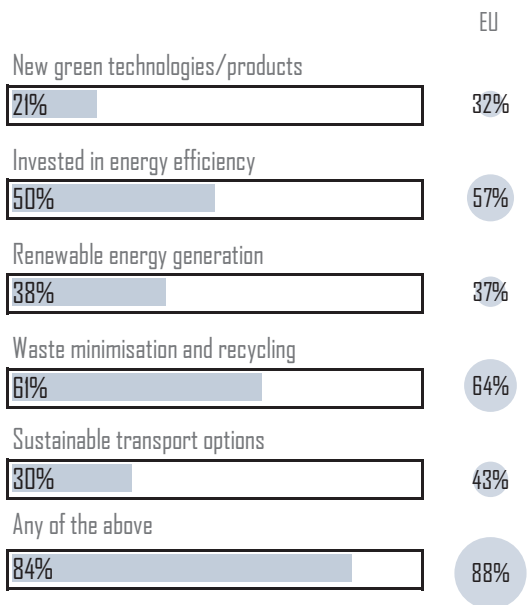
How do firms perceive the climate transition?



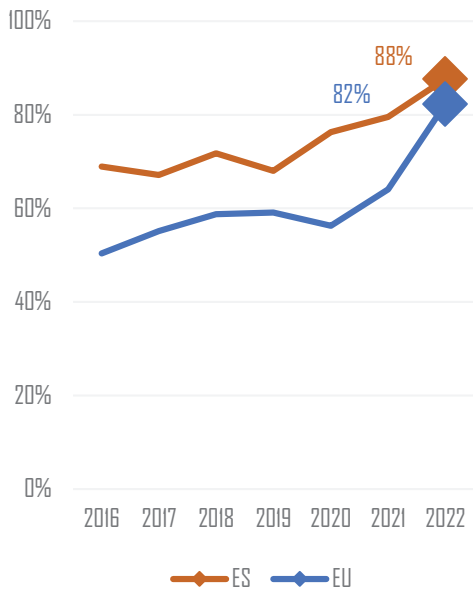
What adaptation measures are firms implementing?



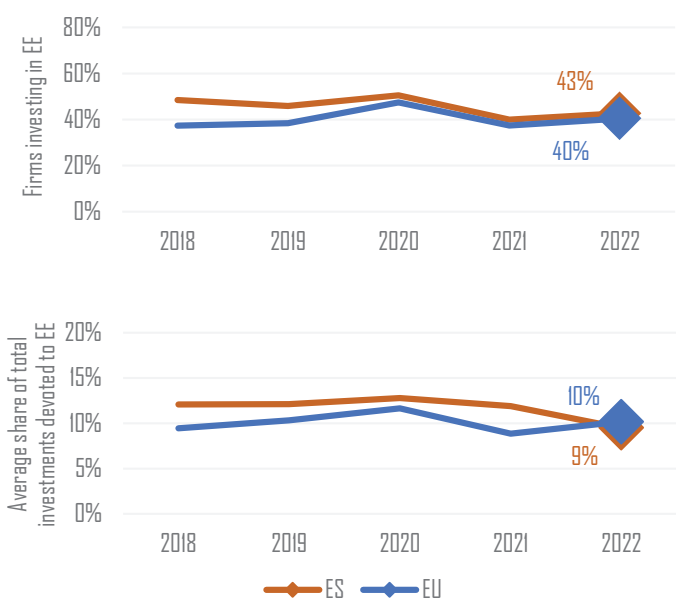
What mitigation measures are firms implementing?



How many firms are concerned about energy costs?



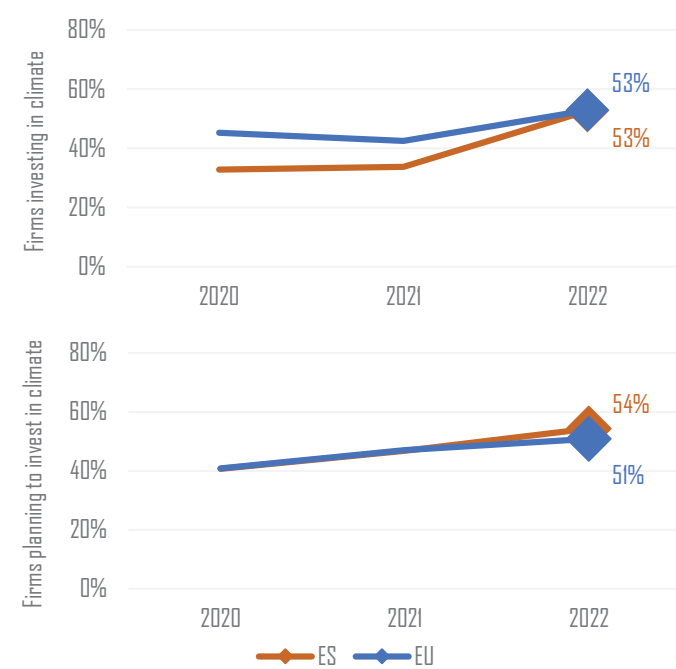
How important are energy efficiency (EE) measures to firms?



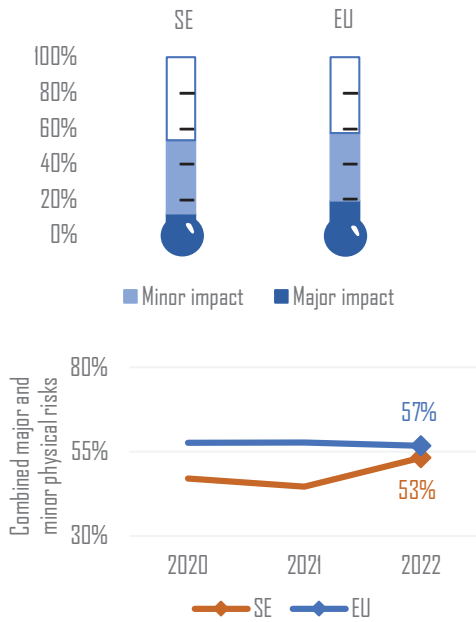
How many firms have set climate targets?



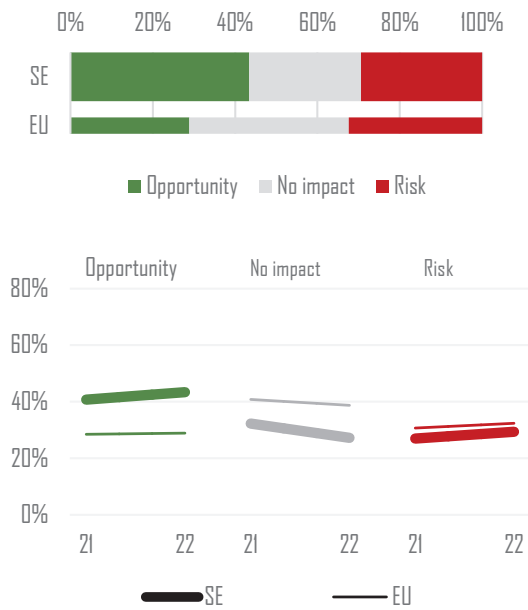
How many firms are investing or planning to invest in climate action?



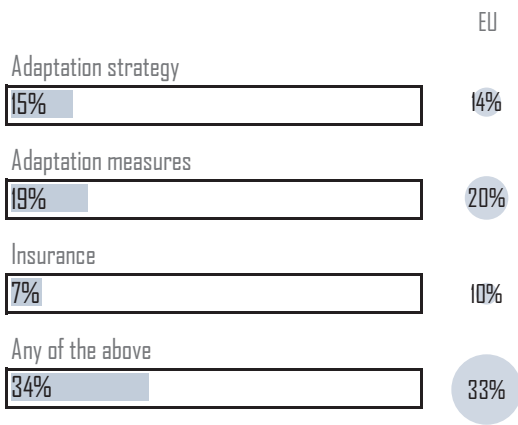
How many firms feel exposed to physical risks?



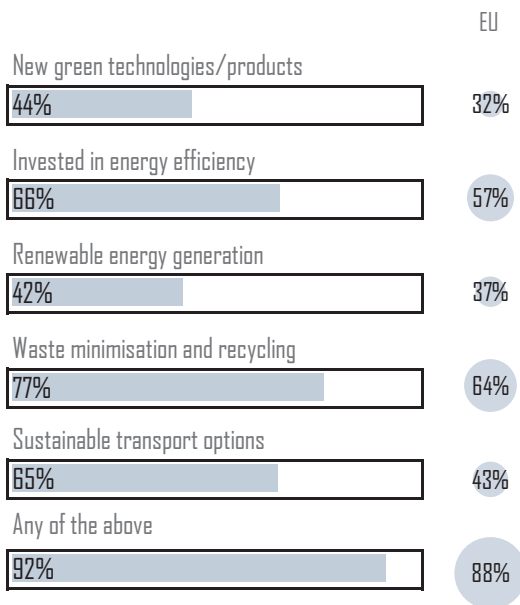
How do firms perceive the climate transition?



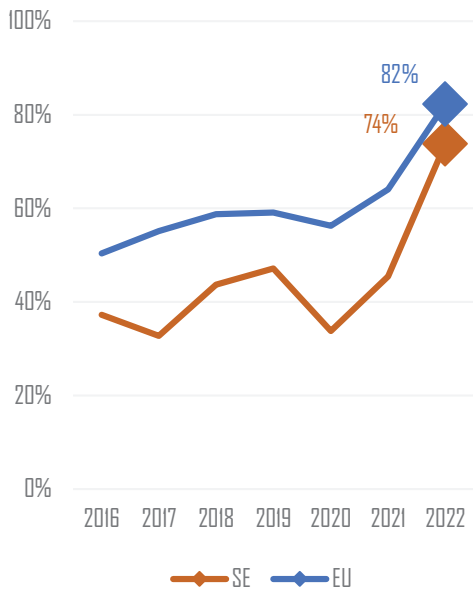
What adaptation measures are firms implementing?



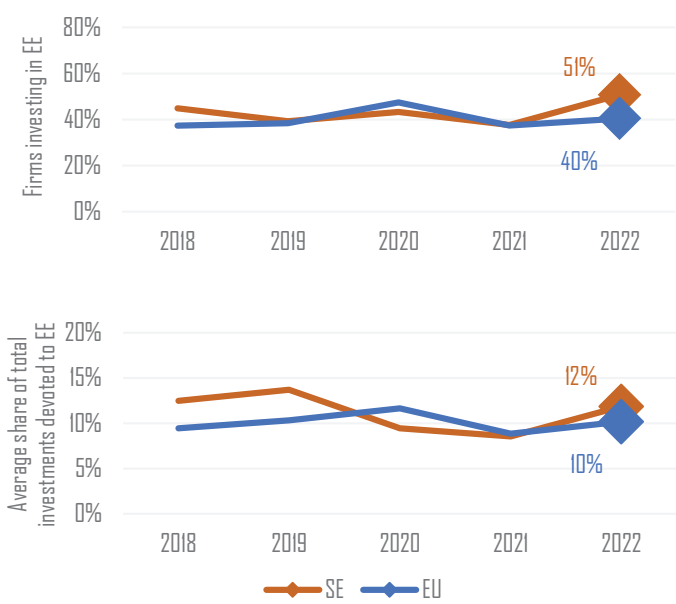
What mitigation measures are firms implementing?



How many firms are concerned about energy costs?



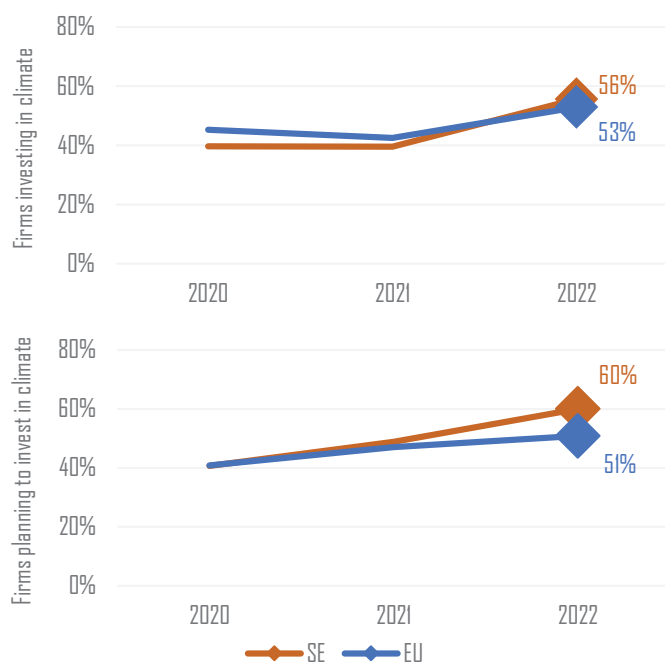
How important are energy efficiency (EE) measures to firms?



How many firms have set climate targets?



How many firms are investing or planning to invest in climate action?



What drives firms' investment in climate action?

Evidence from the 2022-2023
EIB Investment Survey



**European
Investment Bank**

Economics Department
economics@eib.org
www.eib.org/economics

European Investment Bank
98-100, boulevard Konrad Adenauer
L-2950 Luxembourg
+352 4379-22000
www.eib.org – info@eib.org

print: ISBN 978-92-861-5539-0
pdf: ISBN 978-92-861-5537-6
eBook: ISBN 978-92-861-5538-3

© European Investment Bank, 06/2023 EN