

2021

FINANCING AND BORROWING ACTIVITIES



European
Investment
Bank

The EU bank 

2021

FINANCING AND BORROWING ACTIVITIES

European Investment Bank financing and borrowing activities 2021

© European Investment Bank, 2022.

98-100, boulevard Konrad Adenauer – L-2950 Luxembourg

+352 4379-1

info@eib.org

www.eib.org

twitter.com/eib

facebook.com/europeaninvestmentbank

youtube.com/eibtheeubank

All rights reserved.

All questions on rights and licensing should be addressed to publications@eib.org.

Our investments support sustainability everywhere, including in biodiversity. One million species are in danger of extinction, and pollinators are in severe decline. That's a moral challenge to humanity, but it's also an economic problem. Crop pollination contributes the equivalent of €150 billion every year; ecosystems contribute as much as €140 trillion to the world economy annually. The pollinators are small, but their contribution to our lives is huge. That's why we're putting them right on the covers of our major reports this year.

The EIB wishes to thank the following promoters and suppliers for the photographs illustrating this report.

©Photo credits: EIB, Shutterstock. All rights reserved.

Authorisation to reproduce or use these photos must be requested directly from the copyright holder.

For further information on the EIB's activities, please consult our website, www.eib.org.

You can also contact info@eib.org. Get our e-newsletter at www.eib.org/sign-up

Published by the European Investment Bank.

Printed on FSC® paper.

The EIB uses paper certified by the Forest Stewardship Council (FSC). Because it's made by people who like trees.

FSC promotes environmentally sound, socially beneficial, and economically viable management of the world's forests.

We all know reading is good for you. It's good for the planet, too – as long as you read on the right paper.

ABOUT THIS REPORT

At the European Investment Bank, we measure success in terms of our impact on people's lives across the globe. This report on EIB financing and borrowing activities lets you assess our work, too.

The 2021 report provides detailed information on the EIB's lending and borrowing. The European Investment Bank is the finance arm of the European Union and one of the world's biggest supranational lenders. The report's highlights show our investments country by country. We show the share of funding among EU countries and in regions beyond Europe. There are profile pages for each EU country, with graphs showing lending in different economic sectors. You can follow our financing activity over five years. We include a full list of projects signed in each country and the amount of money involved. We indicate the policy goals addressed in each project. Additional pages list projects signed outside the European Union.

The supplement section shows investment by country, policy goal and economic sector for 2021, and then over the 2017-2021 period. This enables a deeper understanding of trends in lending.

The highlights show the currencies used when we sell bonds to raise money for lending, while the supplement provides more details on the money we raise.

The report concludes with a summary of the European Investment Fund's 2021 results and its work in equity deals, guarantees and inclusive finance. These are the EIF's three main areas of operations.

THE IMPACT OF THE CORONAVIRUS PANDEMIC

The coronavirus pandemic continued to hurt the global economy in 2021 by crippling demand, disrupting supply chains, and by creating huge uncertainties for businesses and consumers. It has been one of the most severe blows to economic growth on record, forcing extraordinary economic policy measures around the world. The European Investment Bank has supported its clients and the economy throughout the pandemic with emergency support measures, without sacrificing other priorities, such as the climate crisis.

The EIB Group's expertise in healthcare finance has become more important than ever during this pandemic. To respond to the coronavirus, we invested many billions in life-science companies to develop new treatments for people who get sick, improve testing, and create ground-breaking vaccines.

We approved €900 million in financing for the COVAX initiative, which has delivered more than 1 billion COVID-19 vaccine doses to people in need around the world. More than 780 million people worldwide are set to benefit from the healthcare investments we made in 2021.

As part of the European Union's €540 billion COVID-19 response package, we set up the European Guarantee Fund to invest nearly €25 billion and help thousands of companies struggling during the pandemic. The fund has supported more than 400 different operations in 22 EU countries.

We are continuing to make coronavirus-related investments around the world to support healthcare needs. We are also supporting small and medium-sized businesses, which have been hit particularly hard during the pandemic. Almost half of our financing in 2021 — €45 billion — went to small and medium companies.

In 2022, the EIB plans to maximise its impact by increasing its support for bold, innovative projects in need of patient, long-term investment and by providing more advisory assistance. We also plan many new activities in EIB Global, our development arm.

CONTENTS

6 EUROPEAN INVESTMENT BANK

6 HIGHLIGHTS 2021

7 GEOGRAPHICAL BREAKDOWN OF FINANCE CONTRACTS SIGNED

8 EUROPEAN UNION

8	AUSTRIA	19	FRANCE	34	NETHERLANDS
10	BELGIUM	22	GERMANY	36	POLAND
12	BULGARIA	24	GREECE	38	PORTUGAL
13	CROATIA	26	HUNGARY	39	REGIONAL – EU COUNTRIES
14	CYPRUS	27	IRELAND	40	ROMANIA
15	CZECH REPUBLIC	28	ITALY	41	SLOVAKIA
16	DENMARK	31	LATVIA	42	SLOVENIA
17	ESTONIA	32	LITHUANIA	43	SPAIN
18	FINLAND	33	LUXEMBOURG	46	SWEDEN

47 OUTSIDE THE EUROPEAN UNION

47	EUROPEAN FREE TRADE ASSOCIATION (EFTA) COUNTRIES
47	CANDIDATE COUNTRIES
48	POTENTIAL CANDIDATE COUNTRIES
48	EASTERN EUROPE, SOUTH CAUCASUS
49	MEDITERRANEAN COUNTRIES
50	AFRICAN, CARIBBEAN AND PACIFIC (ACP) STATES
53	OVERSEAS COUNTRIES AND TERRITORIES (OCTS)
53	SOUTH AFRICA
53	ASIA (EXCL. CENTRAL ASIA)
53	CENTRAL ASIA
54	LATIN AMERICA

55 STATISTICAL SUPPLEMENT

76 EUROPEAN INVESTMENT FUND

76 HIGHLIGHTS 2021

77	EIF EQUITY SIGNATURES
82	EIF GUARANTEE SIGNATURES
87	EIF INCLUSIVE FINANCE SIGNATURES

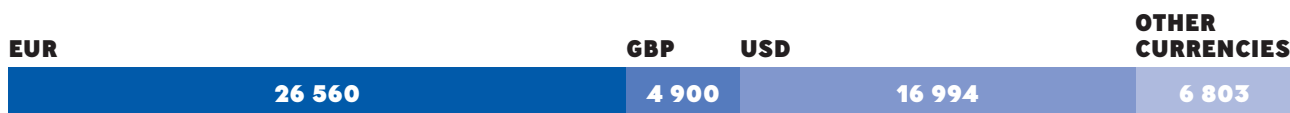
EUROPEAN INVESTMENT BANK

HIGHLIGHTS 2021

Resources raised (before swaps) (€ million)

Total:

€55 256



Financing activity (€ million)

APPROVED: **€55 830**



SIGNED: **€65 356**



DISBURSED: **€41 372**

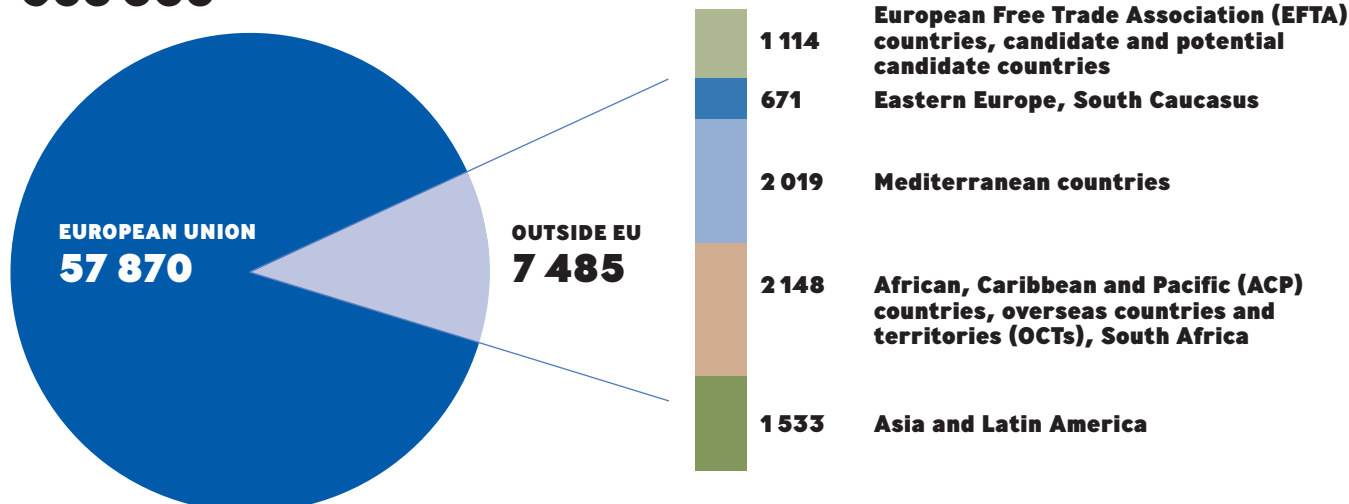


European Union
Outside the European Union

Geographical breakdown of signatures (€ million)

Total:

€65 356



GEOGRAPHICAL BREAKDOWN OF FINANCE CONTRACTS SIGNED

(€ million)

	2021		2017-2021	
	Amount	%	Amount	%
Austria	1 437	2.2	7 157	2.2
Belgium	2 700	4.1	8 686	2.7
Bulgaria	176	0.3	854	0.3
Croatia	113	0.2	1 903	0.6
Cyprus	234	0.4	1 255	0.4
Czech Republic	1 003	1.5	4 939	1.5
Denmark	689	1.1	3 602	1.1
Estonia	271	0.4	1 011	0.3
Finland	1 724	2.6	7 219	2.3
France	9 153	14.0	38 414	12.0
Germany	4 612	7.1	27 259	8.5
Greece	2 898	4.4	11 260	3.5
Hungary	880	1.3	3 788	1.2
Ireland	672	1.0	4 241	1.3
Italy	9 860	15.1	48 827	15.2
Latvia	99	0.2	540	0.2
Lithuania	97	0.1	1 467	0.5
Luxembourg	34	0.1	287	0.1
Malta	–	–	143	0.0
Netherlands	2 041	3.1	10 825	3.4
Poland	5 769	8.8	23 727	7.4
Portugal	876	1.3	6 859	2.1
Regional - EU countries	999	1.3	5 184	1.4
Romania	842	0.4	4 351	0.5
Slovakia	240	0.1	1 539	0.2
Slovenia	80	13.7	598	13.1
Spain	8 962	2.2	41 978	2.9
Sweden	1 409	1.5	9 357	1.6
European Union	57 870	88.5	277 271	86.5
<i>of which third-party resources</i>	<i>10 045</i>		<i>11 357</i>	
EFTA countries ⁽¹⁾	266	0.4	965	0.3
Former Member State: United Kingdom	–	–	3 231	1.0
Candidate countries	667	1.0	3 642	1.1
Potential candidate countries	182	0.3	1 162	0.4
Eastern Europe, South Caucasus	671	1.0	4 571	1.4
Mediterranean countries	2 019	3.1	11 783	3.7
ACP states / OCTs	2 126	3.3	8 800	2.7
South Africa	22	0.0	350	0.1
Asia, Central Asia	841	1.3	5 485	1.7
Latin America	692	1.1	3 222	1.0
Outside the European Union	7 485	11.5	43 210	13.5
<i>of which third-party resources</i>	<i>1 046</i>		<i>5 187</i>	
Total	65 356	100.0	320 481	100.0

Note:

Amounts are expressed in € million.

To record statistics on its financing operations — contract signatures and disbursements — the EIB uses the following conversion rates: conversion rates obtained on the day of the operation.

As round figures are used, it is possible that the totals do not correspond to the sum of the individual amounts.

The new public policy goals have been presented in the Operational Plan 2021. In the list of operations within the European Union, the public policy goals with which projects comply are indicated in the right-hand column:

- Sustainable cities and regions (SC-R)
- Sustainable energy and natural resources (SE-NR)
- Innovation, digital and human capital (INNOV-D-HC)
- SME and mid-cap finance (SME)

Transversal indicators

- Economic and social cohesion (ESC)
- Climate action and environmental sustainability (CA-ES)

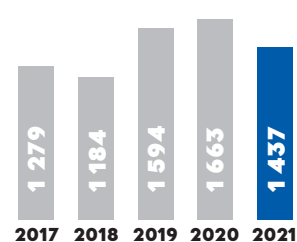
In the list of operations outside the European Union, loans from own resources are indicated by *, and financing operations from third-party resources, in the form of either a conditional loan or an equity participation, by ▲.

⁽¹⁾ European Free Trade Association (EFTA).

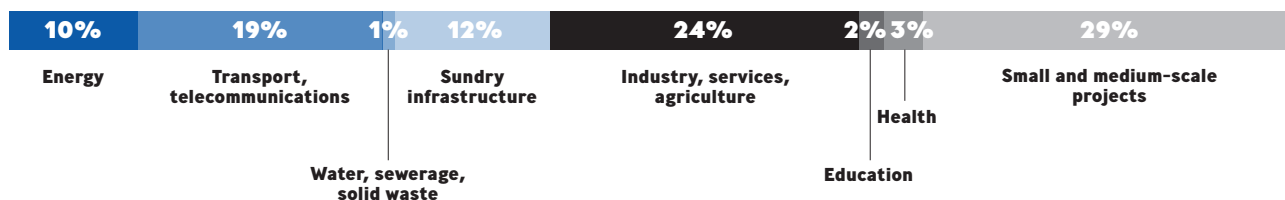
EUROPEAN UNION

AUSTRIA

Signatures
2017-2021 (in € million)



Signatures by sector from 2017 to 2021



€1 436.9 million

Project Name	Partner	Amount (€ million)	SC-R	SE-NR	INNOV-D-HC	SME	CA-ES	ESC
CITYJET REGIONAL ROLLING STOCK	OEBB-PERSONENVERKEHR AG	150.0	■	■	■	■	■	■
MODERNISIERUNG KLINIKEN KABEG	LANDESKRANKENANSTALTEN BETRIEBSGESELLSCHAFT	50.0	■	■	■	■	■	■
RLB STEIERMARK ENHANCED SME & MIDCAP SUPPORT	EUROPEAN INVESTMENT FUND	57.4	■	■	■	■	■	■
TOURRADAR (EGF VD)	TOURRADAR GMBH	14.0	■	■	■	■	■	■
VIENNA SCHOOL PPP CAMPI RAPPACHGASSE AND LANDGUT	STADT WIEN	41.7	■	■	■	■	■	■
VIENNA SCHOOL PPP CAMPI RAPPACHGASSE AND LANDGUT	STADT WIEN	1.1	■	■	■	■	■	■
AFFORDABLE HOUSING AUSTRIA HYPO NOE (PL)	HYPO NOE LANDESBANK FUER NIEDEROESTERREICH UND WIEN AG	105.0	■	■	■	■	■	■
AFFORDABLE HOUSING AUSTRIA HYPO NOE (PL)	HYPO NOE LANDESBANK FUER NIEDEROESTERREICH UND WIEN AG	45.0	■	■	■	■	■	■
AFFORDABLE HOUSING AUSTRIA ERSTE BANK (PL)	ERSTE BANK DER OESTERREICHISCHEN SPARKASSEN AG	50.0	■	■	■	■	■	■

SC-R Sustainable cities and regions
SE-NR Sustainable energy and natural resources

INNOV-D-HC Innovation, digital and human capital
SME SME and mid-cap finance

CA-ES Climate action and environmental sustainability
ESC Economic and social cohesion

AUSTRIA (CONTINUED)

			SC-R	SE-NR	INNOV-D-HC	SME	CA-ES	ESC
CORTICAL ARTIFICIAL INTELLIGENCE (EGFF)	CORTICAL.IO AG	3.8	■	■	■	■	■	■
CORTICAL ARTIFICIAL INTELLIGENCE (EGFF)	CORTICAL.IO AG	3.8	■	■	■	■	■	■
RBI EGF ENHANCED SUPPORT FOR MIDCAPS	RAIFFEISEN BANK INTERNATIONAL AG	300.0	■	■	■	■	■	■
ERSTE EGF ENHANCED SUPPORT FOR MIDCAPS	ERSTE BANK DER OESTERREICHISCHEN SPARKASSEN AG	200.0	■	■	■	■	■	■
GRAZ STRASSENBAHN 2023PLUS	LANDESHAUPTSTADT GRAZ	70.0	■	■	■	■	■	■
BERENBERG EGF ENHANCED SUPPORT	JOH. BERENBERG GOSSLER & CO KG	43.1	■	■	■	■	■	■
USOUND (EGF VD)	USOUND GMBH	15.0	■	■	■	■	■	■
INNOVACELL (EGF VD)	INNOVACELL AG	15.0	■	■	■	■	■	■
RVS LOAN FOR SMES MIDCAPS & OTHER OBJECTIVES II	RAIFFEISENVERBAND SALZBURG EGEN	17.0	■	■	■	■	■	■
RAIFFEISEN LEASING ABS SMES & MIDCAPS COVID-19	ROOF AT SA	150.0	■	■	■	■	■	■
HYPO TIROL MBIL	HYPO TIROL BANK AG	25.0	■	■	■	■	■	■
RLB OO LOAN FOR SMES & MIDCAPS IV	RAIFFEISENLANDESBANK OBEROESTERREICH AG	80.0	■	■	■	■	■	■

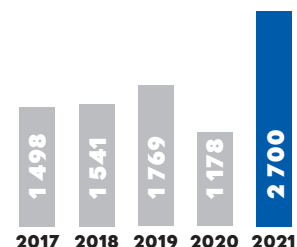
SC-R Sustainable cities and regions
SE-NR Sustainable energy and natural resources

INNOV-D-HC Innovation, digital and human capital
SME SME and mid-cap finance

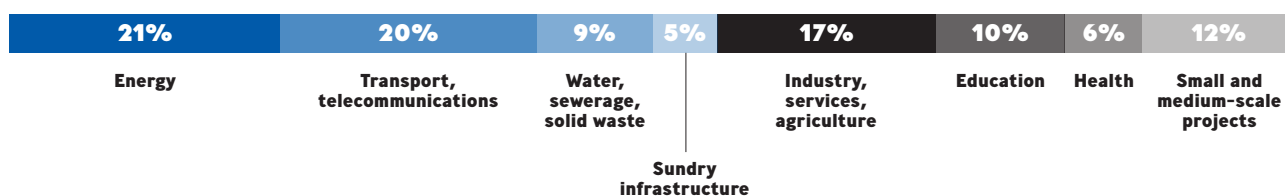
CA-ES Climate action and environmental sustainability
ESC Economic and social cohesion

BELGIUM

Signatures
2017-2021 (in € million)



Signatures by sector from 2017 to 2021



€2 699.9 million

SC-R
SE-NR
INNOV-D-HC
SME
CA-ES
ESC

OOSTERWEEL CONNECTION	VLAAMS GEWEST, BEHEERSMAATSCHAPPIJ ANTWERPEN MOBIEL	250.0	■	■	■	■	■	■	■	■	■	■	■	■	■	■	■	■	■
FLANDERS SUSTAINABLE WASTEWATER TREATMENT (AQF)	AQUAFIN NV	100.0	■	■	■	■	■	■	■	■	■	■	■	■	■	■	■	■	■
MIDIAGNOSTICS - COVID RAPID PCR (IDFF)	MIDIAGNOSTICS SA	20.0	■	■	■	■	■	■	■	■	■	■	■	■	■	■	■	■	■
ADVANCED TYRE MANUFACTURING EUROPE	BRIDGESTONE EUROPE NV	5.0	■	■	■	■	■	■	■	■	■	■	■	■	■	■	■	■	■
AM HIGHTECH AND SUSTAINABLE STEEL RDI - COVID-19	ARCELORMITTAL	70.0	■	■	■	■	■	■	■	■	■	■	■	■	■	■	■	■	■
VALEO RDI FOR ELECTRIC VEHICLES AND CAR SAFETY	VALEO	3.0	■	■	■	■	■	■	■	■	■	■	■	■	■	■	■	■	■
UNIVERCELLS - COVID (IDFF)	UNIVERCELLS SA, QUANTOOM BIOSCIENCES SA, EXOTHERA	30.0	■	■	■	■	■	■	■	■	■	■	■	■	■	■	■	■	■
FLUVIUS SMART METERS	FLUVIUS SYSTEM OPERATOR	150.0	■	■	■	■	■	■	■	■	■	■	■	■	■	■	■	■	■
COMMUNAUTE FRANCAISE (BE) EDUCATION INFRA	COMMUNAUTE FRANCAISE DE BELGIQUE	300.0	■	■	■	■	■	■	■	■	■	■	■	■	■	■	■	■	■
UCB INFLEXIO NEW MANUFACTURING PLANT AND R&D	UCB SA	350.0	■	■	■	■	■	■	■	■	■	■	■	■	■	■	■	■	■
ISTAR (EGF VD)	ISTAR MEDICAL	20.0	■	■	■	■	■	■	■	■	■	■	■	■	■	■	■	■	■
PMV EGF MIDCAPS RISK SHARING	GIGARANT NV	350.0	■	■	■	■	■	■	■	■	■	■	■	■	■	■	■	■	■
INBIOSE (EGF VD)	INBIOSE NV	15.0	■	■	■	■	■	■	■	■	■	■	■	■	■	■	■	■	■

SC-R Sustainable cities and regions
SE-NR Sustainable energy and natural resources

INNOV-D-HC Innovation, digital and human capital
SME SME and mid-cap finance

CA-ES Climate action and environmental sustainability
ESC Economic and social cohesion

BELGIUM (CONTINUED)

			SC-R	SE-NR	INNOV-D-HC	SME	CA-ES	ESC
BERENBERG EGF ENHANCED SUPPORT	JOH. BERENBERG GOSSLER & CO KG	16.9	■	■	■	■	■	■
WALLONIA SOC HOUSING ENER EFF & FLOOD RESILIENCE	REGION WALLONNE	435.0	■	■	■	■	■	■
WALLONIA SOC HOUSING ENER EFF & FLOOD RESILIENCE	REGION WALLONNE	165.0	■	■	■	■	■	■
SUSTAINABLE DAIRY RDI	KONINKLIJKE FRIESLANDCAMPINA NV	7.5	■	■	■	■	■	■
BONE THERAPEUTICS (EGF VD)	BONE THERAPEUTICS SA	16.0	■	■	■	■	■	■
NEXANS ELECTRIFICATION RDI	NEXANS SA	10.6	■	■	■	■	■	■
MEDIA DIGITAL TRANSFORMATION	DPG MEDIA SERVICES	62.0	■	■	■	■	■	■
FLUVIUS ENERGY TRANSITION INFRA	FLUVIUS SYSTEM OPERATOR	150.0	■	■	■	■	■	■
DE LAGE LANDEN SUSTAINABILITY L4 SME-MIDCAPS	DE LAGE LANDEN INTERNATIONAL BV	24.0	■	■	■	■	■	■
DE LAGE LANDEN CIRCULARITY L4 SME-MIDCAPS II	DE LAGE LANDEN INTERNATIONAL BV	50.0	■	■	■	■	■	■
SRIW COVID-19 RESPONSE LOAN FOR SMES & MIDCAPS	SOCIETE REGIONALE D'INVESTISSEMENT DE WALLONIE	100.0	■	■	■	■	■	■

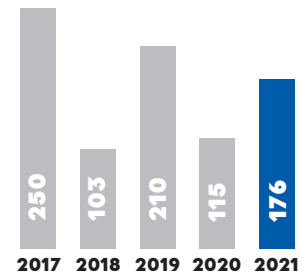
SC-R Sustainable cities and regions
SE-NR Sustainable energy and natural resources

INNOV-D-HC Innovation, digital and human capital
SME SME and mid-cap finance

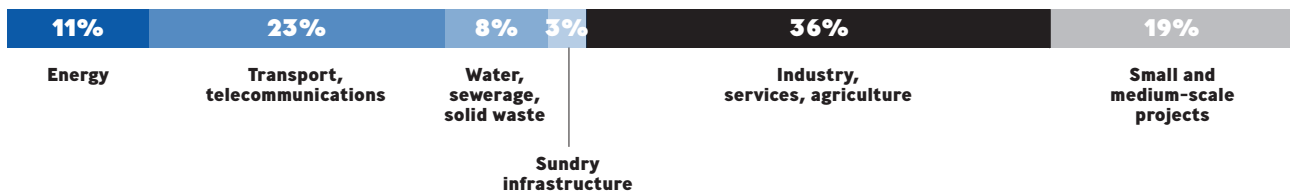
CA-ES Climate action and environmental sustainability
ESC Economic and social cohesion

BULGARIA

Signatures
2017-2021 (in € million)



Signatures by sector from 2017 to 2021



€176.2 million

SC-R
SE-NR
INNOV-D-HC
SME
CA-ES
ESC

FOOD INDUSTRY CAPACITY EXPANSION	OLIVA AD	6.2	■ ■ ■ ■ ■ ■ ■ ■ ■ ■
SOFIA AIRPORT CONCESSION FL	SOF CONNECT AD	40.0	■ ■ ■ ■ ■ ■ ■ ■ ■ ■
SOFIA ROADS AND SUSTAINABLE MOBILITY	SOFIA MUNICIPALITY	60.0	■ ■ ■ ■ ■ ■ ■ ■ ■ ■
UNICREDIT BULBANK BULGARIA EGF RISK SHARING	UNICREDIT BULBANK AD	60.0	■ ■ ■ ■ ■ ■ ■ ■ ■ ■
EDS (EGF VD)	ENDUROSAT AD	10.0	■ ■ ■ ■ ■ ■ ■ ■ ■ ■

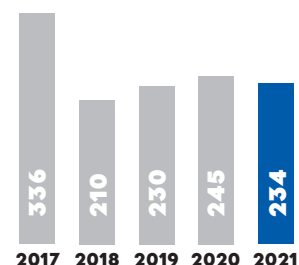
SC-R Sustainable cities and regions
SE-NR Sustainable energy and natural resources

INNOV-D-HC Innovation, digital and human capital
SME SME and mid-cap finance

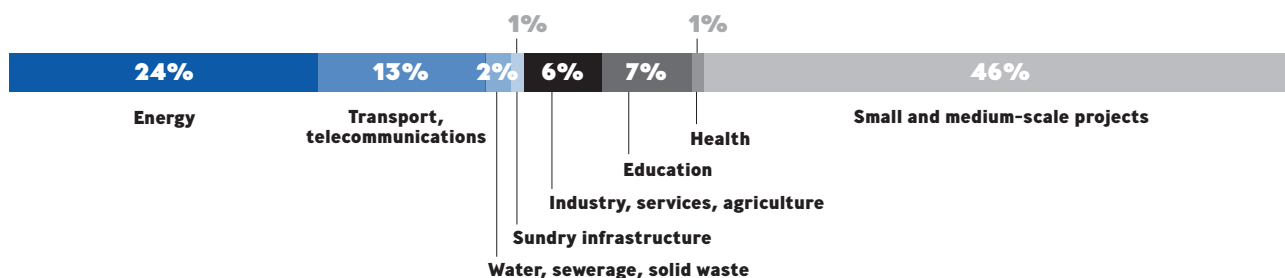
CA-ES Climate action and environmental sustainability
ESC Economic and social cohesion

CYPRUS

Signatures
2017-2021 (in € million)



Signatures by sector from 2017 to 2021



€233.6 million

Project Name	Entity	Value (€ million)	SC-R	SE-NR	INNOV-D-HC	SME	CA-ES	ESC
NATIONAL ROADS III	REPUBLIC OF CYPRUS	112.0	■	■	■	■	■	■
HELLAS DIRECT (EGFF)	HD INSURANCE LTD, HD 360 LTD	7.5	■	■	■	■	■	■
HELLAS DIRECT (EGFF)	HD INSURANCE LTD, HD 360 LTD	7.5	■	■	■	■	■	■
CYPRUS ENTREPRENEURSHIP SCHEME II	REPUBLIC OF CYPRUS	100.0	■	■	■	■	■	■
FOF CY - ALPHA BANK CYPRUS LTD	ALPHA BANK CYPRUS LTD	3.3	■	■	■	■	■	■
FOF CY - ALPHA BANK CYPRUS LTD	ALPHA BANK CYPRUS LTD	3.3	■	■	■	■	■	■

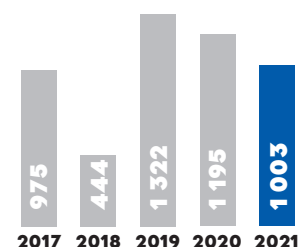
SC-R Sustainable cities and regions
SE-NR Sustainable energy and natural resources

INNOV-D-HC Innovation, digital and human capital
SME SME and mid-cap finance

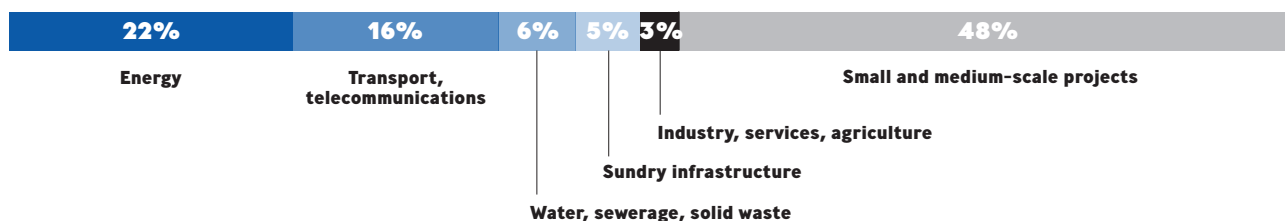
CA-ES Climate action and environmental sustainability
ESC Economic and social cohesion

CZECH REPUBLIC

Signatures
2017-2021 (in € million)



Signatures by sector from 2017 to 2021



€1 003.1 million

Project Name	Beneficiary	Amount (€ million)	SC-R	SE-NR	INNOV-D-HC	SME	CA-ES	ESC
CENTRAL BOHEMIA REGIONAL INFRASTRUCTURE	STREDOCESKY KRAJ	68.6	■	■	■	■	■	■
VALEO RDI FOR ELECTRIC VEHICLES & CAR SAFETY	VALEO	48.0	■	■	■	■	■	■
LASSELSBERGER CERAMICS MODERNIZATION & EE	LASSELSBERGER GMBH	20.0	■	■	■	■	■	■
CEZ DISTRIBUTION NETWORK UPGRADE II	CEZ DISTRIBUCE AS	300.0	■	■	■	■	■	■
CEZ DISTRIBUTION NETWORK UPGRADE II	CEZ DISTRIBUCE AS	100.0	■	■	■	■	■	■
CEPS TRANSMISSION NETWORK UPGRADE - GREEN LOAN	CEPS AS	142.1	■	■	■	■	■	■
SGEF CZ CLIMATE ACTION & OTHER PRIORITIES II	SG EQUIPMENT FINANCE CZECH REPUBLIC SRO	80.0	■	■	■	■	■	■
KOMERCNI BANKA COVID-19 RESPONSE FOR SME & MIDCAPS	KOMERCNI BANKA AS	49.4	■	■	■	■	■	■
CMZRB LOAN FOR MUNICIPAL & REGIONAL DEVELOPMENT	NARODNI ROZVOJOVA BANKA AS	195.0	■	■	■	■	■	■

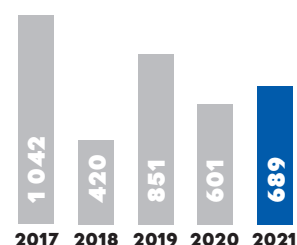
SC-R Sustainable cities and regions
SE-NR Sustainable energy and natural resources

INNOV-D-HC Innovation, digital and human capital
SME SME and mid-cap finance

CA-ES Climate action and environmental sustainability
ESC Economic and social cohesion

DENMARK

Signatures
2017-2021 (in € million)



Signatures by sector from 2017 to 2021



€689.0 million

Project Name	Counterparty	Amount (€ million)	SC-R	SE-NR	INNOV-D-HC	SME	CA-ES	ESC
EUROPEAN SPALLATION SOURCE - ESS	EUROPEAN SPALLATION SOURCE ERIC	12.5						
DSB NEW TRAINS	DSB	350.0						
ARLA FOODS DAIRY RDI	ARLA FOODS AMBA	100.0						
GN STORE NORD - HEARING AIDS RDI	GN STORE NORD A/S	72.0						
WIND TECHNOLOGY RDI	SIEMENS GAMESA RENEWABLE ENERGY SA	72.0						
HALDOR TOPSOE INNOVATIVE CATALYSTS SOLUTIONS	HALDOR TOPSOE AS	45.0						
DE LAGE LANDEN LOAN FOR SMES & MIDCAPS NORDICS IV	DE LAGE LANDEN INTERNATIONAL BV	37.5						

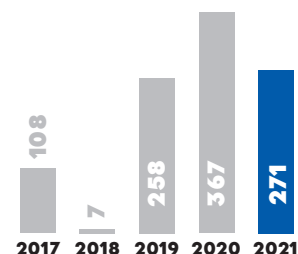
SC-R Sustainable cities and regions
SE-NR Sustainable energy and natural resources

INNOV-D-HC Innovation, digital and human capital
SME SME and mid-cap finance

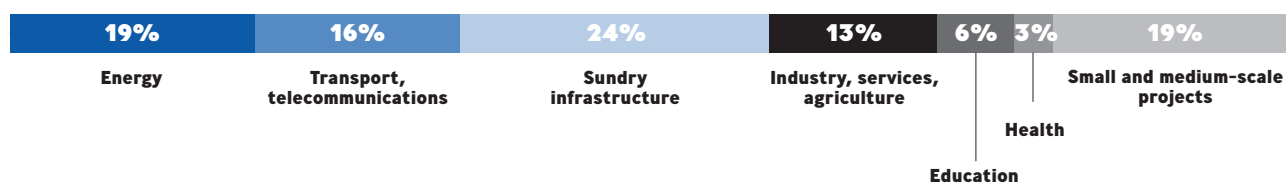
CA-ES Climate action and environmental sustainability
ESC Economic and social cohesion

ESTONIA

Signatures
2017-2021 (in € million)



Signatures by sector from 2017 to 2021



€271.2 million

Project Name	Partner	Amount (€ million)	SC-R	SE-NR	INNOV-D-HC	SME	CA-ES	ESC
EU FUNDS CO-FINANCING 2014-2020 (EST)	REPUBLIC OF ESTONIA	120.0	■	■	■	■	■	■
STARSHIP (EGFF)	STARSHIP TECHNOLOGIES OUE	25.0	■	■	■	■	■	■
STARSHIP (EGFF)	STARSHIP TECHNOLOGIES OUE	25.0	■	■	■	■	■	■
TALLINN SUSTAINABLE INFRASTRUCTURE	CITY OF TALLINN	100.0	■	■	■	■	■	■
ALTUM COVID-19 CRISIS RESPONSE LOAN FOR SMES	ATTISTIBAS FINANSU INSTITUCIJA ALTUM AS	1.2	■	■	■	■	■	■

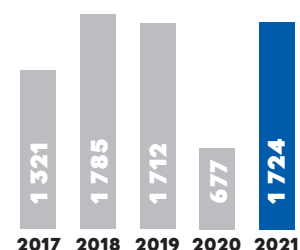
SC-R Sustainable cities and regions
SE-NR Sustainable energy and natural resources

INNOV-D-HC Innovation, digital and human capital
SME SME and mid-cap finance

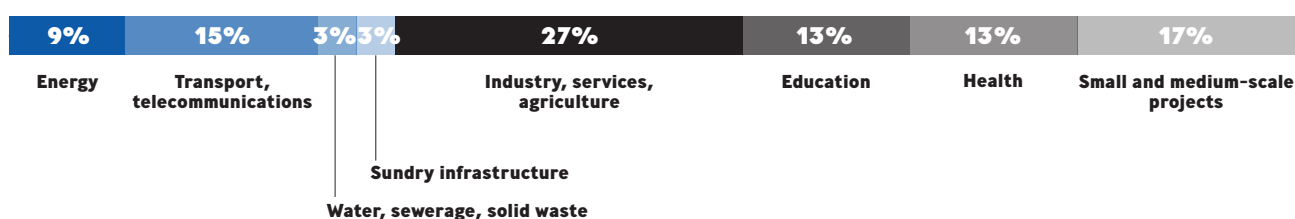
CA-ES Climate action and environmental sustainability
ESC Economic and social cohesion

FINLAND

Signatures 2017-2021 (in € million)



Signatures by sector from 2017 to 2021



€1 724.1 million

Project Name	Counterparty	Value (€ million)	SC-R	SE-NR	INNOV-D-HC	SME	CA-ES	ESC
WESTMETRO ESPOO EXTENSION	LAENSIMETRO OY	65.0						
NORDEA ENHANCED SUPPORT FOR SMES & MIDCAPS	EUROPEAN INVESTMENT FUND	94.1						
KEMI BIOPRODUCT MILL	METSA FIBRE OY	200.0						
LAPLAND CENTRAL HOSPITAL	LAPIN SAIRAANHOITOPPIIRIN KUNTAYHTYMAE	72.0						
VAASA CENTRAL HOSPITAL	VASA SJUKVAARSDISTRIKT SAMKOMMUN-VAASAN SAIRAANHOITOPPIIRIN KUNTAYHTYMAE	72.5						
ESPOO EDUCATION INFRASTRUCTURE II	ESPOON KAUPUNKI	200.0						
EGF - OP CORPORATE BANK MIDCAP RS INSTRUMENT	OP YRITYSPANKKI OYJ	195.0						
TACTOTEK (EGF VD)	TACTOTEK OY	15.0						
EGF - FINNVERA LRS INSTRUMENT	FINNVERA OYJ	487.5						
FII CO-INVESTMENT FACILITY (EGF)	SPECIAL PURPOSE ENTITY(IES)/FUND	50.0						
SENSIBLE4 AUTONOMOUS DRIVING (EGF VD)	SENSIBLE 4 OY	8.0						
HEMSO HEALTH AND OTHER COMMUNITY INFRASTRUCTURES	HEMSOE FASTIGHETS AB	5.0						
ENERGY EFFICIENT RENOVATIONS	SATO OYJ	80.0						
CO-INVESTMENT OMNES WIND FINLAND	OMNES CO-INVEST ILMATAR SLP	35.0						
ORION - CORE THERAPEUTIC II	ORION OYJ	100.0						
VARJO (EGF VD)	VARJO TECHNOLOGIES OY	20.0						
DE LAGE LANDEN LOAN FOR SMES & MIDCAPS NORDICS IV	DE LAGE LANDEN INTERNATIONAL BV	25.0						

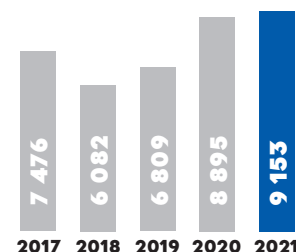
SC-R Sustainable cities and regions
SE-NR Sustainable energy and natural resources

INNOV-D-HC Innovation, digital and human capital
SME SME and mid-cap finance

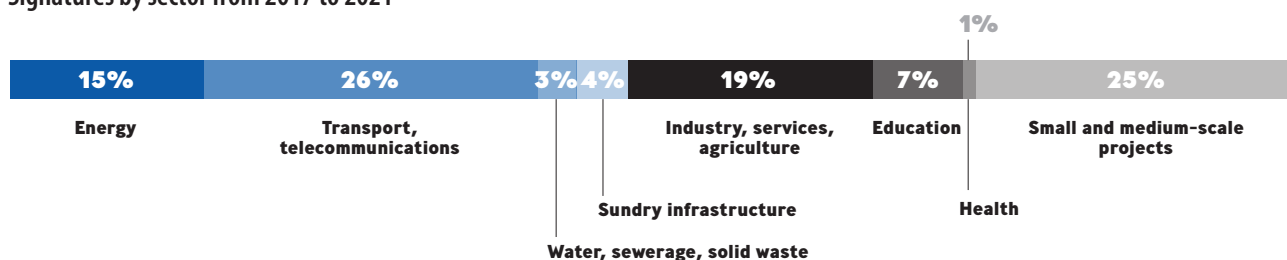
CA-ES Climate action and environmental sustainability
ESC Economic and social cohesion

FRANCE

Signatures
2017-2021 (in € million)



Signatures by sector from 2017 to 2021



€9 153.0 million

Project Name	Partner	Amount (€ million)	SC-R	SE-NR	INNOV-D-HC	SME	CA-ES	ESC
FRENCH OFFSHORE ROUND 1 - COURSEULLES-SUR-MER	EOLIENNES OFFSHORE DU CALVADOS SAS	350.0	■	■	■	■	■	■
NORMANDIE MATERIEL ROULANT	REGION NORMANDIE	280.0	■	■	■	■	■	■
ARIANE 6 EUROPEAN SPACE LAUNCHER PROGRAM	ARIANESPACE SAS	87.6	■	■	■	■	■	■
ARIANE 6 EUROPEAN SPACE LAUNCHER PROGRAM	ARIANESPACE SAS	49.8	■	■	■	■	■	■
GVM - MEDICAL CARE	GRUPPO VILLA MARIA SPA	9.9	■	■	■	■	■	■
RENOUVELLEMENT METRO MARSEILLE	DEPARTEMENT DES BOUCHES-DU-RHONE	82.2	■	■	■	■	■	■
FONDS TOURISME OCCITANIE	FONDS TOURISME OCCITANIE SLP	6.0	■	■	■	■	■	■
PROVENCE GRAND LARGE FLOATING OFFSHORE (EDP)	PARC EOLIEN OFFSHORE DE PROVENCE GRAND LARGE SAS	50.0	■	■	■	■	■	■
ELDERLY AFFORDABLE ASSISTED LIVING FRANCE	KORIAN SA	80.0	■	■	■	■	■	■
PV HYBRID STORAGE SYSTEM DEMO PROJECT (EDP)	CEOG SAS	25.0	■	■	■	■	■	■
EURALIS RDI PROGRAMME	EURALIS FINANCES SNC	44.0	■	■	■	■	■	■
PORTS OCCITANS	REGION OCCITANIE	150.0	■	■	■	■	■	■
REGION GRAND-EST MATERIEL ROULANT	REGION GRAND EST	150.0	■	■	■	■	■	■
VENTE-PRIVEE DIGITALISATION INVESTMENT PROGRAMME	VENTE-PRIVEE.COM SA	80.0	■	■	■	■	■	■
ENGIE SOLUTIONS DHC NETWORKS	ENGIE ENERGIE SERVICES, COMPAGNIE PARISIENNE DE CHAUFFAGE URBAIN SA, CLIMESPACE	253.5	■	■	■	■	■	■
AM HIGHTECH AND SUSTAINABLE STEEL RDI - COVID-19	ARCELORMITTAL	156.8	■	■	■	■	■	■

SC-R Sustainable cities and regions
SE-NR Sustainable energy and natural resources

INNOV-D-HC Innovation, digital and human capital
SME SME and mid-cap finance

CA-ES Climate action and environmental sustainability
ESC Economic and social cohesion

FRANCE (CONTINUED)

			SGR	SE-NR	INNOV-D-HC	SME	CA-ES	ESC
OSE IMMUNOTHERAPEUTICS (EGFF) (COVID-19)	OSE IMMUNOTHERAPEUTICS SA	12.5	■	■	■	■	■	■
OSE IMMUNOTHERAPEUTICS (EGFF) (COVID-19)	OSE IMMUNOTHERAPEUTICS SA	12.5	■	■	■	■	■	■
BPI CLIMATE MIDCAP RISK SHARING PLATFORM	BPIFRANCE SA	225.0	■	■	■	■	■	■
FONDS TOURISME COTE D'AZUR	FONDS TOURISME COTE D'AZUR SLP	30.0	■	■	■	■	■	■
FRENCH 5G ROLLOUT	BOUYGUES TELECOM SA	350.0	■	■	■	■	■	■
SORBONNE BUSINESS INCUBATOR BUILDING	SORBONNE UNIVERSITE	33.0	■	■	■	■	■	■
CALEF - PAN-EUROPEAN RENEWABLE ENERGY FL	CREDIT AGRICOLE SA	120.0	■	■	■	■	■	■
LABORATOIRES THEA INNOVATION PROGRAMME	LABORATOIRES THEA SAS	50.0	■	■	■	■	■	■
DISTRIBUTION EAU DE PARIS	EAU DE PARIS	130.0	■	■	■	■	■	■
VALEO RDI FOR ELECTRIC VEHICLES AND CAR SAFETY	VALEO	300.0	■	■	■	■	■	■
VALEO RDI FOR ELECTRIC VEHICLES AND CAR SAFETY	VALEO	132.0	■	■	■	■	■	■
SURGIVISIO (EGFF)	ECENTIAL ROBOTICS SAS	7.5	■	■	■	■	■	■
SURGIVISIO (EGFF)	ECENTIAL ROBOTICS SAS	7.5	■	■	■	■	■	■
SENNER (EGF VD)	SENNER GMBH	5.0	■	■	■	■	■	■
SAFRAN DECARBONISATION RDI PROGRAM	SAFRAN	500.0	■	■	■	■	■	■
ELECTRICAL SOLUTIONS RDI PROGRAMME - COVID-19	GLEN DIMPLEX EUROPE HOLDINGS LTD	30.8	■	■	■	■	■	■
FRANCE INVESTISSEMENT TOURISME 2	PRIVATE ENTITY(IES)	60.0	■	■	■	■	■	■
REGION AUVERGNE RHONE ALPES - MATERIEL ROULANT	REGION AUVERGNE-RHONE-ALPES	325.0	■	■	■	■	■	■
CARBIOS PET BIO-RECYCLING DEMO PLANT (EDP)	CARBIOS SA	30.0	■	■	■	■	■	■
EDUCATION YVELINES	DEPARTEMENT DES YVELINES	96.0	■	■	■	■	■	■
BPCE ACTION POUR LE CLIMAT II	BPCE	300.0	■	■	■	■	■	■
COLLEGES D'ALSACE	COLLECTIVITE EUROPEENNE D'ALSACE	175.0	■	■	■	■	■	■
COLLECTIVITES VS COVID-19 LE NORD	DEPARTEMENT DU NORD	100.0	■	■	■	■	■	■
BPI FRANCE EGF MIDCAP RISK SHARING	BPIFRANCE SA	750.0	■	■	■	■	■	■
REGENLAB (EGF VD)	REGEN LAB FRANCE SAS	10.0	■	■	■	■	■	■
CDC RENOVATION ENERGETIQUE LOGEMENT SOCIAL	CAISSE DES DEPOTS ET CONSIGNATIONS	500.0	■	■	■	■	■	■
MATERIEL ROULANT REGION HAUTS-DE-FRANCE	REGION HAUTS-DE-FRANCE	282.0	■	■	■	■	■	■
ROBOCATH (EGF VD)	ROBOCATH SAS	15.0	■	■	■	■	■	■
ARKEA RENEWABLE ENERGY FL	CREDIT MUTUEL ARKEA	200.0	■	■	■	■	■	■
STILLA TECHNOLOGIES (EGF VD)	STILLA TECHNOLOGIES SAS	20.0	■	■	■	■	■	■

SGR Sustainable cities and regions
SE-NR Sustainable energy and natural resources

INNOV-D-HC Innovation, digital and human capital
SME SME and mid-cap finance

CA-ES Climate action and environmental sustainability
ESC Economic and social cohesion

FRANCE (CONTINUED)

			SC-R	SE-NR	INNOV-D-HC	SME	CA-ES	ESC
BOURGOGNE-FRANCHE-COMTE INVESTMENT PROGRAMME	REGION BOURGOGNE-FRANCHE-COMTE	150.0	■	■	■	■	■	■
EAU DE PARIS BIODIVERSITY (NCFE)	EAU DE PARIS	3.8	■	■	■	■	■	■
LYON TRANSPORTS URBAINS 2026	SYTRAL SYNDICAT MIXTE DES TRANSPORTS POUR LE RHONE ET L'AGGLOMERATION LYONNAISE	500.0	■	■	■	■	■	■
MENTA (EGF VD)	MENTA SAS	7.5	■	■	■	■	■	■
QUANTUM SURGICAL (EGF VD)	QUANTUM SURGICAL SAS	15.0	■	■	■	■	■	■
REHABILITATION URBAINE GRENOBLE	GRENOBLE-ALPES METROPOLE	40.0	■	■	■	■	■	■
ALTEIA (EGF VD)	ALTEIA SAS	15.0	■	■	■	■	■	■
NEXANS ELECTRIFICATION RDI	NEXANS SA	63.4	■	■	■	■	■	■
ESSITY HEALTH AND HYGIENE PRODUCTS RDI	ESSITY AB (PUBL)	24.0	■	■	■	■	■	■
EDUCATION VAL-DE-MARNE	DEPARTEMENT DU VAL-DE-MARNE	150.0	■	■	■	■	■	■
INNOVATIVE VEHICLE AND AUTONOMOUS DRIVING RDI	ZF FRIEDRICHSHAFEN AG	12.5	■	■	■	■	■	■
EDUCATION GIRONDE	DEPARTEMENT DE LA GIRONDE	99.7	■	■	■	■	■	■
PRYSMIAN RDI PLAN EUROPE	PRYSMIAN SPA	22.4	■	■	■	■	■	■
CLN AM FOR AUTOMOTIVE STEEL COMPONENTS	CLN COILS LAMIERE NASTRI SPA	2.5	■	■	■	■	■	■
ENEDIS GREEN ELECTRICITY DISTRIBUTION NETWORK	ENEDIS	400.0	■	■	■	■	■	■
LYSOGENE (EGF VD)	LYSOGENE SA	15.0	■	■	■	■	■	■
CDC SECTEUR PUBLIC MBIL	CAISSE DES DEPOTS ET CONSIGNATIONS	500.0	■	■	■	■	■	■
BPCE SPORTS INFRASTRUCTURE MBIL	BPCE	100.0	■	■	■	■	■	■
SAAR LB CLIMATE ACTION MBIL II	LANDESBANK SAAR	18.8	■	■	■	■	■	■
LCL SOUTIEN ZONES MEDICALES EN TENSION MBIL	CREDIT AGRICOLE SA	200.0	■	■	■	■	■	■
BFCM - PROFESSIONS MEDICALES MBIL	BANQUE FEDERATIVE DU CREDIT MUTUEL	150.0	■	■	■	■	■	■

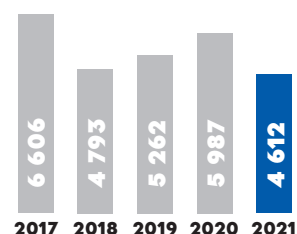
SC-R Sustainable cities and regions
SE-NR Sustainable energy and natural resources

INNOV-D-HC Innovation, digital and human capital
SME SME and mid-cap finance

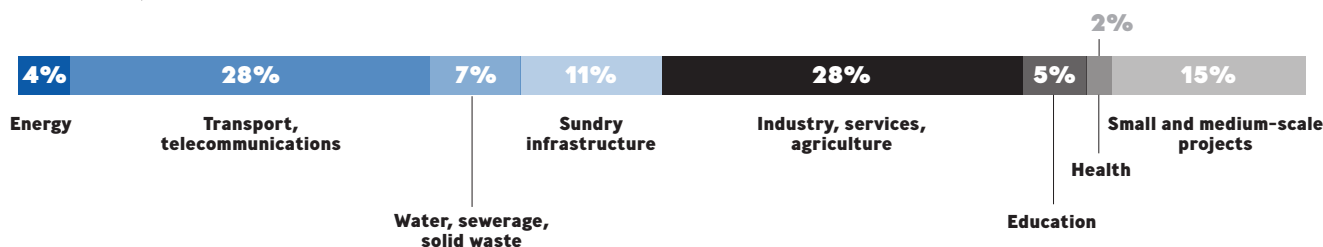
CA-ES Climate action and environmental sustainability
ESC Economic and social cohesion

GERMANY

Signatures
2017-2021 (in € million)



Signatures by sector from 2017 to 2021



€4 611.6 million

Project Name	Counterparty	Amount (€ million)	SC-R	SE-NR	INNOV-D-HC	SME	CA-ES	ESC
BVG FAHRZEUGBESCHAFFUNG BERLIN	BERLINER VERKEHRSBETRIEBE (BVG) AOER	300.0	■	■	■	■	■	■
SPAR&BAU ENERGY EFFICIENT HOUSING	WILHELMSHAVENER SPAR- UND BAUGESSELLSCHAFT EG	3.0	■	■	■	■	■	■
WACHSTUMSFONDS BAYERN 2	ACCEPTABLE CORPORATE(S)	50.0	■	■	■	■	■	■
GERMAN ROLLING STOCK - REGENSBURG DONAUTAL	LAND BADEN-WUERTTEMBERG, FREISTAAT BAYERN	86.8	■	■	■	■	■	■
ARCADIS OST I OFFSHORE WIND GREEN ENERGY LOAN	PARKWIND OST GMBH	150.0	■	■	■	■	■	■
ARCADIS OST I OFFSHORE WIND GREEN ENERGY LOAN	PARKWIND OST GMBH	5.1	■	■	■	■	■	■
BADEN-WURTEMBERG REGIONAL ROLLING STOCK & ERTMS	LANDESANSTALT SCHIENENFAHRZEUGE BADEN-WUERTTEMBERG	300.0	■	■	■	■	■	■
BADEN-WUERTTEMBERG WATER SECURITY CLIMATE ACTION	ZWECKVERBAND BODENSEE-WASSERVERSORGUNG	100.0	■	■	■	■	■	■
DEUTSCHE TELEKOM FIBRE ROLLOUT	DEUTSCHE TELEKOM AG	600.0	■	■	■	■	■	■
STUTTGART ROLLING STOCK ERTMS RETROFIT	DB REGIO AG	60.0	■	■	■	■	■	■
VALEO RDI FOR ELECTRIC VEHICLES & CAR SAFETY	VALEO	78.0	■	■	■	■	■	■
DEUTSCHE BANK COVID-19 ABS FOR SMES & MIDCAPS	EUROPEAN INVESTMENT FUND	75.0	■	■	■	■	■	■
SENNDER (EGF VD)	SENNDER GMBH	8.0	■	■	■	■	■	■
QUANTUM SYSTEMS (EGFF)	QUANTUM-SYSTEMS GMBH	5.0	■	■	■	■	■	■

SC-R Sustainable cities and regions
SE-NR Sustainable energy and natural resources

INNOV-D-HC Innovation, digital and human capital
SME SME and mid-cap finance

CA-ES Climate action and environmental sustainability
ESC Economic and social cohesion

GERMANY (CONTINUED)

			SC-R	SE-NR	INNOV-D-HC	SME	CA-ES	ESC
QUANTUM SYSTEMS (EGFF)	QUANTUM-SYSTEMS GMBH	5.0	■	■	■	■	■	■
ELECTRICAL SOLUTIONS RDI PROGRAMME - COVID-19	GLEN DIMPLEX EUROPE HOLDINGS LTD	21.0	■	■	■	■	■	■
CARL ZEISS RDI FINANCING	CARL ZEISS AG	220.0	■	■	■	■	■	■
DRAEGERWERK MEDICAL TECHNOLOGY RDI II - COVID-19	DRAEGERWERK AG & CO KGAA	100.0	■	■	■	■	■	■
ERLANGEN SOCIAL AND AFFORDABLE HOUSING	GEWOBAU ERLANGEN WOHNUNGSBAUGESELLSCHAFT DER STADT ERLANGEN MBH	75.0	■	■	■	■	■	■
ALTANA SUSTAINABLE SOLUTIONS	ALTANA AG	188.0	■	■	■	■	■	■
ELECTROLUX SUSTAINABLE HOME APPLIANCES	ELECTROLUX AB	35.4	■	■	■	■	■	■
DYEMANSION (EGF VD)	DYEMANSION GMBH	11.0	■	■	■	■	■	■
INNOVATIVE TRAINS - NORTH EAST GERMANY	LAND BRANDENBURG, LAND BERLIN	92.0	■	■	■	■	■	■
BERENBERG EGF ENHANCED SUPPORT	JOH. BERENBERG GOSSLER & CO KG	127.5	■	■	■	■	■	■
SUSTAINABLE AND EFFICIENT PAPER PRODUCTION	VOITH GMBH & CO KGAA	92.0	■	■	■	■	■	■
HIGH-TECHNOLOGY AUTOMOTIVE RDI	RHEINMETALL AUTOMOTIVE AG	100.0	■	■	■	■	■	■
BREITBAND LOERRACH	ZWECKVERBAND BREITBANDVERSORGUNG LANDKREIS LOERRACH	70.0	■	■	■	■	■	■
TRAMTRAINS BADEN-WUERTTEMBERG	LANDESANSTALT SCHIENENFAHRZEUGE BADEN-WUERTTEMBERG	330.0	■	■	■	■	■	■
SUSTAINABLE DAIRY RDI	KONINKLIJKE FRIESLANDCAMPINA NV	3.0	■	■	■	■	■	■
DOEHLER NATURAL INGREDIENTS RDI	DOEHLER GMBH	50.0	■	■	■	■	■	■
PHARMA & MEDICAL DEVICES RDI PROGRAMME	FRESENIUS SE & CO KGAA	400.0	■	■	■	■	■	■
AUTOMATION HERO (EGF VD)	AUTOMATION HERO GMBH	15.0	■	■	■	■	■	■
NEXANS ELECTRIFICATION RDI	NEXANS SA	2.5	■	■	■	■	■	■
ESSITY HEALTH & HYGIENE PRODUCTS RDI	ESSITY AB (PUBL)	68.0	■	■	■	■	■	■
BRANDENBURG COVID-19 VACCINATION & TESTING	LAND BRANDENBURG	270.0	■	■	■	■	■	■
INNOVATIVE VEHICLE & AUTONOMOUS DRIVING RDI	ZF FRIEDRICHSHAFEN AG	190.0	■	■	■	■	■	■
INSTAFREIGHT (EGF VD)	INSTAFREIGHT GMBH	22.3	■	■	■	■	■	■
PRYSMIAN RDI PLAN EUROPE	PRYSMIAN SPA	20.1	■	■	■	■	■	■
CLN AM FOR AUTOMOTIVE STEEL COMPONENTS	CLN COILS LAMIERE NASTRI SPA	20.3	■	■	■	■	■	■
GEFA KMU DARLEHEN III	GEFA BANK GMBH	50.0	■	■	■	■	■	■
DEUTSCHE LEASING LOAN FOR SMES & MIDCAPS III	DEUTSCHE LEASING FUNDING BV	67.5	■	■	■	■	■	■
TRUMPF INNOVATION MBIL	TRUMPF FINANCIAL SERVICES GMBH	26.0	■	■	■	■	■	■
RVS LOAN FOR SMES MIDCAPS & OTHER OBJECTIVES II	RAIFFEISENVERBAND SALZBURG EGEN	3.0	■	■	■	■	■	■
SAAR LB CLIMATE ACTION MBIL II	LANDESBANK SAAR	56.3	■	■	■	■	■	■
RLB OO LOAN FOR SMES & MIDCAPS IV	RAIFFEISENLANDESBANK OBEROESTERREICH AG	20.0	■	■	■	■	■	■
GEFA LOAN FOR SMES & MIDCAPS IV	GEFA BANK GMBH	40.0	■	■	■	■	■	■

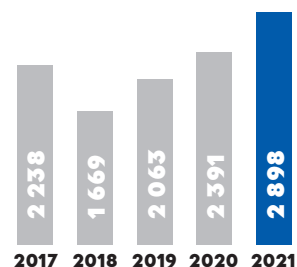
SC-R Sustainable cities and regions
SE-NR Sustainable energy and natural resources

INNOV-D-HC Innovation, digital and human capital
SME SME and mid-cap finance

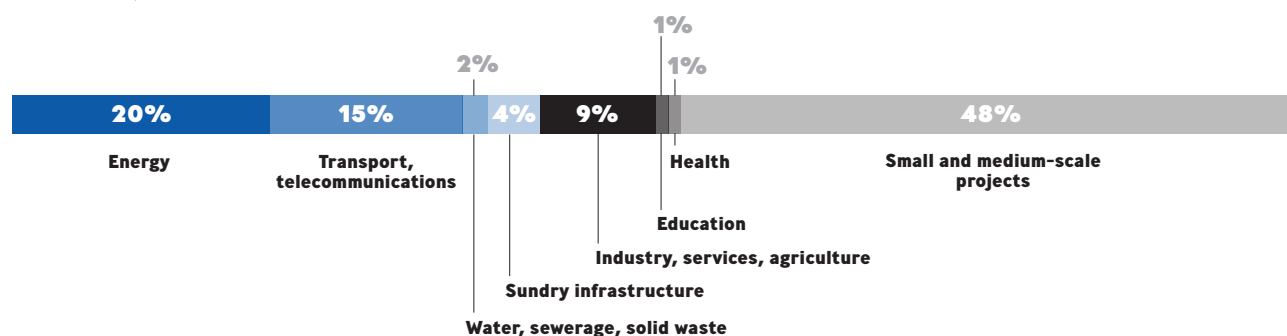
CA-ES Climate action and environmental sustainability
ESC Economic and social cohesion

GREECE

Signatures
2017-2021 (in € million)



Signatures by sector from 2017 to 2021



€2 898.4 million

			SC-R	SE-NR	INNOV-D-HC	SME	CA-ES	ESC
EU FUNDS CO-FINANCING 2014-2020 (GR)	HELLENIC REPUBLIC	200.0	■	■	■	■	■	■
GAS INTERCONNECTOR GREECE-NORTH MACEDONIA GRPART	HELLENIC GAS TRANSMISSION SYSTEM OPERATOR SA	25.0	■	■	■	■	■	■
SMES TRADE FINANCE FACILITY 3	CITIBANK EUROPE PLC	245.0	■	■	■	■	■	■
SMES TRADE FINANCE FACILITY 3	CITIBANK EUROPE PLC	65.0	■	■	■	■	■	■
SMES TRADE FINANCE FACILITY 3	CITIBANK EUROPE PLC	40.0	■	■	■	■	■	■
SUSTAINABLE URBAN DEVELOPMENT IN GREECE	CONSIGNMENT DEPOSITS & LOAN FUND	200.0	■	■	■	■	■	■
COVID-19 DISASTER PREVENTION & CLIMATE ADAPTATION	HELLENIC REPUBLIC	375.0	■	■	■	■	■	■
GREEK PUBLIC SECTOR DIGITALIZATION INVESTMENTS	HELLENIC REPUBLIC	125.0	■	■	■	■	■	■
PPC DISTRIBUTION VIII	HELLENIC ELECTRICITY DISTRIBUTION NETWORK OPERATOR SA	100.0	■	■	■	■	■	■
MATRIX PACK (EGF VD)	MATRIX PACK SA	8.5	■	■	■	■	■	■
TIM DATA CENTRES & FIXED NETWORKS UPGRADE	TELECOM ITALIA SPA	5.2	■	■	■	■	■	■
NBG EGF RISK-SHARING FOR MIDCAPS & LARGE CORPS	NATIONAL BANK OF GREECE SA	150.0	■	■	■	■	■	■

SC-R Sustainable cities and regions
SE-NR Sustainable energy and natural resources

INNOV-D-HC Innovation, digital and human capital
SME SME and mid-cap finance

CA-ES Climate action and environmental sustainability
ESC Economic and social cohesion

GREECE (CONTINUED)

			SC-R	SE-NR	INNOV-D-HC	SME	CA-ES	ESC
PB EGF RISK-SHARING FOR MIDCAPS & LARGE CORPS	PIRAEUS BANK SA	225.0	■	■	■	■	■	■
EUROBANK EGF RISK SHARING FOR MIDCAPS & LARGE CORP	EUROBANK SA	200.0	■	■	■	■	■	■
ALPHA BK EGF RISK-SHARING FOR MIDCAPS & LARGE CORP	ALPHA BANK SA	150.0	■	■	■	■	■	■
EUROBANK ENHANCED SME SUPPORT - EGF ABS FLP	FONDS EUROPEEN D'INVESTISSEMENT	84.8	■	■	■	■	■	■
NBG EGF RISK-SHARING FOR MIDCAPS & LARGE CORPS II	NATIONAL BANK OF GREECE SA	150.0	■	■	■	■	■	■
GREECE LOAN FOR CLIMATE ACTION & OTHER PRIORITIES	NATIONAL BANK OF GREECE SA	100.0	■	■	■	■	■	■
GREECE LOAN FOR CLIMATE ACTION & OTHER PRIORITIES	NATIONAL BANK OF GREECE SA	100.0	■	■	■	■	■	■
HELLENIC DEVELOPMENT BANK LOAN FOR SMES & MIDCAPS	HELLENIC REPUBLIC	200.0	■	■	■	■	■	■
GREECE COVID-19 RESPONSE FOR SMES & MIDCAPS	ALPHA BANK SA	150.0	■	■	■	■	■	■

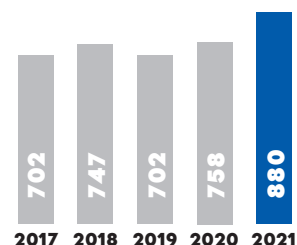
SC-R Sustainable cities and regions
SE-NR Sustainable energy and natural resources

INNOV-D-HC Innovation, digital and human capital
SME SME and mid-cap finance

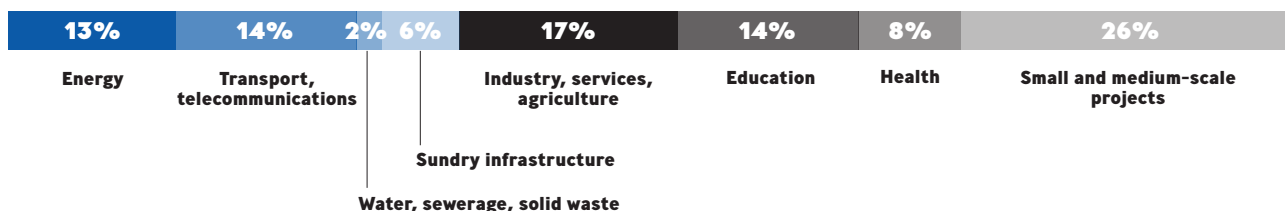
CA-ES Climate action and environmental sustainability
ESC Economic and social cohesion

HUNGARY

Signatures
2017-2021 (in € million)



Signatures by sector from 2017 to 2021



€880.0 million

Project Name	Counterparty	Amount (€ million)	SC-R	SE-NR	INNOV-D-HC	SME	CA-ES	ESC
ADVANCED TYRE MANUFACTURING EUROPE	BRIDGESTONE EUROPE NV	4.0						
LASSELSBERGER CERAMICS MODERNIZATION & EE	LASSELSBERGER GMBH	30.0						
COVID-19 RESPONSE HUNGARY PUBLIC SECTOR II	PUBLIC ENTITY(IES), HUNGARY	146.0						
DIAKHITEL - STUDENT LOAN VI	DIAKHITEL KOZPONT ZRT	150.0						
ENERGY EFFICIENCY HOME RENOVATION - GREEN LOAN	HUNGARY	300.0						
MVM TRANSMISSION NETWORK UPGRADE	MVM ENERGETIKA ZRT	200.0						
UNICREDIT HU COVID-19 RESPONSE FOR SMES & MIDCAPS	UNICREDIT BANK HUNGARY ZRT	50.0						

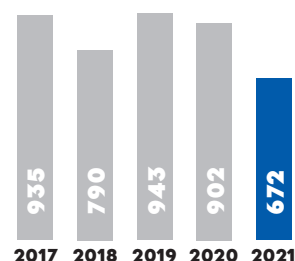
SC-R Sustainable cities and regions
SE-NR Sustainable energy and natural resources

INNOV-D-HC Innovation, digital and human capital
SME SME and mid-cap finance

CA-ES Climate action and environmental sustainability
ESC Economic and social cohesion

IRELAND

Signatures
2017-2021 (in € million)



Signatures by sector from 2017 to 2021



€672.3 million

Project Name	Beneficiary	Amount (€ million)	SC-R	SE-NR	INNOV-D-HC	SME	CA-ES	ESC
CLONCREEN WIND FARM	BORD NA MONA PLC	47.7						
CLONCREEN WIND FARM	BORD NA MONA PLC	2.0						
GAA INVESTMENT PROGRAMME	PAIRC AN CHROCAIGH CTR	35.0						
VALEO RDI FOR ELECTRIC VEHICLES AND CAR SAFETY	VALEO	36.0						
OWENINNY ONSHORE WIND FARM PHASE 2	ELECTRICITY SUPPLY BOARD, BORD NA MONA PLC	62.5						
OWENINNY ONSHORE WIND FARM PHASE 2	ELECTRICITY SUPPLY BOARD, BORD NA MONA PLC	2.9						
ELECTRICAL SOLUTIONS RDI PROGRAMME - COVID-19	GLEN DIMPLEX EUROPE HOLDINGS LTD	21.8						
AVANTCARD ENERGY EFFICIENCY PF4EE CA	AVANTCARD DAC	6.0						
AVANTCARD ENERGY EFFICIENCY PF4EE FL	AVANTCARD DAC	25.0						
HFA IRISH SOCIAL & AFFORDABLE HOUSING PROGRAMME	HOUSING FINANCE AGENCY PLC	200.0						
PROJECT ODYSSEY NETWORK EXPANSION	SIRO LIMITED	170.0						
PRIOTHERA (EGF VD)	PRIOTHERA LTD	17.5						
DE LAGE LANDEN SUSTAINABILITY L4SME-MIDCAPS	DE LAGE LANDEN INTERNATIONAL BV	46.0						

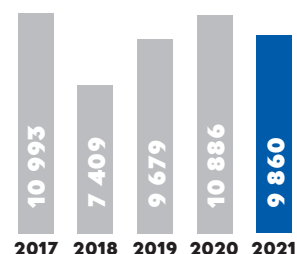
SC-R Sustainable cities and regions
SE-NR Sustainable energy and natural resources

INNOV-D-HC Innovation, digital and human capital
SME SME and mid-cap finance

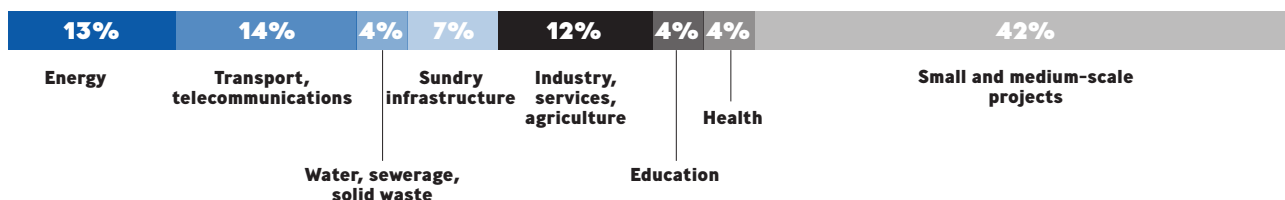
CA-ES Climate action and environmental sustainability
ESC Economic and social cohesion

ITALY

Signatures 2017-2021 (in € million)



Signatures by sector from 2017 to 2021



€9 860.3 million

Project Name	Entity	Value (€ million)	SC-R	SE-NR	INNOV-D-HC	SME	CA-ES	ESC
HUB PORTUALE DI RAVENNA	AUTORITA DI SISTEMA PORTUALE DEL MARE ADRIATICO CENTRO-SETTENTRIONALE	25.0	■	■	■	■	■	■
HUB PORTUALE DI RAVENNA	AUTORITA DI SISTEMA PORTUALE DEL MARE ADRIATICO CENTRO-SETTENTRIONALE	24.0	■	■	■	■	■	■
PEDEMONTANA LOMBARDA TOLL MOTORWAY PPP	AUTOSTRADA PEDEMONTANA LOMBARDA SPA	200.0	■	■	■	■	■	■
PEDEMONTANA LOMBARDA TOLL MOTORWAY PPP	AUTOSTRADA PEDEMONTANA LOMBARDA SPA	344.0	■	■	■	■	■	■
ENI RENEWABLE ENERGY GENERATION PHASE II	ENI SPA	75.0	■	■	■	■	■	■
TRENTO INFRA RENEWABLE ENERGY & OTHER PRIOR II	CASSA DEL TRENTO SPA	135.0	■	■	■	■	■	■
TRENTO INFRA RENEWABLE ENERGY & OTHER PRIOR II	CASSA DEL TRENTO SPA	5.0	■	■	■	■	■	■
GVM - MEDICAL CARE	GRUPPO VILLA MARIA SPA	20.1	■	■	■	■	■	■
ASA LIVORNO WATER INFRA UPGRADES	ASA AZIENDA SERVIZI AMBIENTALI - SPA	8.0	■	■	■	■	■	■
SARDINIA URBAN DEVELOPMENT FUND FINANCING	BANCO DI SARDEGNA SPA	21.0	■	■	■	■	■	■
POSTE ITALIANE AUTOMATISATION & DIGITALISATION	POSTE ITALIANE SPA	150.0	■	■	■	■	■	■
DE CECCO FOOD PRODUCTION EXPANSION & INNOVATION	F.LLI DE CECCO DI FILIPPO - FARA SAN MARTINO SPA	10.0	■	■	■	■	■	■
TIM MOBILE NETWORK	TELECOM ITALIA SPA	120.0	■	■	■	■	■	■
UBI ENHANCED SME & MIDCAP SUPPORT	EUROPEAN INVESTMENT FUND	60.1	■	■	■	■	■	■

SC-R Sustainable cities and regions
SE-NR Sustainable energy and natural resources

INNOV-D-HC Innovation, digital and human capital
SME SME and mid-cap finance

CA-ES Climate action and environmental sustainability
ESC Economic and social cohesion

ITALY (CONTINUED)

			SC-R	SE-NR	INNOV-D-HC	SME	CA-ES	ESC
BOLOGNA AIRPORT DEVELOPMENT PLAN	AEROPORTO GUGLIELMO MARCONI DI BOLOGNA SPA	90.0	■	■	■	■	■	■
RFI HIGH SPEED RAIL NAPOLI-BARI	RETE FERROVIARIA ITALIANA SPA, REPUBBLICA ITALIANA	700.0	■	■	■	■	■	■
PLT RENEWABLES GREEN ENERGY LOAN	PLT WIND 2020 SRL	38.9	■	■	■	■	■	■
PLT RENEWABLES GREEN ENERGY LOAN	UNICREDIT SPA, PLT WIND 2020 SRL	17.6	■	■	■	■	■	■
PLT RENEWABLES GREEN ENERGY LOAN	PLT WIND 2020 SRL, CASSA DEPOSITI E PRESTITI	17.6	■	■	■	■	■	■
PLT RENEWABLES GREEN ENERGY LOAN	PLT WIND 2020 SRL	1.6	■	■	■	■	■	■
CLIMATE CITY MILANO COVID-19 FL	COMUNE DI MILANO	70.0	■	■	■	■	■	■
SVILUPPO SOSTENIBILE REGIONE LAZIO COVID-19 FL	REGIONE LAZIO	150.0	■	■	■	■	■	■
SMAT WATER NETWORK INVESTMENTS	SOCIETA METROPOLITANA ACQUE TORINO SPA	50.0	■	■	■	■	■	■
PORTS OF GENOA - NEW INVEST PROGRAM FL	AUTORITA DI SISTEMA PORTUALE DEL MAR LIGURE OCCIDENTALE	100.0	■	■	■	■	■	■
COVID-19 ITALIAN HEALTHCARE FL	REPUBBLICA ITALIANA	1 000.0	■	■	■	■	■	■
SENNDER (EGF VD)	SENNDER GMBH	8.0	■	■	■	■	■	■
SNAM CLIMATE ACTION FL	SNAM SPA	150.0	■	■	■	■	■	■
TIM DATA CENTRES AND FIXED NETWORKS UPGRADE	TELECOM ITALIA SPA	224.9	■	■	■	■	■	■
ARVEDI RDI & ADVANCED MANUFACTURING TECHNOLOGY	ACCIAIERIA ARVEDI SPA	110.0	■	■	■	■	■	■
DOLOMITI ENERGIA 2021 - 2024 INVESTMENT PLAN	SOCIETA ELETTRICA TRENTINA PER LA DISTRIBUZIONE DI ENERGIA ELETTRICA SPA, SF ENERGY SRL, NOVARETI SPA, HYDRO DOLOMITI ENERGIA SRL, DOLOMITI ENERGIA SOLUTIONS SRL, DOLOMITI ENERGIA HOLDING SPA	100.0	■	■	■	■	■	■
CDP EGF ENHANCED MIDCAP SUPPORT	CASSA DEPOSITI E PRESTITI	600.0	■	■	■	■	■	■
SCM WOODWORKING MACHINERY RDI 2021-2024	SCM GROUP SPA	50.0	■	■	■	■	■	■
E-GRID ELECTRICITY NETWORK UPGRADE	E-DISTRIBUZIONE SPA	300.0	■	■	■	■	■	■
ELECTROLUX SUSTAINABLE HOME APPLIANCES	ELECTROLUX AB	38.8	■	■	■	■	■	■
ELECTROLUX SUSTAINABLE HOME APPLIANCES	ELECTROLUX AB	125.0	■	■	■	■	■	■
BNL ENHANCED COVID-19 SME & MIDCAP SUPPORT	EUROPEAN INVESTMENT FUND	93.8	■	■	■	■	■	■
BOZEN ENERGY EFFICIENT SOCIAL HOUSING	ISTITUTO PER L'EDILIZIA SOCIALE DELLA PROVINCIA AUTONOMA DI BOLZANO	125.6	■	■	■	■	■	■
TERNA - NETWORK MODERNISATION & DEVELOPMENT	TERNA - RETE ELETTRICA NAZIONALE SPA	300.0	■	■	■	■	■	■
ISP EGF ENHANCED SUPPLY CHAIN SUPPORT	INTESA SANPAOLO SPA	750.0	■	■	■	■	■	■
UC EGF ENHANCED SUPPORT TO MIDCAPS & CORPORATES	UNICREDIT SPA	600.0	■	■	■	■	■	■
REGENLAB (EGF VD)	REGEN LAB FRANCE SAS	4.0	■	■	■	■	■	■

SC-R Sustainable cities and regions
SE-NR Sustainable energy and natural resources

INNOV-D-HC Innovation, digital and human capital
SME SME and mid-cap finance

CA-ES Climate action and environmental sustainability
ESC Economic and social cohesion

ITALY (CONTINUED)

			SC-R	SE-NR	INNOV-D-HC	SME	CA-ES	ESC
ITALY EGF SMES & MIDCAPS BASKET BOND	CASSA DEPOSITI E PRESTITI	200.0						
INBRE RUN OF RIVER HYDRO	INIZIATIVE BRESCIANE - INBRE - SPA	49.0						
INWIT DIGITAL INFRASTRUCTURE DEVELOPMENT	INFRASTRUTTURE WIRELESS ITALIANE SPA	250.0						
EGGTRONIC (EGF VD)	EGGTRONIC ENGINEERING SPA	15.0						
SAPA INNOVATIVE & SUSTAINABLE VEHICLE COMPONENTS	SAPA SPA	30.0						
UNICREDIT CLIMATE ACTION FL ITALY	UNICREDIT SPA	125.0						
UC ENHANCED COVID-19 SME & MIDCAP SUPPORT II	EUROPEAN INVESTMENT FUND	120.0						
NEXANS ELECTRIFICATION RDI	NEXANS SA	1.6						
BOLOGNA CLIMATE ACTION & URBAN REGENERATION FL	COMUNE DI BOLOGNA	50.0						
BRIANZACQUE GREEN LOAN	BRIANZACQUE SRL	55.0						
STM SEMICONDUCT R&D ITALY-FRANCE	STMICROELECTRONICS NV	300.0						
PRYSMIAN RDI PLAN EUROPE	PRYSMIAN SPA	92.5						
CLN AM FOR AUTOMOTIVE STEEL COMPONENTS	CLN COILS LAMIERE NASTRI SPA	10.6						
ENEL ITALIA CLIMATE ACTION FL	ENEL ITALIA SPA	120.0						
FERROVIE DELLO STATO ROLLING STOCK GREEN BOND	N/A	140.0						
ILLIMITY EGF ENHANCED SUPPLY CHAIN SUPPORT	ILLIMITY BANK SPA	60.0						
BBPM ENHANCED SME SUPPORT - EGF	FONDS EUROPEEN D'INVESTISSEMENT	90.9						
ISP SOCIAL ACTIVITIES MBIL IV	INTESA SANPAOLO SPA	50.0						
SCF ITALY LOAN SMES & MIDCAPS	GOLDEN BAR (SECURITISATION) SRL	451.5						
SCF ITALY LOAN SMES & MIDCAPS	GOLDEN BAR (SECURITISATION) SRL	15.0						
SCF ITALY LOAN SMES & MIDCAPS	GOLDEN BAR (SECURITISATION) SRL	10.0						
SCF ITALY LOAN SMES & MIDCAPS	GOLDEN BAR (SECURITISATION) SRL	7.5						
CR BOLZANO LOAN FOR SMES & MIDCAPS III	CASSA DI RISPARMIO DI BOLZANO SPA	60.0						
IFIS LOAN FOR SMES & CLIMATE ACTION	BANCA IFIS SPA	50.0						
IFIS LOAN FOR SMES & OTHER PRIORITIES	BANCA IFIS SPA	50.0						
ALBA LEASING LOAN FOR SME & MIDCAPS VII	ALBA 12 SPV SRL	213.9						
ALBA LEASING LOAN FOR SME & MIDCAPS VII	ALBA 12 SPV SRL	180.0						
FOF MULTIREGIONAL SICILY - ICCREA BANCA SPA	ICCREA BANCA SPA - ISTITUTO CENTRALE DEL CREDITO COOPERATIVO	50.0						

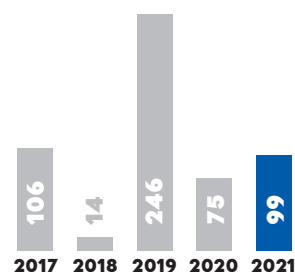
SC-R Sustainable cities and regions
SE-NR Sustainable energy and natural resources

INNOV-D-HC Innovation, digital and human capital
SME SME and mid-cap finance

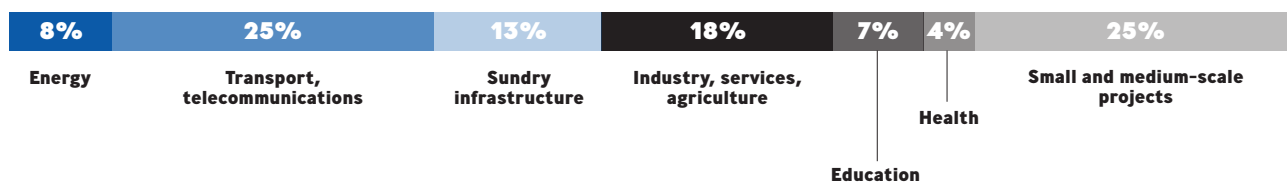
CA-ES Climate action and environmental sustainability
ESC Economic and social cohesion

LATVIA

Signatures
2017-2021 (in € million)



Signatures by sector from 2017 to 2021



€98.7 million

Project Name	Country	Amount (€ million)	SC-R	SE-NR	INNOV-D-HC	SME	CA-ES	ESC
E67 A7 KEKAVA BY-PASS PPP TEN-T	REPUBLIC OF LATVIA	53.0	■	■	■	■	■	■
E67 A7 KEKAVA BY-PASS PPP TEN-T	REPUBLIC OF LATVIA	8.1	■	■	■	■	■	■
ALTUM COVID-19 CRISIS RESPONSE LOAN FOR SMES	ATTISTIBAS FINANSU INSTITUCIJA ALTUM AS	37.6	■	■	■	■	■	■

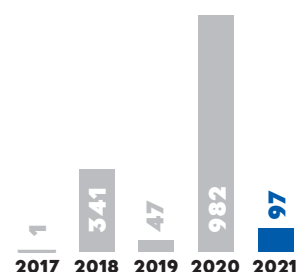
SC-R Sustainable cities and regions
SE-NR Sustainable energy and natural resources

INNOV-D-HC Innovation, digital and human capital
SME SME and mid-cap finance

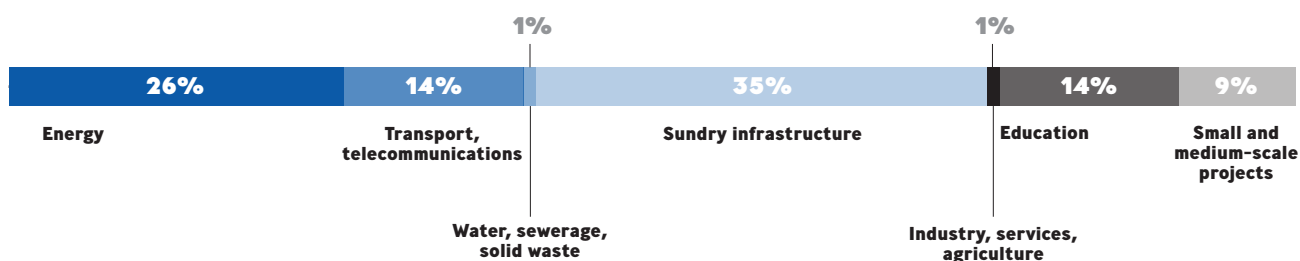
CA-ES Climate action and environmental sustainability
ESC Economic and social cohesion

LITHUANIA

Signatures
2017-2021 (in € million)



Signatures by sector from 2017 to 2021



€96.7 million

Project Name	Beneficiary	Amount (€ million)	SC-R	SE-NR	INNOV-D-HC	SME	CA-ES	ESC
VILNIUS WATER AND SANITATION	UAB VILNIAUS VANDENYS	20.0	■	■	■	■	■	■
VILNIUS HEATING CAPEX PROGRAMME	AB VILNIAUS SILUMOS TINKLAI	43.0	■	■	■	■	■	■
BROLIS (EGF VD)	BROLIS SENSOR TECHNOLOGY UAB	7.5	■	■	■	■	■	■
EGF - VIVA LRS INSTRUMENT	PAGALBOS VERSLUI FONDAS KUB	25.0	■	■	■	■	■	■
ALTUM COVID-19 CRISIS RESPONSE LOAN FOR SMES	ATTISTIBAS FINANSU INSTITUCIJA ALTUM AS	1.2	■	■	■	■	■	■

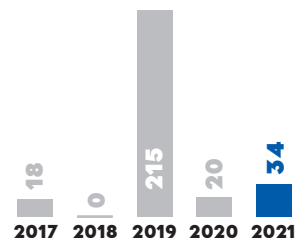
SC-R Sustainable cities and regions
SE-NR Sustainable energy and natural resources

INNOV-D-HC Innovation, digital and human capital
SME SME and mid-cap finance

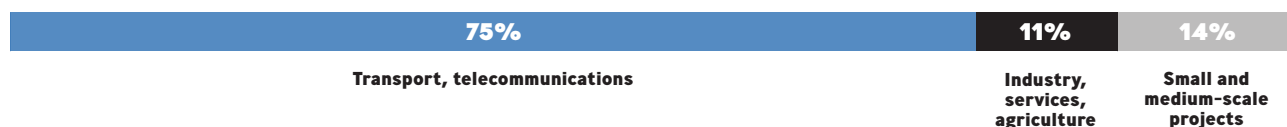
CA-ES Climate action and environmental sustainability
ESC Economic and social cohesion

LUXEMBOURG

Signatures
2017-2021 (in € million)



Signatures by sector from 2017 to 2021



€34.2 million

Project Name	Beneficiary	Amount (€ million)	SC-R	SE-NR	INNOV-D-HC	SME	CA-ES	ESC
AM HIGHTECH AND SUSTAINABLE STEEL RDI - COVID-19	ARCELORMITTAL	11.2	■	■	■	■	■	■
AMR FUND PARTICIPATION	AMR ACTION FUND SCSP	20.0	■	■	■	■	■	■
DE LAGE LANDEN SUSTAINABILITY L4SME-MIDCAPS	DE LAGE LANDEN INTERNATIONAL BV	3.0	■	■	■	■	■	■

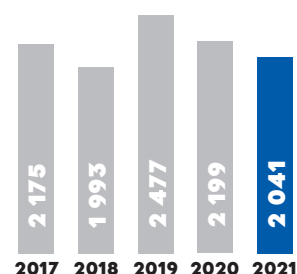
SC-R Sustainable cities and regions
SE-NR Sustainable energy and natural resources

INNOV-D-HC Innovation, digital and human capital
SME SME and mid-cap finance

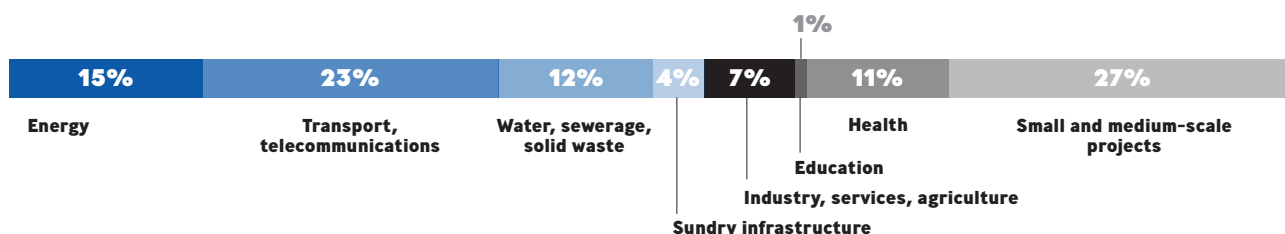
CA-ES Climate action and environmental sustainability
ESC Economic and social cohesion

NETHERLANDS

Signatures
2017-2021 (in € million)



Signatures by sector from 2017 to 2021



€2 040.5 million

Project Name	Entity	Value (€ million)	SCR	SE-NR	INNOV-D-HC	SME	CA-ES	ESC
BORSSELE 1 AND 2 OFFSHORE WIND FARM	OERSTED A/S	500.0	■	■	■	■	■	■
LIMBURGS ENERGIE FONDS 2	LIMBURGS ENERGIE FONDS (LEF) BV	54.0	■	■	■	■	■	■
ZUYDERLAND MEDISCH CENTRUM	STICHTING ZUYDERLAND ZORG, STICHTING ZUYDERLAND MEDISCH CENTRUM	100.0	■	■	■	■	■	■
GN STORE NORD - HEARING AIDS RDI	GN STORE NORD A/S	3.0	■	■	■	■	■	■
ECLECTICIQ (EGFF)	ECLECTICIQ BV	7.5	■	■	■	■	■	■
ECLECTICIQ (EGFF)	ECLECTICIQ BV	7.5	■	■	■	■	■	■
ELECTRICAL SOLUTIONS RDI PROGRAMME - COVID-19	GLEN DIMPLEX EUROPE HOLDINGS LTD	1.5	■	■	■	■	■	■
ALRIJNE REGIONAL SUSTAINABLE HEALTHCARE	STICHTING ALRIJNE ZORGGROEP	50.0	■	■	■	■	■	■
AIRBORNE (EGF VD)	AIRBORNE INTERNATIONAL BV	16.0	■	■	■	■	■	■
GREEN MOBILITY HYDROGEN TRAIN GRONINGEN	PROVINCIE GRONINGEN	20.0	■	■	■	■	■	■
IPSE DE BRUGGEN SUSTAINABLE LONG-TERM CARE	STICHTING IPSE DE BRUGGEN	100.0	■	■	■	■	■	■
SUSTAINABLE DAIRY RDI	KONINKLIJKE FRIESLANDCAMPINA NV	139.5	■	■	■	■	■	■
TENNET EEMSHAVEN - VIERVERLATEN 380KV	TENNET HOLDING BV	250.0	■	■	■	■	■	■

SCR Sustainable cities and regions
SE-NR Sustainable energy and natural resources

INNOV-D-HC Innovation, digital and human capital
SME SME and mid-cap finance

CA-ES Climate action and environmental sustainability
ESC Economic and social cohesion

NETHERLANDS (CONTINUED)

			SC-R	SE-NR	INNOV-D-HC	SME	CA-ES	ESC
XELTIS (EGF VD)	XELTIS BV	15.0	■	■	■	■	■	■
NS RAIL ROLLING STOCK EXPANSION	NS GROEP NV	250.0	■	■	■	■	■	■
MEDIA DIGITAL TRANSFORMATION	DPG MEDIA SERVICES	38.0	■	■	■	■	■	■
OASEN SUSTAINABLE WATER SUPPLY	OASEN NV	70.0	■	■	■	■	■	■
DE LAGE LANDEN SUSTAINABILITY L4SME-MIDCAPS	DE LAGE LANDEN INTERNATIONAL BV	27.0	■	■	■	■	■	■
TRUMPF INNOVATION MBIL	TRUMPF FINANCIAL SERVICES GMBH	6.5	■	■	■	■	■	■
DE LAGE LANDEN CIRCULARITY L4SME-MIDCAPS II	DE LAGE LANDEN INTERNATIONAL BV	75.0	■	■	■	■	■	■
RABOBANK IMPACT LOAN FOR SMES & MIDCAPS VI	COOPERATIEVE RABOBANK UA	250.0	■	■	■	■	■	■
SG EQUIPMENT FINANCE BENELUX COVID-19 RESPONSE	SG EQUIPMENT FINANCE BENELUX BV	60.0	■	■	■	■	■	■

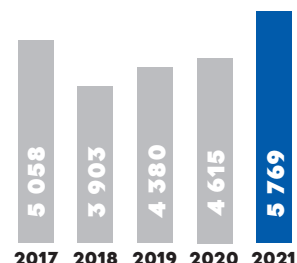
SC-R Sustainable cities and regions
SE-NR Sustainable energy and natural resources

INNOV-D-HC Innovation, digital and human capital
SME SME and mid-cap finance

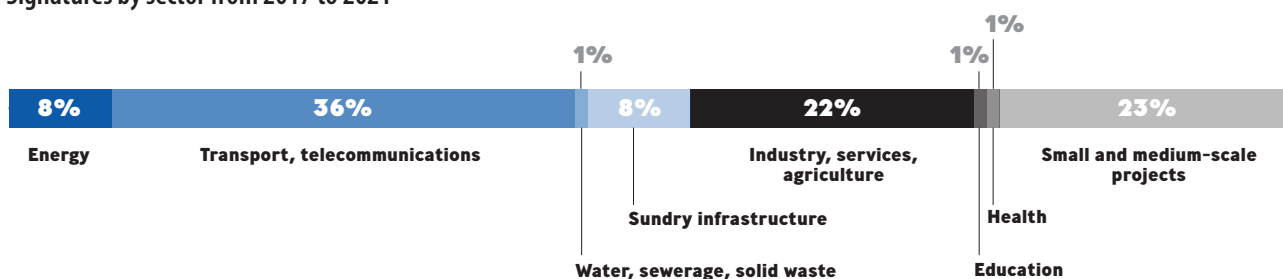
CA-ES Climate action and environmental sustainability
ESC Economic and social cohesion

POLAND

Signatures
2017-2021 (in € million)



Signatures by sector from 2017 to 2021



€5 769.4 million

Project Name	Beneficiary	Amount (€ million)	SCR	SE-NR	INNOV-D-HC	SME	CA-ES	ESC
UPPER SILESIA URBAN FRAMEWORK PROGRAMME	CITY OF GLIWICE	21.9	■	■	■	■	■	■
KRAKOW INTELLIGENT & SUSTAINABLE DEVELOPMENT	THE CITY OF KRAKOW	66.4	■	■	■	■	■	■
TRAMWAJE SLASKIE II	TRAMWAJE SLASKIE SA, BANK GOSPODARSTWA KRAJOWEGO	6.8	■	■	■	■	■	■
TRAMWAJE SLASKIE II	TRAMWAJE SLASKIE SA, BANK GOSPODARSTWA KRAJOWEGO	40.0	■	■	■	■	■	■
WARSAW II METRO LINE EXTENSION	MIASTO STOLECZNE WARSZAWA	420.4	■	■	■	■	■	■
OLSZTYN WASTE-TO-ENERGY PLANT	MIJSKIE PRZEDSIEBORSTWO ENERGETYKI CIEPLNEJ SP. Z O.O. Z SIEDZIBA W OLSZTYNIE	43.9	■	■	■	■	■	■
WROCLAW TRAMWAY	MIJSKIE PRZEDSIEBORSTWO KOMUNIKACYJNE SP. ZOO WE WROCLAWIU	35.8	■	■	■	■	■	■
KGHM MODERNISATION PROGRAMME II	KGHM POLSKA MIEDZ SA	97.5	■	■	■	■	■	■
CARGO ROLLING STOCK MODERNISATION	PKP CARGO SA	60.0	■	■	■	■	■	■
PFR REGIONAL DEVELOPMENT FL	POMORSKI FUNDUSZ ROZWOJU SP. ZOO	30.0	■	■	■	■	■	■
RURAL FIBRE NETWORK POLAND	NEXERA SP. ZOO, NEXERA HOLDING SP. ZOO, NEXERA FIBER SP. ZOO, NEXERA F2 SP. ZOO	71.2	■	■	■	■	■	■
PKN ORLEN BIOREFINERY & RDI	POLSKI KONCERN NAFTOWY ORLEN SA	180.0	■	■	■	■	■	■
ADVANCED TYRE MANUFACTURING EUROPE	BRIDGESTONE EUROPE NV	5.0	■	■	■	■	■	■
ADVANCED TYRE MANUFACTURING EUROPE	BRIDGESTONE EUROPE NV	100.0	■	■	■	■	■	■

SCR Sustainable cities and regions
SE-NR Sustainable energy and natural resources

INNOV-D-HC Innovation, digital and human capital
SME SME and mid-cap finance

CA-ES Climate action and environmental sustainability
ESC Economic and social cohesion

POLAND (CONTINUED)

			SC-R	SE-NR	INNOV-D-HC	SME	CA-ES	ESC
PACKHELP (EGFF)	PACKHELP SA	3.8	■	■	■	■	■	■
PACKHELP (EGFF)	PACKHELP SA	3.8	■	■	■	■	■	■
BGK SOCIAL & AFFORDABLE HOUSING	BANK GOSPODARSTWA KRAJOWEGO	133.1	■	■	■	■	■	■
POLAND RURAL DEVELOPMENT CO-FINANCING II	REPUBLIC OF POLAND	200.0	■	■	■	■	■	■
SENNDER (EGF VD)	SENNDER GMBH	6.0	■	■	■	■	■	■
BGK MUNICIPAL FACILITY & COVID-19 RESPONSE	BANK GOSPODARSTWA KRAJOWEGO	156.1	■	■	■	■	■	■
PHARMACEUTICALS RDI PROGRAMME	ZAKLADY FARMACEUTYCZNE POLPHARMA SA	66.4	■	■	■	■	■	■
WROCLAW SUSTAINABLE INFRASTRUCTURE	CITY OF WROCLAW	133.8	■	■	■	■	■	■
FIBRE OPTIC NETWORK EXPANSION POLAND (FONEXP)	SWIATLOWOD INWESTYCJE SP ZOO	131.2	■	■	■	■	■	■
ENERGA ELECTRICITY DISTRIBUTION	ENERGA - OPERATOR SA	150.0	■	■	■	■	■	■
NOMAGIC (EGF VD)	NOMAGIC SP ZOO	3.0	■	■	■	■	■	■
TAURON ELECTRICITY DISTRIBUTION III	TAURON POLSKA ENERGIA SA	605.9	■	■	■	■	■	■
POLISH ACADEMY OF SCIENCES IV	REPUBLIC OF POLAND, POLSKA AKADEMIA NAUK	177.0	■	■	■	■	■	■
POLISH NATIONAL SCIENCE CENTRE	REPUBLIC OF POLAND, NARODOWE CENTRUM NAUKI	365.0	■	■	■	■	■	■
KRAKOW WATER & SANITATION	WODOCIAGI MIASTA KRAKOWA SA	64.8	■	■	■	■	■	■
PKP INTERCITY FLEET RENEWAL & EXPANSION	PKP INTERCITY	433.6	■	■	■	■	■	■
CZESTOCHOWA SUSTAINABLE DEVELOPMENT	CITY OF CZESTOCHOWA	54.0	■	■	■	■	■	■
S6 TRI-CITY RING ROAD	REPUBLIC OF POLAND, BANK GOSPODARSTWA KRAJOWEGO	240.0	■	■	■	■	■	■
S14 EXPRESSWAY LODZ WESTERN BYPASS	REPUBLIC OF POLAND, BANK GOSPODARSTWA KRAJOWEGO	200.0	■	■	■	■	■	■
INNOVATIVE VEHICLE & AUTONOMOUS DRIVING RDI	ZF FRIEDRICHSHAFEN AG	47.5	■	■	■	■	■	■
INSTAFREIGHT (EGF VD)	INSTAFREIGHT GMBH	2.7	■	■	■	■	■	■
SZCZECIN MUNICIPAL INFRASTRUCTURE VII	CITY OF SZCZECIN	73.5	■	■	■	■	■	■
WROCLAW WATER & WASTEWATER PROJECT II	MIEJSKIE PRZEDSIEBORSTWO WODOCIAGOW I KANALIZACJI SA	91.1	■	■	■	■	■	■
CLN AM FOR AUTOMOTIVE STEEL COMPONENTS	CLN COILS LAMIERE NASTRI SPA	28.0	■	■	■	■	■	■
EGF ABS - FLP SANTANDER LEASING LOAN FOR SMES	FONDS EUROPEEN D'INVESTISSEMENT	73.8	■	■	■	■	■	■
PKO BP MBIL IV	PKO LEASING SA	50.0	■	■	■	■	■	■
PKO BP MBIL IV	PKO LEASING SA	50.0	■	■	■	■	■	■
BNP LEASING PL LOAN FOR SMES & MIDCAPS AND CLIMATE	BNP PARIBAS LEASING SERVICES SP ZOO	200.0	■	■	■	■	■	■
PFR COVID-19 SUPPORT TO SMES IN POLAND	POLSKI FUNDUSZ ROZWOJU SA	220.7	■	■	■	■	■	■
PFR COVID-19 SUPPORT TO SMES IN POLAND	POLSKI FUNDUSZ ROZWOJU SA	222.1	■	■	■	■	■	■
EFL COVID-19 CRISIS RESPONSE FOR SME & MIDCAPS PL	EFL LEASE ABS 2021-1 DAC	196.9	■	■	■	■	■	■
PEKAO LEASING LOAN FOR SMES & MIDCAPS V	PEKAO LEASING SP ZOO	132.0	■	■	■	■	■	■
BOS BANK LOAN FOR SME MIDCAPS & CLIMATE ACTION	BANK OCHRONY SRODOWISKA SA	75.0	■	■	■	■	■	■

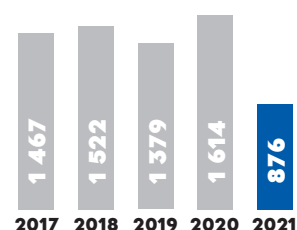
SC-R Sustainable cities and regions
SE-NR Sustainable energy and natural resources

INNOV-D-HC Innovation, digital and human capital
SME SME and mid-cap finance

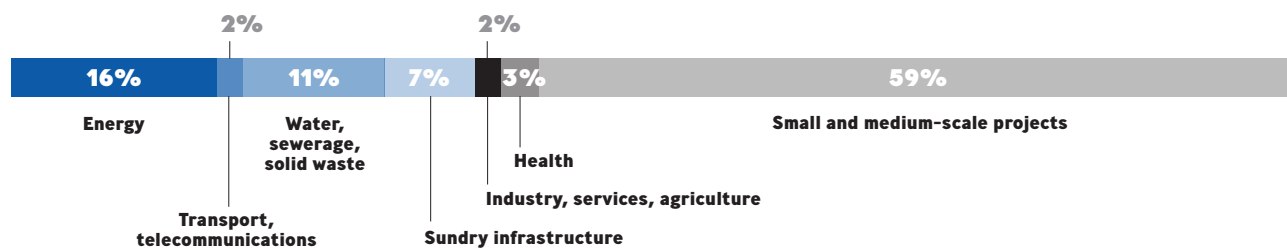
CA-ES Climate action and environmental sustainability
ESC Economic and social cohesion

PORTUGAL

Signatures
2017-2021 (in € million)



Signatures by sector from 2017 to 2021



€876.3 million

Project Name	Counterparty	Amount (€ million)	SC-R	SE-NR	INNOV-D-HC	SME	CA-ES	ESC
IFRRU 2014-2020	REPUBLICA PORTUGUESA	200.0	■	■	■	■	■	■
ALCO SOLAR PV GREEN ENERGY LOAN	GALP PARQUES FOTOVOLTAICOS DE ALCOUTIM LDA, GALP ENERGIA SGPS SA	40.0	■	■	■	■	■	■
MEDWAY CARGO ROLLING STOCK	MEDWAY ROSCO SA	45.0	■	■	■	■	■	■
GALP EV SUSTAINABLE CHARGING NETWORK	GALP ENERGIA SGPS SA	41.5	■	■	■	■	■	■
CGD EGF MIDCAPS RISK SHARING	CAIXA GERAL DE DEPOSITOS SA	112.5	■	■	■	■	■	■
BCP EGF MIDCAPS RISK SHARING	BANCO COMERCIAL PORTUGUES SA	200.0	■	■	■	■	■	■
UNITRANCHE BRIDGE FINANCING	BEN OLDMAN RENEWABLE UNITRANCHE BRIDGE FUND SARL SICAV-RAIF	20.0	■	■	■	■	■	■
ENERGY EFFICIENT REFURBISHMENTS SPAIN & PORTUGAL	MERLIN PROPERTIES SOCIMI SA	0.9	■	■	■	■	■	■
MONTEPIO EGF MIDCAPS RISK SHARING	CAIXA ECONOMICA MONTEPIO GERAL CAIXA ECONOMICA BANCARIA SA	116.4	■	■	■	■	■	■
NB EGF MIDCAPS RISK SHARING	NOVO BANCO SA	100.0	■	■	■	■	■	■

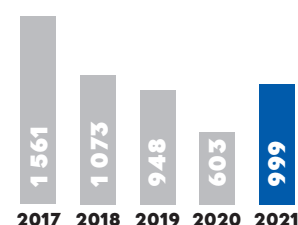
SC-R Sustainable cities and regions
SE-NR Sustainable energy and natural resources

INNOV-D-HC Innovation, digital and human capital
SME SME and mid-cap finance

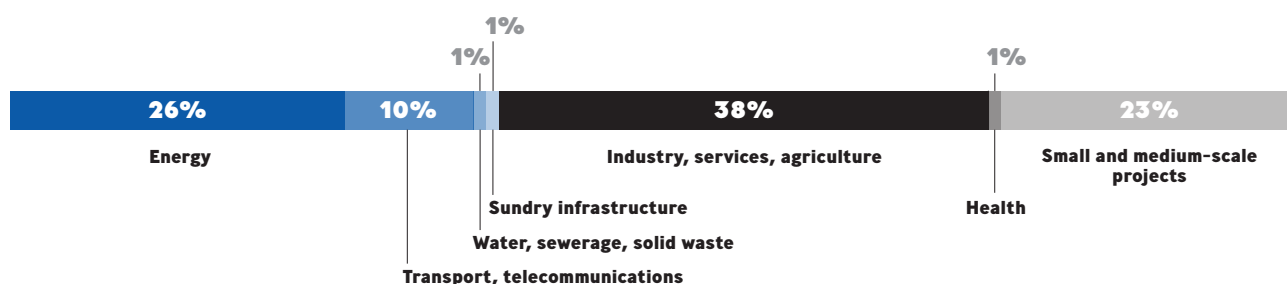
CA-ES Climate action and environmental sustainability
ESC Economic and social cohesion

REGIONAL – EU COUNTRIES

Signatures
2017-2021 (in € million)



Signatures by sector from 2017 to 2021



€998.7 million

SC-R
SE-NR
INNOV-D-HC
SME
CA-ES
ESC

SELECTIVE EUROPEAN TRANSPORTATION EQUIPMENT FUND	A&P SELECTIVE INVESTMENT FUND SCA SICAV-FIAR COMPARTMENT SELECTIVE EUROPEAN TRANSPORTATION EQUIPMENT FUND	20.0	■ ■ ■ ■ ■ ■ ■ ■ ■ ■
SELECTIVE EUROPEAN TRANSPORTATION EQUIPMENT FUND	A&P SELECTIVE INVESTMENT FUND SCA SICAV-FIAR COMPARTMENT SELECTIVE EUROPEAN TRANSPORTATION EQUIPMENT FUND	20.0	■ ■ ■ ■ ■ ■ ■ ■ ■ ■
SOLAS SUSTAINABLE ENERGY FUND PF4EE	SOLAS SUSTAINABLE ENERGY FUND ICAV	8.0	■ ■ ■ ■ ■ ■ ■ ■ ■ ■
ARTIFICIAL INTELLIGENCE EIB-EIF CO-INVESTMENT	EUROPEAN INVESTMENT FUND, ACCEPTABLE CORPORATE(S)	100.0	■ ■ ■ ■ ■ ■ ■ ■ ■ ■
CALEF - PAN-EUROPEAN RENEWABLE ENERGY FL	CREDIT AGRICOLE SA	80.0	■ ■ ■ ■ ■ ■ ■ ■ ■ ■
ALTANA SUSTAINABLE SOLUTIONS	ALTANA AG	12.0	■ ■ ■ ■ ■ ■ ■ ■ ■ ■
SANTANDER EGF PAN-EUROPEAN SUPPLY CHAIN FINANCE	BANCO SANTANDER SA	500.0	■ ■ ■ ■ ■ ■ ■ ■ ■ ■
UC EGF ENHANCED SUPPORT TO MIDCAPS & CORPORATES	UNICREDIT SPA	150.0	■ ■ ■ ■ ■ ■ ■ ■ ■ ■
GINKGO III - GREEN INFRASTRUCTURE (NCFE)	GINKGO PARTICIPATIONS III SARL	15.0	■ ■ ■ ■ ■ ■ ■ ■ ■ ■
SUSTAINABLE AND EFFICIENT PAPER PRODUCTION	VOITH GMBH & CO KGAA	8.0	■ ■ ■ ■ ■ ■ ■ ■ ■ ■
ALMA PARTNERS (EGF VDC)	ALMA I SCA	35.0	■ ■ ■ ■ ■ ■ ■ ■ ■ ■
CO-INVESTMENT DWS RAILCAR LEASING	INFRAMEWA CO-INVEST SCSP	33.2	■ ■ ■ ■ ■ ■ ■ ■ ■ ■
DEUTSCHE LEASING LOAN FOR SMES & MIDCAPS III	DEUTSCHE LEASING FUNDING BV	7.5	■ ■ ■ ■ ■ ■ ■ ■ ■ ■
TRUMPF INNOVATION MBIL	TRUMPF FINANCIAL SERVICES GMBH	10.0	■ ■ ■ ■ ■ ■ ■ ■ ■ ■

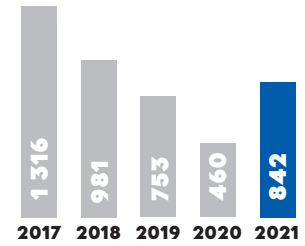
SC-R Sustainable cities and regions
SE-NR Sustainable energy and natural resources

INNOV-D-HC Innovation, digital and human capital
SME SME and mid-cap finance

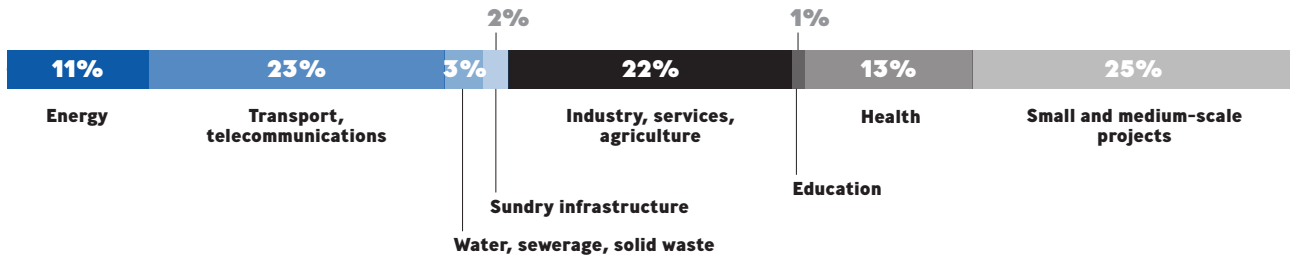
CA-ES Climate action and environmental sustainability
ESC Economic and social cohesion

ROMANIA

Signatures
2017-2021 (in € million)



Signatures by sector from 2017 to 2021



€842.0 million

Project Name	Entity	Amount (€ million)	SC-R	SE-NR	INNOV-D-HC	SME	CA-ES	ESC
BUCHAREST S2 ENERGY EFFICIENCY	MUNICIPIUL BUCURESTI - SECTORUL 2	20.4						
COVID-19 IASI REGIONAL HOSPITAL	ROMANIA	250.0						
BUCHAREST S6 ENERGY EFFICIENCY II	MUNICIPIUL BUCURESTI - SECTORUL 6	20.4						
ELECTRICA DISTRIBUTION NETWORK UPGRADE	DISTRIBUTIE ENERGIE ELECTRICA ROMANIA SA	120.0						
ELECTRICA DISTRIBUTION NETWORK UPGRADE	DISTRIBUTIE ENERGIE ELECTRICA ROMANIA SA	90.0						
CLUJ REGIONAL HOSPITAL	ROMANIA	305.0						
CLN AM FOR AUTOMOTIVE STEEL COMPONENTS	CLN COILS LAMIERE NASTRI SPA	3.6						
AGRICOVER LOAN FOR SMES II	AGRICOVER CREDIT IFN SA	7.5						
ISP RO COVID-19 RESPONSE FOR SMES & MIDCAPS	BANCA COMERCIALA INTESA SANPAOLO ROMANIA SA	25.0						

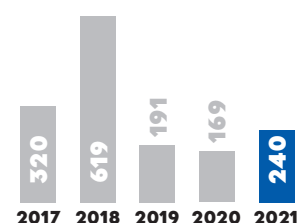
SC-R Sustainable cities and regions
SE-NR Sustainable energy and natural resources

INNOV-D-HC Innovation, digital and human capital
SME SME and mid-cap finance

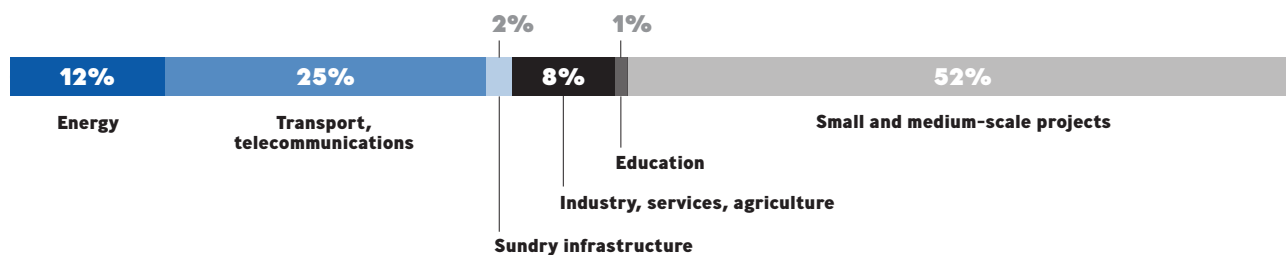
CA-ES Climate action and environmental sustainability
ESC Economic and social cohesion

SLOVAKIA

Signatures
2017-2021 (in € million)



Signatures by sector from 2017 to 2021



€240.0 million

Project Name	Partner	Amount (€ million)	SC-R	SE-NR	INNOV-D-HC	SME	CA-ES	ESC
PRESOV REGIONAL INFRASTRUCTURE III	PRESOVSKY SAMOSPRAVNY KRAJ	30.0	■	■	■	■	■	■
UNICREDIT CZ & SK EGF RISK SHARING IN SLOVAKIA	UNICREDIT BANK CZECH REPUBLIC AND SLOVAKIA AS	100.0	■	■	■	■	■	■
TATRA LEASING SK LOAN FOR SMES & MIDCAPS III	TATRA-LEASING SRO	60.0	■	■	■	■	■	■
SGEF CZ CLIMATE ACTION & OTHER PRIORITIES II	SG EQUIPMENT FINANCE CZECH REPUBLIC SRO	20.0	■	■	■	■	■	■
EXIMBANKA SK COVID-19 RESPONSE SMES & MIDCAPS	EXPORTNO-IMPORTNA BANKA SLOVENSKEJ REPUBLIKY	30.0	■	■	■	■	■	■

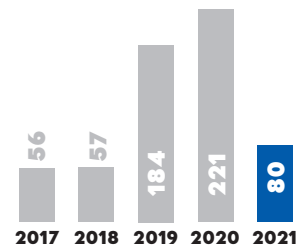
SC-R Sustainable cities and regions
SE-NR Sustainable energy and natural resources

INNOV-D-HC Innovation, digital and human capital
SME SME and mid-cap finance

CA-ES Climate action and environmental sustainability
ESC Economic and social cohesion

SLOVENIA

Signatures
2017-2021 (in € million)



Signatures by sector from 2017 to 2021



€80.0 million

Instrument	Managing Authority	Amount (€ million)	ESF Objectives
SRDF LOAN FOR SMES & OTHER PRIORITIES (COVID-19)	PUBLIC FUND OF THE REPUBLIC OF SLOVENIA FOR REGIONAL DEVELOPMENT AND DEVELOPMENT OF RURAL AREAS	30.0	SC-R, SE-NR, INNOV-D-HC, SME, CA-ES, ESC
SID BANKA MUNICIPAL INFRASTRUCTURE MBIL	SID - SLOVENSKA IZVOZNA IN RAZVOJNA BANKA DD LJUBLJANA	50.0	SC-R, SE-NR, INNOV-D-HC, SME, CA-ES, ESC

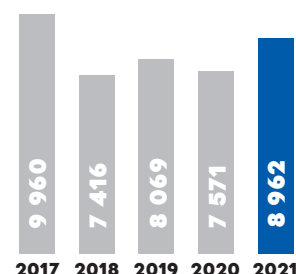
SC-R Sustainable cities and regions
SE-NR Sustainable energy and natural resources

INNOV-D-HC Innovation, digital and human capital
SME SME and mid-cap finance

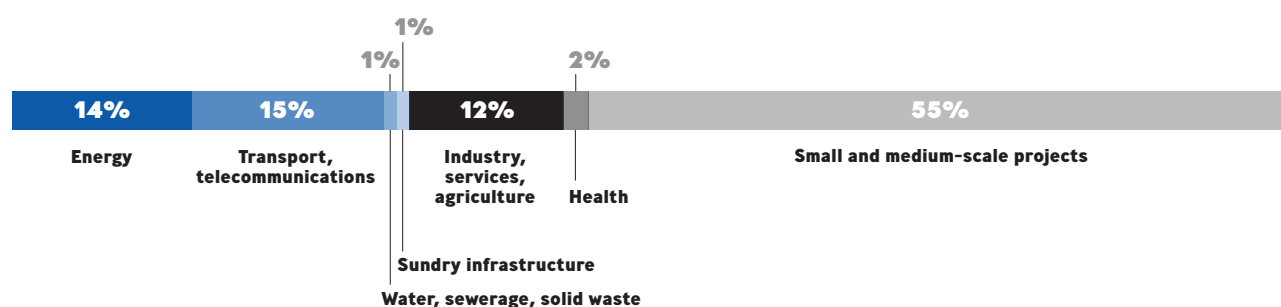
CA-ES Climate action and environmental sustainability
ESC Economic and social cohesion

SPAIN

Signatures
2017-2021 (in € million)



Signatures by sector from 2017 to 2021



€8 961.5 million

Project Name	Beneficiary	Amount (€ million)	SC-R	SE-NR	INNOV-D-HC	SME	CA-ES	ESC
MEDITERRANEAN RAILWAY CORRIDOR	ADIF ALTA VELOCIDAD	350.0	■	■	■	■	■	■
ERTMS & SAFETY INFRASTRUCTURE	ADIF ALTA VELOCIDAD	95.0	■	■	■	■	■	■
EU FUNDS CO-FINANCING ANDALUCIA 2014-2020	COMUNIDAD AUTONOMA DE ANDALUCIA	57.5	■	■	■	■	■	■
EU FUNDS CASTILLA Y LEON CO-FINANCING 2014-2020	COMUNIDAD AUTONOMA DE CASTILLA Y LEON	150.0	■	■	■	■	■	■
VALENCIA - LA ENCINA RAILWAY LINE	ADIF ALTA VELOCIDAD	75.0	■	■	■	■	■	■
AVE Y VASCA EXTENSION	ADIF ALTA VELOCIDAD	400.0	■	■	■	■	■	■
IE HIGHER EDUCATION & DIGITALISATION	INSTITUTO DE EMPRESA SL	15.0	■	■	■	■	■	■
TB CLEAN URBAN TRANSPORT FLEET RENEWAL	TRANSPORTS DE BARCELONA SA	50.0	■	■	■	■	■	■
DIGITAL INNOVATION ACCELERATION	EL CORTE INGLES SA	40.0	■	■	■	■	■	■
SPANISH SUBURBAN & REGIONAL ROLLING STOCK	RENFE OPERADORA	100.0	■	■	■	■	■	■
ANIMAL HEALTH R&D SPAIN	LABORATORIOS HIPRA SA	10.0	■	■	■	■	■	■
VALENCIA ENERGY EFFICIENT SOCIAL HOUSING	SOCIEDAD ANONIMA MUNICIPAL ACTUACIONES URBANAS DE VALENCIA	27.0	■	■	■	■	■	■
SABADELL RISK SHARING SMES & MIDCAPS COVID-19	BANCO DE SABADELL SA	300.0	■	■	■	■	■	■
INGETEAM ENERGY SOLUTIONS RDI	INGETEAM SA	20.0	■	■	■	■	■	■

SC-R Sustainable cities and regions
SE-NR Sustainable energy and natural resources

INNOV-D-HC Innovation, digital and human capital
SME SME and mid-cap finance

CA-ES Climate action and environmental sustainability
ESC Economic and social cohesion

SPAIN (CONTINUED)

			SC-R	SE-NR	INNOV-D-HC	SME	CA-ES	ESC
SANTANDER EGF ENHANCED SUPPLY CHAIN SUPPORT	SANTANDER FACTORING Y CONFIRMING SA EFC	500.0						
ADIF INFRASTRUCTURE INSPECTION & MAINTENANCE RS	ADIF ALTA VELOCIDAD	124.0						
ADVANCED TYRE MANUFACTURING EUROPE	BRIDGESTONE EUROPE NV	36.0						
AM HIGHTECH AND SUSTAINABLE STEEL RDI - COVID-19	ARCELORMITTAL	42.0						
SEVILLA WATER INFRASTRUCTURE	EMPRESA METROPOLITANA DE ABASTECIMIENTO Y SANEAMIENTO DE AGUAS DE SEVILLA SA	75.0						
SOLARIA CASTILIAN PV PLANTS	CORONA BOREALIS FOTOVOLTAICA SLU	51.7						
SOLARIA CASTILIAN PV PLANTS	CORONA BOREALIS FOTOVOLTAICA SLU	2.3						
SOLARIA CASTILIAN PV PLANTS	CORONA BOREALIS FOTOVOLTAICA SLU	13.8						
BANCA MARCH RS COVID-19 RESPONSE FOR SMES & MIDCAPS	BANCA MARCH SA	70.0						
BBVA RS COVID-19 RESPONSE FOR SMES & MIDCAPS	BANCO BILBAO VIZCAYA ARGENTARIA SA	59.0						
BBVA RS COVID-19 RESPONSE FOR SMES & MIDCAPS	BANCO BILBAO VIZCAYA ARGENTARIA SA	70.1						
AENA COVID-19 GREEN ENERGY LOAN FL	AENA SME SA	315.0						
ARRASATE MIDCAP GROWTH INVESTMENTS	FAGOR ARRASATE SC	10.0						
PHARMACEUTICAL RDI & INVESTMENTS	GALENICUM GROUP HOLDING SL	10.0						
PHARMACEUTICAL RDI & INVESTMENTS	GALENICUM GROUP HOLDING SL	10.0						
VALEO RDI FOR ELECTRIC VEHICLES & CAR SAFETY	VALEO	3.0						
SENNDER (EGF VD)	SENNDER GMBH	8.0						
WIND TECHNOLOGY RDI	SIEMENS GAMESA RENEWABLE ENERGY SA	78.0						
WIND TECHNOLOGY RDI	SIEMENS GAMESA RENEWABLE ENERGY SA	50.0						
IBERDROLA INNOVATION & SUSTAINABILITY	IBERDROLA SA	100.0						
GALICIA COVID-19 RESPONSE	COMUNIDAD AUTONOMA DE GALICIA	80.0						
TITAN SOLAR PV GREEN FRAMEWORK LOAN	GALP ENERGIA SGPS SA	325.0						
BANKIA ENERGY EFFICIENCY PF4EE CA	CAIXABANK SA, BANKIA SA	4.8						
PLASTIC DELAMINATION RECYCLING DEMO PLANT (EDP)	REPETCO INNOVATIONS SL	30.7						
SOMACYL WATER INFRASTRUCTURE	SOCIEDAD PUBLICA DE INFRAESTRUCTURAS Y MEDIO AMBIENTE DE CASTILLA Y LEON SA	45.0						
SABADELL EGF ENHANCED MIDCAP SUPPORT	BANCO DE SABADELL SA	300.0						
BARCELONA COVID-19 SOCIAL & EFFICIENT HOUSING	INSTITUT MUNICIPAL DE L'HABITATGE I REHABILITACIO DE BARCELONA	65.0						
BBVA EGF ENHANCED SUPPORT TO MIDCAPS	BANCO BILBAO VIZCAYA ARGENTARIA SA	400.0						
BANCA MARCH EGF ENHANCED SUPPORT TO MIDCAPS	BANCA MARCH SA	50.0						
BANCA MARCH EGF ENHANCED SUPPORT TO MIDCAPS	BANCA MARCH SA	50.0						
SANTANDER EGF ENHANCED RS SUPPORT TO MIDCAPS	BANCO SANTANDER SA	200.0						

SC-R Sustainable cities and regions
SE-NR Sustainable energy and natural resources

INNOV-D-HC Innovation, digital and human capital
SME SME and mid-cap finance

CA-ES Climate action and environmental sustainability
ESC Economic and social cohesion

SPAIN (CONTINUED)

			SC-R	SE-NR	INNOV-D-HC	SME	CA-ES	ESC
UNITRANCHE BRIDGE FINANCING	BEN OLDMAN RENEWABLE UNITRANCHE BRIDGE FUND SARL SICAV-RAIF	80.0	■	■	■	■	■	■
ENDESA WIND AND SOLAR GREEN FRAMEWORK LOAN	ENDESA SA	250.0	■	■	■	■	■	■
ENDESA WIND AND SOLAR GREEN FRAMEWORK LOAN	ENDESA SA	250.0	■	■	■	■	■	■
RED POINTS (EGF VD)	RED POINTS SOLUTIONS SL	15.0	■	■	■	■	■	■
ENERGY EFFICIENT REFURBISHMENTS SPAIN & PORTUGAL	MERLIN PROPERTIES SOCIMI SA	44.3	■	■	■	■	■	■
ELKARGI EGF SMALL MIDCAP SUPPORT	ELKARGI SGR	37.5	■	■	■	■	■	■
ELKARGI EGF SMALL MIDCAP SUPPORT	ELKARGI SGR	37.5	■	■	■	■	■	■
IBERDROLA GREEN ELECTRICITY DISTRIBUTION NETWORK	IBERDROLA SA	550.0	■	■	■	■	■	■
IBERDROLA GREEN ELECTRICITY DISTRIBUTION NETWORK	IBERDROLA SA	50.0	■	■	■	■	■	■
MADRID COVID-19 RESPONSE II	COMUNIDAD AUTONOMA DE MADRID	200.0	■	■	■	■	■	■
SECURITY INNOVATION & DIGITAL TRANSFORMATION	PROSEGUR COMPANIA DE SEGURIDAD SA	57.5	■	■	■	■	■	■
ANACONDA (EGF VD)	ANACONDA BIOMED SL	10.0	■	■	■	■	■	■
ERCROS RDI AND MODERNIZATION	ERCROS SA	40.0	■	■	■	■	■	■
COVID-19 VACCINE RDI SPAIN	LABORATORIOS HIPRA SA	45.0	■	■	■	■	■	■
BANCA MARCH EGF ENHANCED SUPPLY CHAIN SUPPORT	BANCA MARCH SA	140.0	■	■	■	■	■	■
EDERLAN SUSTAINABLE RDI & DIGITAL TRANSFORMATION	FAGOR EDERLAN S COOP	27.0	■	■	■	■	■	■
FOF ES ANDALUCIA FLPG - CAIXABANK S A	CAIXABANK SA	20.0	■	■	■	■	■	■
FERROVIE DELLO STATO ROLLING STOCK GREEN BOND	N/A	210.0	■	■	■	■	■	■
BBVA - ABS EGF ENHANCED SME SUPPORT	EUROPEAN INVESTMENT FUND	120.1	■	■	■	■	■	■
SANTANDER SUSTAINABLE SME ABS	SANTANDER CONSUMO 4 FT	105.0	■	■	■	■	■	■
LOAN FOR AGRICULTURAL SMES & MIDCAPS SPAIN II	CAIXABANK SA, BANKIA SA	100.0	■	■	■	■	■	■
BASQUE COUNTRY LOAN FOR SMES & MIDCAPS	INSTITUTO VASCO DE FINANZAS	100.0	■	■	■	■	■	■
LUZARO LOAN FOR SMES & MIDCAPS II	LUZARO ESTABLECIMIENTO FINANCIERO DE CREDITO SA	25.0	■	■	■	■	■	■
BANKIA SMES & YOUTH EMPLOYMENT	CAIXABANK SA, BANKIA SA	240.0	■	■	■	■	■	■
FLEET RENEWAL LOAN FOR SMES & MIDCAPS SAN & SCF	SANTANDER CONSUMER FINANCE SA	100.0	■	■	■	■	■	■
ICE FOCUSED SUPPORT FOR SMES & MIDCAPS	INSTITUTO PARA LA COMPETITIVIDAD EMPRESARIAL DE CASTILLA Y LEON	32.1	■	■	■	■	■	■
TRUMPF INNOVATION MBIL	TRUMPF FINANCIAL SERVICES GMBH	7.5	■	■	■	■	■	■
ICO COVID-19 RESPONSE FOR SMES & MIDCAPS SPAIN	INSTITUTO DE CREDITO OFICIAL	500.0	■	■	■	■	■	■
ICF RAPID COVID-19 RESPONSE FOR SMES & MIDCAPS	INSTITUT CATALA DE FINANCES	100.0	■	■	■	■	■	■
FLEET RENEWAL COVID-19 SMES & MIDCAPS SAN & SCF	SANTANDER CONSUMER FINANCE SA	50.0	■	■	■	■	■	■
ICO SUPPORT SMES & MIDCAPS INTERNATIONALISATION	INSTITUTO DE CREDITO OFICIAL	300.0	■	■	■	■	■	■
UCI BUILDING RENOVATION MBIL	FONDO DE TITULIZACION RMBS PRADO VIII	50.0	■	■	■	■	■	■
SANTANDER RISK SHARING RECOVERY SUPPORT 2021	BANCO SANTANDER SA	200.0	■	■	■	■	■	■

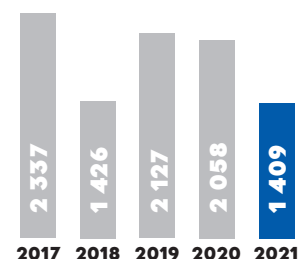
SC-R Sustainable cities and regions
SE-NR Sustainable energy and natural resources

INNOV-D-HC Innovation, digital and human capital
SME SME and mid-cap finance

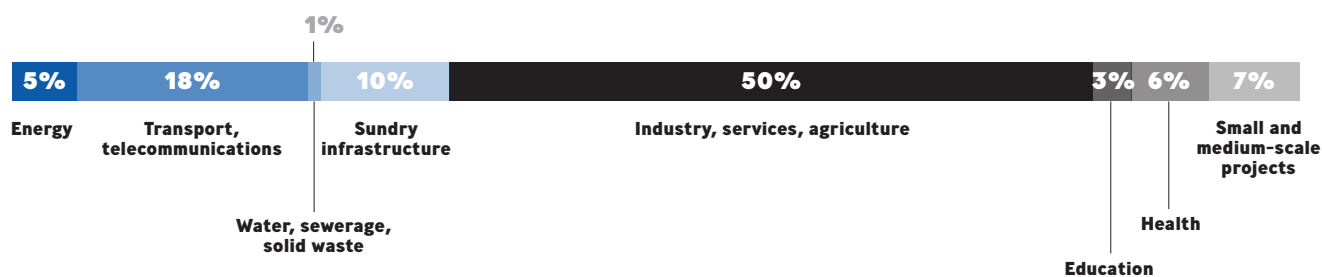
CA-ES Climate action and environmental sustainability
ESC Economic and social cohesion

SWEDEN

Signatures 2017-2021 (in € million)



Signatures by sector from 2017 to 2021



€1 409.2 million

Project Name	Company	Amount (€ million)	SC-R	SE-NR	INNOV-D-HC	SME	CA-ES	ESC
EUROPEAN SPALLATION SOURCE - ESS	EUROPEAN SPALLATION SOURCE ERIC	37.5						
NORTHVOLT ETT -LARGE SCALE BATTERY PLANT	NORTHVOLT ETT AB	51.3						
NORTHVOLT ETT -LARGE SCALE BATTERY PLANT	NORTHVOLT ETT AB	34.0						
REGIONAL ROLLING STOCK MALAB II	MALARDALSTRAFIK MALAB AB	47.6						
STOCKHOLM ALBANO CAMPUS	AKADEMISKA HUS AB	117.3						
RENEWCELL TEXTILE RECYCLING DEMO PLANT (EDP)	RENEWCELL AB	30.8						
ELECTROLUX SUSTAINABLE HOME APPLIANCES	ELECTROLUX AB	50.9						
IRRAS (EGF VD)	IRRAS AB	10.0						
SEK EGF ENHANCED SUPPORT FOR MIDCAPS	SVENSK EXPORTKREDIT AB	350.0						
HEMSO HEALTH AND OTHER COMMUNITY INFRASTRUCTURES	HEMSOE FASTIGHETS AB	95.3						
SCA RENEWABLE PACKAGING	SVENSKA CELLULOSA AB SCA (PUBL)	300.0						
DANADS (EGF VD)	DANADS INTERNATIONAL AB	8.0						
NEXANS ELECTRIFICATION RDI	NEXANS SA	6.2						
ESSITY HEALTH AND HYGIENE PRODUCTS RDI	ESSITY AB (PUBL)	208.0						
DE LAGE LANDEN LOAN FOR SMES & MIDCAPS NORDICS IV	DE LAGE LANDEN INTERNATIONAL BV	62.5						

SC-R Sustainable cities and regions
SE-NR Sustainable energy and natural resources

INNOV-D-HC Innovation, digital and human capital
SME SME and mid-cap finance

CA-ES Climate action and environmental sustainability
ESC Economic and social cohesion

OUTSIDE THE EUROPEAN UNION

* ▲

EUROPEAN FREE TRADE ASSOCIATION (EFTA) COUNTRIES

€265.8 million

NORWAY		245.8
NORDLINK HVDC PROJECT	STATNETT SF	130.0 ■ ■
NEXANS ELECTRIFICATION RDI	NEXANS SA	115.8 ■ ■
SWITZERLAND		20.0
BIOVERSYS (COVID-19) (IDFF)	BIOVERSYS AG	20.0 ■ ■

CANDIDATE COUNTRIES















€666.6 million

ALBANIA		80.0
UKT WATER DISTRIBUTION	UJESJELLES KANALIZIME TIRANE SHA	80.0 ■ ■
MONTENEGRO		50.2
AIR TRAFFIC CONTROL UPGRADE	KONTROLA LETENJA SRBIJE I CRNE GORE SMATSA DOO BEOGRAD	0.2 ■ ■
IDF LOAN FOR SMES CLIMATE & PRIORITY PROJECTS VI	INVESTMENT AND DEVELOPMENT FUND OF MONTENEGRO JSC	50.0 ■ ■
NORTH MACEDONIA		141.3
GAS INTERCONNECTOR GREECE-NORTH MACEDONIA NMPART	JSC FOR PERFORMING ENERGY ACTIVITIES NATIONAL ENERGY RESOURCES SKOPJE IN STATE OWNERSHIP	28.9 ■ ■
GAS INTERCONNECTOR GREECE-NORTH MACEDONIA NMPART	JSC FOR PERFORMING ENERGY ACTIVITIES NATIONAL ENERGY RESOURCES SKOPJE IN STATE OWNERSHIP	12.4 ■ ■
COVID-19 RESPONSE NORTH MACEDONIA - DBNM	DEVELOPMENT BANK OF NORTH MACEDONIA JSC SKOPJE	100.0 ■ ■
SERBIA		395.1
GAS INTERCONNECTOR NIS-DIMITROVGRAD-BULGARIA	REPUBLIC OF SERBIA, JP SRBIJAGAS NOVI SAD	25.0 ■ ■
AIR TRAFFIC CONTROL UPGRADE	KONTROLA LETENJA SRBIJE I CRNE GORE SMATSA DOO BEOGRAD	10.1 ■ ■
TELEKOM SRBIJA BROADBAND EVOLUTION	PREDUZECE ZA TELEKOMUNIKACIJE TELEKOM SRBIJA AD BEOGRAD	70.0 ■ ■
COVID-19 SERBIAN GOVERNMENT SUPPORT SMES & MIDCAPS	REPUBLIC OF SERBIA	200.0 ■ ■
UCBS COVID-19 RESPONSE SMES & MIDCAPS LOAN	UNICREDIT BANK SRBIJA AD BEOGRAD	50.0 ■ ■
BIB COVID-19 RESPONSE SMES & MIDCAPS LOAN	BANCA INTESA AD BEOGRAD	40.0 ■ ■

* own resources ▲ third-party resources






















POTENTIAL CANDIDATE COUNTRIES

€181.9 million

BOSNIA AND HERZEGOVINA		122.1
WATER AND SANITATION FEDERATION BIH	PUBLIC ENTITY(IES)	1.5  
WATER AND SANITATION RS	PUBLIC ENTITY(IES)	0.6  
SARAJEVO URBAN TRANSPORT PROJECT	CANTON OF SARAJEVO	40.0  
UBBL COVID-19 RESPONSE FOR SMES & MIDCAPS LOAN	UNICREDIT BANK AD BANJA LUKA	50.0  
ISP BIH LOAN FOR SMES & PRIORITY PROJECTS IV	INTESA SANPAOLO BANKA DD BOSNA I HERCEGOVINA	30.0  
KOSOVO¹		59.8
WWTP MITROVICA	KOSOVO, KOMPANIA RAJONALE E UJESJELLESIT MITROVICA SHA	19.8  
KOSOVO COVID-19 RESPONSE FOR SMES	KOSOVO	40.0  

EASTERN EUROPE, SOUTH CAUCASUS

€670.5 million

GEORGIA		42.5
RURAL FIBRE NETWORK GEORGIA	OPEN NET	34.0  
GEORGIA LOAN FOR SMES OUTREACH INITIATIVE	JSC LIBERTY BANK	2.5  
GEORGIA LOAN FOR SMES OUTREACH INITIATIVE	JSC TERABANK	6.0  
MOLDOVA		54.0
MOLDOVA RAIL INFRASTRUCTURE AND ROLLING STOCK FL	REPUBLICA MOLDOVA	24.0  
MOLDOVA ENERGY EFFICIENCY	REPUBLICA MOLDOVA	30.0  
UKRAINE		574.0
UKRAINE URBAN PUBLIC TRANSPORT FL	PUBLIC ENTITY(IES)	0.2  
UKRAINE URBAN PUBLIC TRANSPORT FL	PUBLIC ENTITY(IES)	0.6  
UKRAINE URBAN PUBLIC TRANSPORT FL	PUBLIC ENTITY(IES)	3.0  
UKRAINE TRANSPORT CONNECTIVITY	UKRAINE	14.1  
VOCATIONAL EDUCATION AND TRAINING IN UKRAINE	UKRAINE, PUBLIC ENTITY(IES)	58.0  
BORYSPIL AIRPORT DEVELOPMENT	STATE ENTERPRISE BORYSPIL INTERNATIONAL AIRPORT	270.0  
UKRAINE GRAIN STORAGE AND EQUIPMENT	EPICENTR K TOV	61.9  
UKRAINE GRAIN STORAGE AND EQUIPMENT	EPICENTR K TOV	42.5  
UKRAINE GRAIN STORAGE AND EQUIPMENT	EPICENTR K TOV	1.8  
UKRAINE PUBLIC BUILDINGS ENERGY EFFICIENCY	UKRAINE, PUBLIC ENTITY(IES)	1.0  
UKRAINE PUBLIC BUILDINGS ENERGY EFFICIENCY	UKRAINE, PUBLIC ENTITY(IES)	1.0  
KYIV CITY URBAN ELECTRIC TRANSPORT	COMMUNAL ENTERPRISE KYIVSKYI METROPOLITAN, COMMUNAL ENTERPRISE KYIVPASTRANS	100.0  
UKRAINE DCFTA SUPPORT FACILITY	THE STATE EXPORT-IMPORT BANK OF UKRAINE JSC	20.0  

MEDITERRANEAN COUNTRIES**€2 019.4 million**

EGYPT		1 003.0
MOBILE BROADBAND ROLLOUT (EGYPT)	TELECOM EGYPT SAE	150.0 ■ ■
URBAN TRANSPORT INFRASTRUCTURE FRAMEWORK EGYPT	ARAB REPUBLIC OF EGYPT	528.0 ■ ■
BANQUE MISR COVID-19 LOAN FOR SMES & MIDCAPS	BANQUE MISR SAE	325.0 ■ ■
ISRAEL		29.5
NEW THERMAL STORAGE MANUFACTURING PLANT (EDP)	BRENMILLER ENERGY LTD	7.5 ■ ■
POCARED (IDFF)	POCARED DIAGNOSTICS LTD	22.0 ■ ■
JORDAN		243.6
JORDAN VALLEY WATER RESOURCES	HASHEMITE KINGDOM OF JORDAN	70.2 ■ ■
ERI SME GUARANTEE - CAPITAL BANK OF JORDAN	CAPITAL BANK OF JORDAN PSC	10.5 ■ ■
JORDAN LOAN FOR SME RESILIENCE FACILITY	JORDAN KUWAIT BANK PLC	100.4 ■ ■
JORDAN LOAN FOR SME RESILIENCE FACILITY	ARAB BANKING CORPORATION (JORDAN)	26.5 ■ ■
JORDAN LOAN FOR SME RESILIENCE FACILITY	JORDAN COMMERCIAL BANK PSC	30.0 ■ ■
TAMWEELCOM MICROFINANCE LOAN	JORDAN MICROFINANCE COMPANY LLC	6.0 ■ ■
MOROCCO		435.0
PROGRAMME DE SCOLARISATION RURALE	ROYAUME DU MAROC	102.5 ■ ■
ONEE-AEP AMELIORATION ET ASSAINISSEMENT II	OFFICE NATIONAL DE L'ELECTRICITE ET DE L'EAU POTABLE	37.5 ■ ■
ADM MODERNISATION INFORMATIQUE - COVID-19	SOCIETE NATIONALE DES AUTOROUTES DU MAROC	85.0 ■ ■
CIH L4SMES&MIDCAP-COVID-19 RESPONSE	CREDIT IMMOBILIER ET HOTELIER	28.0 ■ ■
CIH L4SMES&MIDCAP-COVID-19 RESPONSE	CREDIT IMMOBILIER ET HOTELIER	32.0 ■ ■
MOROCCO SME PUBLIC SUPPORT COVID-19 RESPONSE	ROYAUME DU MAROC	150.0 ■ ■
PALESTINE		225.5
PALESTINE COVID-19 GUARANTEE FACILITY	BANK OF PALESTINE PLC	8.0 ■ ■
PALESTINE COVID-19 GUARANTEE FACILITY	THE NATIONAL BANK	8.0 ■ ■
JORDAN LOAN FOR SME RESILIENCE FACILITY	CAIRO AMMAN BANK	19.4 ■ ■
PALESTINE PRIVATE SECTOR COVID-19 RESPONSE	PALESTINE INVESTMENT BANK PSC	16.8 ■ ■
PALESTINE SME COVID-19 SUSTAINABILITY PROGRAMME	PALESTINE MONETARY AUTHORITY	173.3 ■ ■
REGIONAL - MEDITERRANEAN		19.8
EZDEHAR FUND II	ACCEPTABLE CORPORATE(S)	19.8 ■ ■
TUNISIA		63.0
TRANSTU - MATERIEL ROULANT FERROVIAIRE	SOCIETE DES TRANSPORTS DE TUNIS	45.0 ■ ■
MECHATRONIC AND CABLE MANUFACTURING MAGHREB	ONE TECH HOLDING	9.0 ■ ■
ENDA TAMWEEL MICROFINANCE LOAN	ENDA TAMWEEL SA	9.0 ■ ■

* own resources ▲ third-party resources

AFRICAN, CARIBBEAN AND PACIFIC (ACP) STATES**€2 110.5 million**















































BARBADOS			50.0
BARBADOS COVID-19 HEALTH RESILIENCE	BARBADOS	50.0	■ ■
BENIN			196.9
EAU ET ASSAINISSEMENT COTONOU PHASE 3	SOCIETE NATIONALE DES EAUX DU BENIN, REPUBLIQUE DU BENIN	27.0	■ ■
ASSAINISSEMENT PLUVIAL DE VILLES DU BENIN	REPUBLIQUE DU BENIN	110.0	■ ■
ASSAINISSEMENT PLUVIAL DE VILLES DU BENIN	REPUBLIQUE DU BENIN	14.9	■ ■
BENIN RESILIENCE ECONOMIQUE COVID-19	REPUBLIQUE DU BENIN	45.0	■ ■
CAMEROON			123.1
BELABO-NGAOUNDERE RAILWAY RENEWAL CAMEROON	REPUBLIQUE DU CAMEROUN	106.0	■ ■
BELABO-NGAOUNDERE RAILWAY RENEWAL CAMEROON	REPUBLIQUE DU CAMEROUN	17.1	■ ■
ETHIOPIA			3.0
ARCH COLD CHAIN SOLUTIONS EAST AFRICA FUND	SPECIAL PURPOSE ENTITY(IES)/FUND	3.0	■ ■
GHANA			75.0
COVID-19 HEALTH RESPONSE GHANA	REPUBLIC OF GHANA	75.0	■ ■
GUINEA			170.0
INTERCONNEXION ELECTRIQUE 225 KV GUINEE-MALI	ELECTRICITE DE GUINEE	170.0	■ ■
KENYA			4.5
ARCH COLD CHAIN SOLUTIONS EAST AFRICA FUND	SPECIAL PURPOSE ENTITY(IES)/FUND	4.5	■ ■
LESOTHO			34.1
LLWDP II	KINGDOM OF LESOTHO	34.1	■ ■
MADAGASCAR			81.3
INTERCONNEXION ANTANANARIVO TOAMASINA PRIRTEM-1	JIRO SY RANO MALAGASY SA	81.3	■ ■
MALAWI			17.5
KULIMA - RISK SHARING FACILITY FCB MALAWI	FIRST CAPITAL BANK PLC	5.0	■ ■
KULIMA ACCESS TO FINANCE	FIRST CAPITAL BANK PLC	12.5	■ ■
NIGERIA			100.0
NIGERIA TELECOM EXPANSION	MTN NIGERIA COMMUNICATIONS PLC	100.0	■ ■

AFRICAN, CARIBBEAN AND PACIFIC (ACP) STATES (CONTINUED)

REGIONAL - ACP		306.8
GAVI GUARANTEE FACILITY	GAVI ALLIANCE	176.0 ■■
GAVI GUARANTEE FACILITY	GAVI ALLIANCE	22.7 ■■
FEFISOL MICROFINANCE FUND II	PRIVATE ENTITY(IES), ACCEPTABLE BANK(S)	5.0 ■■
ATLANTICA VENTURE CAPITAL FUND	ACCEPTABLE CORPORATE(S)	11.1 ■■
ACP MICROFINANCE FACILITY	FINANCE TRUST BANK LTD	5.0 ■■
ACP MICROFINANCE FACILITY	BAOBAB COTE D'IVOIRE SA	11.0 ■■
ACP MICROFINANCE FACILITY	CENTENARY RURAL DEVELOPMENT BANK LTD	10.0 ■■
ACP MICROFINANCE FACILITY	STE FPM SA	5.0 ■■
ACP MICROFINANCE FACILITY	GRAMEEN CREDIT AGRICOLE MICROFINANCE FOUNDATION	10.0 ■■
ACP MICROFINANCE FACILITY	STE FPM SA	1.0 ■■
OEEB - COVID-19 ACP FACILITY FOR SMES	OESTERREICHISCHE ENTWICKLUNGSBANK AG	50.0 ■■
REGIONAL - AFRICA		377.8
ALITHEIA IDF WOMEN FUND FOR AFRICA	ALITHEIA IDF FUND SA	21.5 ■■
AFRICINVEST FUND IV	ACCEPTABLE CORPORATE(S)	43.1 ■■
THE URBAN RESILIENCE FUND (TURF) B	THE URBAN RESILIENCE FUND B - INTERNATIONAL MUNICIPAL INVESTMENT FUND SCSP	37.6 ■■
BLUEPEAK PRIVATE CAPITAL FUND	BLUEPEAK PRIVATE CAPITAL GP SARL	24.6 ■■
THE URBAN RESILIENCE FUND (TURF) B LCFP	THE URBAN RESILIENCE FUND B - INTERNATIONAL MUNICIPAL INVESTMENT FUND SCSP, SPECIAL PURPOSE ENTITY(IES)/FUND	5.0 ■■
EMCAF EMERGING MARKET CLIMATE ACTION FUND	SPECIAL PURPOSE ENTITY(IES)/FUND	20.0 ■■
JANNGO CAPITAL STARTUP FUND BOOST AFRICA JUNIOR	PRIVATE ENTITY(IES)	10.0 ■■
COVID-19 VACCINE VOLUME ALLOCATION II	PUBLIC ENTITY(IES), GAVI ALLIANCE	200.0 ■■
EMCAF LCFP JUNIOR PARTICIPATION	SPECIAL PURPOSE ENTITY(IES)/FUND	6.0 ■■
ATLANTICA VENTURE CAPITAL FUND BOOST AFRICA JUNI	ACCEPTABLE CORPORATE(S)	10.0 ■■
REGIONAL - CENTRAL AFRICA		41.8
AFRIGREEN DEBT FUND	SPECIAL PURPOSE ENTITY(IES)/FUND	12.5 ■■
W AND C AFRICA COVID-19 RAPID RESPONSE FACILITY	COMMERCIAL BANK OF CAMEROUN SA	12.0 ■■
W AND C AFRICA COVID-19 RAPID RESPONSE FACILITY	EASTERN AND SOUTHERN AFRICAN TRADE AND DEVELOPMENT BANK	1.3 ■■
W AND C AFRICA COVID-19 RAPID RESPONSE FACILITY	ECOBANK TRANSNATIONAL INC	16.0 ■■
REGIONAL - EAST AFRICA		188.2
OKAVANGO CAPITAL	SPECIAL PURPOSE ENTITY(IES)/FUND	8.1 ■■
ARCH COLD CHAIN SOLUTIONS EAST AFRICA FUND	SPECIAL PURPOSE ENTITY(IES)/FUND	3.0 ■■
CONVERGENCE PARTNERS DIGITAL FUND III	ACCEPTABLE CORPORATE(S)	2.1 ■■
EAST AFRICA COVID-19 RAPID RESPONSE FACILITY	BANK OF KIGALI PLC	40.0 ■■
EAST AFRICA COVID-19 RAPID RESPONSE FACILITY	DEVELOPMENT BANK OF RWANDA (BRD) PLC	15.0 ■■
EAST AFRICA COVID-19 RAPID RESPONSE FACILITY	EASTERN AND SOUTHERN AFRICAN TRADE AND DEVELOPMENT BANK	40.0 ■■
EAST AFRICA COVID-19 RAPID RESPONSE FACILITY	KCB BANK RWANDA PLC	15.0 ■■
EAST AFRICA COVID-19 RAPID RESPONSE FACILITY	ECOBANK TRANSNATIONAL INC	15.0 ■■
EAST AFRICA COVID-19 RAPID RESPONSE FACILITY	THE CO-OPERATIVE BANK OF KENYA LTD	50.0 ■■

* own resources ▲ third-party resources

AFRICAN, CARIBBEAN AND PACIFIC (ACP) STATES (CONTINUED)

REGIONAL - INDIAN OCEAN		33.3
SOUTHERN AFRICA AND INDIAN OCEAN SMERF	NEDBANK MOCAMBIQUE SA	14.0  
SOUTHERN AFRICA COVID-19 RAPID RESPONSE FACILITY	EASTERN AND SOUTHERN AFRICAN TRADE AND DEVELOPMENT BANK	12.2  
SOUTHERN AFRICA COVID-19 RAPID RESPONSE FACILITY	ECOBANK TRANSNATIONAL INC	7.0  
REGIONAL - SOUTHERN AFRICA		52.2
OKAVANGO CAPITAL	SPECIAL PURPOSE ENTITY(IES)/FUND	3.5  
CONVERGENCE PARTNERS DIGITAL FUND III	ACCEPTABLE CORPORATE(S)	10.6  
SOUTHERN AFRICA COVID-19 RAPID RESPONSE FACILITY	EASTERN AND SOUTHERN AFRICAN TRADE AND DEVELOPMENT BANK	24.3  
SOUTHERN AFRICA COVID-19 RAPID RESPONSE FACILITY	ECOBANK TRANSNATIONAL INC	14.0  
REGIONAL - WEST AFRICA		80.1
CONVERGENCE PARTNERS DIGITAL FUND III	ACCEPTABLE CORPORATE(S)	2.1  
COVID-19 VACCINE MANUFACTURING (SENEGAL)	PRIVATE ENTITY(IES)	4.8  
AFRIGREEN DEBT FUND	SPECIAL PURPOSE ENTITY(IES)/FUND	12.5  
WEST AFRICA MICROFINANCE FACILITY	BAOBAB SENEGAL	4.0  
W AND C AFRICA COVID-19 RAPID RESPONSE FACILITY	BANCO INTERATLANTICO SA	5.0  
W AND C AFRICA COVID-19 RAPID RESPONSE FACILITY	EASTERN AND SOUTHERN AFRICAN TRADE AND DEVELOPMENT BANK	3.8  
W AND C AFRICA COVID-19 RAPID RESPONSE FACILITY	ECOBANK TRANSNATIONAL INC	48.0  
RWANDA		23.5
ARCH COLD CHAIN SOLUTIONS EAST AFRICA FUND	SPECIAL PURPOSE ENTITY(IES)/FUND	1.5  
RWANDA COVID-19 HEALTH RESILIENCE	PUBLIC ENTITY(IES)	22.0  
SENEGAL		114.5
SENEGAL DECHETS SOLIDES (PROMOGED) & COVID-19	REPUBLIQUE DU SENEGAL	50.0  
SENEGAL EAU POTABLE & COVID-19	SOCIETE NATIONALE DES EAUX DU SENEGAL, REPUBLIQUE DU SENEGAL	64.5  
TANZANIA		1.5
ARCH COLD CHAIN SOLUTIONS EAST AFRICA FUND	SPECIAL PURPOSE ENTITY(IES)/FUND	1.5  
UGANDA		1.5
ARCH COLD CHAIN SOLUTIONS EAST AFRICA FUND	SPECIAL PURPOSE ENTITY(IES)/FUND	1.5  
ZAMBIA		19.0
ZAMBIA AGRICULTURE - RSF ZANACO	ZAMBIA NATIONAL COMMERCIAL BANK PLC	4.0  
ZAMBIA AGRICULTURE VALUE CHAIN FACILITY	ZAMBIA NATIONAL COMMERCIAL BANK PLC	15.0  
ZIMBABWE		15.0
ZIMBABWE PRIVATE SECTOR FACILITY	CENTRAL AFRICA BUILDING SOCIETY	15.0  

* own resources ▲ third-party resources

OVERSEAS COUNTRIES AND TERRITORIES (OCTS)**€15.8 million****NEW CALEDONIA**

15.8

PACIFIC OCTS COVID-19 FINANCIAL SECTOR FACILITY

BANQUE CALEDONIENNE D'INVESTISSEMENT

15.8

**SOUTH AFRICA****€22.0 million****SOUTH AFRICA**

22.0

NEDBANK PRIVATE SECTOR FACILITY 3

NEDBANK LTD

22.0

**ASIA (EXCL. CENTRAL ASIA)****€754.9 million****BANGLADESH**

250.0

BANGLADESH COVID-19 PUBLIC HEALTH PROGRAMME

PUBLIC ENTITY(IES)

250.0

**CAMBODIA**

13.5

SAAMBAT SUSTAINABLE RURAL DEVELOPMENT CAMBODIA

KINGDOM OF CAMBODIA

13.5

**INDIA**

400.0

PUNE METRO RAIL PROJECT

MAHARASHTRA METRO RAIL CORPORATION LTD

150.0



AGRA METRO RAIL PROJECT

UTTAR PRADESH METRO RAIL CORPORATION LTD

250.0

**MALDIVES**

20.0

COVID-19 RAPID RESPONSE TO THE MALDIVES

REPUBLIC OF MALDIVES

20.0

**REGIONAL - ASIA**

71.4

THE URBAN RESILIENCE FUND (TURF) B

THE URBAN RESILIENCE FUND B - INTERNATIONAL MUNICIPAL INVESTMENT FUND SCSP

9.4



EMCAF EMERGING MARKET CLIMATE ACTION FUND

SPECIAL PURPOSE ENTITY(IES)/FUND

15.0



JASMINE PRIVATE MARKET FUND I

PRIVATE ENTITY(IES)

24.9



CIRCULATE CAPITAL OCEAN FUND I - B

ACCEPTABLE CORPORATE(S)

17.6



EMCAF LCFP JUNIOR PARTICIPATION

SPECIAL PURPOSE ENTITY(IES)/FUND

4.5

**CENTRAL ASIA****€85.7 million****KAZAKHSTAN**

42.0

DAMU COVID-19 LOAN FOR SMES

DAMU ENTREPRENEURSHIP DEVELOPMENT FUND JSC

42.0

**UZBEKISTAN**

43.7

UZBEKISTAN SOLAR IPP

TUTLY SOLAR LLC

42.5



UZBEKISTAN SOLAR IPP

TUTLY SOLAR LLC

1.2



* own resources

▲ third-party resources

* ▲

LATIN AMERICA**€692.2 million**

ARGENTINA		180.8
RIO SALADO FLOOD PROTECTION PROGRAMME	PROVINCIA DE BUENOS AIRES	92.6 ■ ■
ARGENTINA VACCINE PURCHASE	REPUBLICA ARGENTINA	88.3 ■ ■
BRAZIL		248.2
BDMG CLIMATE ACTION FL II	BANCO DE DESENVOLVIMENTO DE MINAS GERAIS SA	14.0 ■ ■
GEF LATAM CLIMATE SOLUTIONS FUND III	ACCEPTABLE CORPORATE(S)	28.2 ■ ■
NEOENERGIA GREEN RENEWABLE ENERGY GENERATION FL	NEOENERGIA SA	45.5 ■ ■
NEOENERGIA GREEN RENEWABLE ENERGY GENERATION FL	NEOENERGIA SA	154.5 ■ ■
BDMG CLIMATE ACTION FL II	BANCO DE DESENVOLVIMENTO DE MINAS GERAIS SA	6.0 ■ ■
ECUADOR		88.4
BDE WATER AND SANITATION	BANCO DE DESARROLLO DEL ECUADOR BP	88.4 ■ ■
EL SALVADOR		33.3
BANDESAL SUSTAINABLE ENERGY AND COVID-19 SMES	BANCO DE DESARROLLO DE LA REPUBLICA DE EL SALVADOR	33.3 ■ ■
REGIONAL - LATIN AMERICA		141.5
EMCAF EMERGING MARKET CLIMATE ACTION FUND	SPECIAL PURPOSE ENTITY(IES)/FUND	15.0 ■ ■
ENEL ENERGY EFFICIENCY & RENEWABLES FL (LATAM)	ENEL GREEN POWER PERU SAC	114.9 ■ ■
GEF LATAM CLIMATE SOLUTIONS FUND III	ACCEPTABLE CORPORATE(S)	7.1 ■ ■
EMCAF LCFP JUNIOR PARTICIPATION	SPECIAL PURPOSE ENTITY(IES)/FUND	4.5 ■ ■

* own resources ▲ third-party resources

STATISTICAL SUPPLEMENT

SECTION I FINANCING PROVIDED WITHIN THE EUROPEAN UNION

(contracts signed)

Table A	Breakdown by country and objective in 2021	56
Table B	Breakdown by country and sector in 2021	57
Table C	Breakdown by country and sector from 2017 to 2021	58
Table D	Detailed breakdown by sector in 2021 and from 2017 to 2021	59
Table E	Breakdown by region in 2021 and from 2017 to 2021	61

SECTION II FINANCING PROVIDED OUTSIDE THE EUROPEAN UNION

(contracts signed)

Table F	Lending facilities and mandates in the investment phase outside the European Union (as at 31 December 2021)	66
Table G	Breakdown by country and sector in 2021	67
Table H	Breakdown by country and sector from 2017 to 2021	68

SECTION III BORROWINGS RAISED

Table I	Medium and long-term borrowings raised in 2021 (before swaps)	70
Table J	Borrowings raised from 2017 to 2021 (before swaps)	73
Table K	Borrowings raised (before swaps) in 2021 under medium-term note or debt issuance programmes (excluding Euro Area Reference Notes and stand-alone issues)	74

NB: As rounded figures are used in the following tables, it is possible that the totals do not correspond to the sum of the individual amounts.

SECTION I FINANCING PROVIDED WITHIN THE EUROPEAN UNION
Table A BREAKDOWN BY COUNTRY AND OBJECTIVE IN 2021⁽¹⁾
 Own resources

(€ million)

	Amount signed (own resources)	Sustainable cities and regions		Sustainable energy and natural resources			Innovation, digital and human capital			SME and mid-cap finance	Climate action and environmental sustainability ⁽²⁾⁽³⁾	Economic and social cohesion ⁽²⁾
		Integrated territorial development	Transport	Energy	Natural resource use, management and protection	Water, wastewater and waste management	Education and training	Health	Research, innovation and digital			
Austria	850	213	220	6	-	-	43	50	17	301	380	23
Belgium	2 282	90	250	690	120	100	300	-	569	163	1 210	908
Bulgaria	106	-	100	-	-	-	-	-	-	6	30	106
Croatia	63	-	-	63	-	-	-	-	-	-	63	63
Cyprus	227	-	112	-	-	-	-	-	26	89	9	227
Czech Republic	1 003	207	23	547	-	-	-	37	68	121	620	912
Denmark	689	-	350	-	-	-	-	-	302	38	486	102
Estonia	271	107	17	18	5	5	42	10	50	18	63	271
Finland	949	-	79	311	-	18	203	147	105	86	507	381
France	8 301	343	1 794	2 474	15	224	721	60	2 002	668	5 990	3 289
Germany	4 428	75	1 169	214	-	100	-	270	2 361	239	2 083	574
Greece	1 930	160	6	139	323	108	20	64	213	897	598	1 560
Hungary	880	-	-	500	-	-	150	146	40	45	501	651
Ireland	649	230	-	140	-	-	5	-	228	46	218	115
Italy	7 482	312	1 657	1 353	92	142	19	1 072	1 636	1 199	3 055	2 032
Latvia	99	-	61	-	-	-	-	-	4	33	1	99
Lithuania	64	-	-	43	-	20	-	-	0	1	56	1
Luxembourg	34	-	-	-	-	-	-	-	31	3	6	7
Malta	-	-	-	-	-	-	-	-	-	-	-	-
Netherlands	2 010	-	270	750	-	81	-	250	214	444	1 297	11
Poland	5 684	521	1 634	860	47	178	20	27	1 347	1 049	2 376	4 533
Portugal	347	200	87	61	-	-	-	-	-	-	207	249
Regional - EU countries	306	14	73	80	1	-	-	-	130	8	173	80
Romania	842	-	-	251	-	-	-	555	6	30	251	795
Slovakia	140	15	12	1	4	-	-	-	10	98	16	106
Slovenia	80	15	5	10	5	8	8	-	3	27	2	60
Spain	7 069	107	1 416	1 986	34	144	35	304	850	2 195	3 874	2 671
Sweden	1 041	-	48	-	300	-	106	48	477	63	633	6
Total	47 825	2 608	9 383	10 497	946	1 126	1 671	3 039	10 689	7 866	24 703	19 832

(1) As certain financing operations meet several objectives, the totals for the various headings cannot be meaningfully added together.

(2) Transversal indicator.

(3) Figures on climate action and environmental sustainability are unaudited and provisional.

SECTION I

FINANCING PROVIDED WITHIN THE EUROPEAN UNION

Table B BREAKDOWN BY COUNTRY AND SECTOR IN 2021

(€ million)

	Total	Investment loans or framework loans	Infrastructure				Industry, services, agriculture	Education	Health	Credit lines
			Energy	Transport, telecommunications	Water, sewerage, solid waste	Urban development, composite infrastructure				
Austria	1 437	564	-	220	-	200	52	43	50	873
Belgium	2 700	2 159	612	250	220	168	609	300	-	541
Bulgaria	176	116	-	110	-	-	6	-	-	60
Croatia	113	63	63	-	-	-	-	-	-	50
Cyprus	234	127	-	112	-	-	15	-	-	107
Czech Republic	1 003	679	542	20	-	48	68	-	-	324
Denmark	689	652	-	350	-	-	302	-	-	38
Estonia	271	270	12	-	-	136	70	42	10	1
Finland	1 724	923	35	65	-	-	473	203	147	802
France	9 153	7 228	1 717	2 257	149	244	2 205	621	35	1 925
Germany	4 612	4 203	211	1 839	100	75	1 708	-	270	409
Greece	2 898	989	135	74	30	237	428	20	64	1 910
Hungary	880	830	230	-	-	-	304	150	146	50
Ireland	672	626	118	170	-	235	103	-	-	46
Italy	9 860	6 148	1 275	2 240	177	373	986	19	1 078	3 713
Latvia	99	61	-	61	-	-	-	-	-	38
Lithuania	97	71	43	-	20	-	8	-	-	26
Luxembourg	34	31	-	-	-	-	31	-	-	3
Malta	-	-	-	-	-	-	-	-	-	-
Netherlands	2 041	1 622	750	270	70	-	282	-	250	419
Poland	5 769	4 549	844	1 738	201	536	1 230	-	-	1 221
Portugal	876	347	60	87	-	200	1	-	-	529
Regional - EU countries	999	331	80	73	-	15	163	-	-	668
Romania	842	809	210	-	-	20	24	-	555	33
Slovakia	240	30	-	11	-	19	-	-	-	210
Slovenia	80	0	-	-	-	-	-	-	-	80
Spain	8 962	4 676	1 995	1 407	139	153	673	30	280	4 286
Sweden	1 409	997	-	48	-	-	795	106	48	413
TOTAL	57 870	39 100	8 932	11 401	1 105	2 659	10 537	1 532	2 933	18 770

SECTION I FINANCING PROVIDED WITHIN THE EUROPEAN UNION
Table C BREAKDOWN BY COUNTRY AND SECTOR FROM 2017 TO 2021

(€ million)

	Total	Investment loans or framework loans	Infrastructure				Industry, services, agriculture	Education	Health	Credit lines
			Energy	Transport, telecommunications	Water, sewerage, solid waste	Urban development, composite infrastructure				
Austria	7 157	5 081	712	1 385	50	880	1 692	112	250	2 076
Belgium	8 686	7 609	1 791	1 771	747	441	1 499	864	495	1 077
Bulgaria	854	687	95	195	67	25	305	-	-	168
Croatia	1 903	667	120	15	-	300	182	-	50	1 236
Cyprus	1 255	672	302	168	20	16	68	89	9	583
Czech Republic	4 939	2 582	1 062	802	300	263	142	-	13	2 357
Denmark	3 602	2 944	45	1 374	1	0	1 524	-	-	658
Estonia	1 011	820	187	165	-	238	135	60	35	191
Finland	7 219	6 020	667	1 068	254	250	1 922	907	953	1 198
France	38 414	28 825	5 884	9 796	1 315	1 418	7 084	2 802	525	9 589
Germany	27 259	23 148	1 061	7 711	1 970	2 985	7 595	1 347	480	4 111
Greece	11 260	5 846	2 269	1 741	205	479	992	70	89	5 414
Hungary	3 788	2 808	496	512	79	209	656	548	309	980
Ireland	4 241	3 676	448	712	-	676	409	707	725	566
Italy	48 827	28 236	6 194	6 679	2 140	3 344	5 739	1 859	2 280	20 591
Latvia	540	402	41	136	-	70	97	38	20	138
Lithuania	1 467	1 334	373	202	20	518	19	202	0	134
Luxembourg	287	247	-	216	-	-	31	-	-	39
Malta	143	58	-	28	-	25	5	-	-	85
Netherlands	10 825	7 872	1 647	2 519	1 243	425	765	148	1 126	2 953
Poland	23 727	18 252	1 900	8 647	209	1 780	5 323	245	149	5 475
Portugal	6 859	2 826	1 078	130	757	482	164	16	200	4 033
Regional - EU countries	5 184	3 986	1 344	529	69	22	1 985	-	36	1 198
Romania	4 351	3 266	460	1 010	122	80	972	54	570	1 085
Slovakia	1 539	737	190	386	-	28	120	11	3	802
Slovenia	598	318	77	241	-	-	-	-	-	280
Spain	41 978	19 059	5 779	6 298	432	610	4 828	101	1 013	22 919
Sweden	9 357	8 727	455	1 652	102	978	4 683	295	561	630
TOTAL	277 271	186 704	34 676	56 090	10 100	16 541	48 934	10 472	9 891	90 567

SECTION I

FINANCING PROVIDED WITHIN THE EUROPEAN UNION

Table D DETAILED BREAKDOWN BY SECTOR IN 2021 AND FROM 2017 TO 2021

(€ million)

	2021		2017-2021	
	Amount	% of total	Amount	% of total
Energy and infrastructure	24 098	41.6	117 406	42.3
Energy	8 932	15.4	34 676	12.5
<i>Production</i>	<i>4 861</i>	<i>8.4</i>	<i>19 219</i>	<i>6.9</i>
Electricity generation	3 816	6.6	16 136	5.8
Energy	1 031	1.8	2 537	0.9
Heat production	13	0.0	396	0.1
Crude petroleum and natural gas production	-	-	150	0.1
<i>Transport and distribution</i>	<i>4 072</i>	<i>7.0</i>	<i>15 457</i>	<i>5.6</i>
Power transmission and distribution	4 017	6.9	11 887	4.3
Oil and natural gas transmission and distribution	25	0.0	3 127	1.1
Heat transmission and distribution	30	0.1	443	0.2
Transport	9 333	16.1	44 822	16.2
Railways	5 463	9.4	18 523	6.7
Urban transport	1 815	3.1	10 929	3.9
Roads, motorways	1 438	2.5	8 852	3.2
Air transport	130	0.2	3 939	1.4
Sea transport	307	0.5	1 642	0.6
Transport	-	-	334	0.1
Other forms of transport	43	0.1	264	0.1
Space transport	137	0.2	237	0.1
Intermodal centres	-	-	91	0.0
Sundry transport infrastructure	-	-	11	0.0
Telecommunications	2 068	3.6	11 267	4.1
Public switched telephone network; transmission and broadcasting networks	872	1.5	6 204	2.2
Mobile communications networks	720	1.2	3 526	1.3
Telecommunications	466	0.8	1 292	0.5
Satellites and ground stations	10	0.0	245	0.1
Water, sewerage	997	1.7	8 712	3.1
Water collection, treatment and supply	817	1.4	5 256	1.9
Sewerage	180	0.3	3 238	1.2
Irrigation	-	-	217	0.1
Solid waste	108	0.2	1 388	0.5
Waste treatment/disposal	56	0.1	960	0.3
Waste collection/recycling	52	0.1	429	0.2
Urban development	2 421	4.2	15 124	5.5
Urban development	2 421	4.2	15 124	5.5
Composite infrastructure	239	0.4	1 417	0.5
Composite infrastructure	239	0.4	1 417	0.5

SECTION I FINANCING PROVIDED WITHIN THE EUROPEAN UNION
Table D DETAILED BREAKDOWN BY SECTOR IN 2021 AND FROM 2017 TO 2021 (continued)

(€ million)

	2021		2017-2021	
	Amount	% of total	Amount	% of total
Industry, services, education, health and agriculture	15 002	25.9	69 298	25.0
Industry	7 679	13.3	31 580	11.4
Manufacture of electrical and electronic equipment	1 515	2.6	7 201	2.6
Manufacture of transport equipment	1 482	2.6	5 665	2.0
Civil engineering	911	1.6	4 780	1.7
Manufacture of chemicals and chemical products	1 013	1.8	4 522	1.6
Manufacture of machinery and equipment	612	1.1	2 979	1.1
Manufacture of basic metals and fabricated metal products	487	0.8	2 036	0.7
Manufacture of pulp, paper; publishing and printing	811	1.4	1 357	0.5
Manufacture of food and agricultural products	315	0.5	1 277	0.5
Manufacture of other non-metallic mineral products	50	0.1	716	0.3
Other manufacturing	286	0.5	497	0.2
Manufacture of rubber and plastic products	165	0.3	316	0.1
Mining and quarrying	-	-	120	0.0
Refining	-	-	70	0.0
Manufacture of textiles	31	0.1	31	0.0
Manufacture of wood and wood products	-	-	13	0.0
Services	2 630	4.5	15 601	5.6
Research and development	967	1.7	6 125	2.2
Business activities	699	1.2	5 707	2.1
Financial industry	364	0.6	2 108	0.8
Public administration	401	0.7	668	0.2
Commerce	164	0.3	664	0.2
Hotel, restaurants	34	0.1	268	0.1
Public, social and personnel services	2	0.0	61	0.0
Agriculture, fisheries, forestry	228	0.4	1 753	0.6
Agriculture	207	0.4	1 671	0.6
Forestry	21	0.0	80	0.0
Aquaculture	-	-	2	0.0
Education	1 532	2.6	10 472	3.8
Education and training	283	0.5	3 399	1.2
Tertiary education	74	0.1	3 272	1.2
Secondary education	756	1.3	2 827	1.0
Primary education	287	0.5	733	0.3
Pre-primary education	127	0.2	227	0.1
Vocational education and technical training	5	0.0	15	0.0
Health	2 933	5.1	9 891	3.6
Health and social work activities	2 933	5.1	9 891	3.6
Total individual loans / framework loans	39 100	67.6	186 704	67.3
Total credit lines	18 770	32.4	90 567	32.7
Total	57 870	100.0	277 271	100.0

SECTION I

FINANCING PROVIDED WITHIN THE EUROPEAN UNION

Table E BREAKDOWN BY REGION IN 2021 AND FROM 2017 TO 2021

This analytical table is based on NUTS 1 or 2 regional classification, depending on the country concerned. Where possible, individual loans covering several regions have been subdivided. Credit lines are accounted separately. EUROSTAT 2019 GDP at current market prices expressed in terms of purchasing power standard (PPS) per inhabitant in percentage of the EU average (EU27 from 2020 = 100). 2020 unemployment rate (EU27 from 2020 = 6.7). 2020 population figures ('000).

(€ million)

	GDP per capita	Unemployment rate (%)	Population ('000)	2021	2017-2021
Austria	126	5.4	8 901	1 437	7 157
Ostösterreich	125	7.4	3 890	-	797
Südösterreich	113	4.5	1 808	50	758
Westösterreich	136	3.5	3 203	-	742
Multiregional	-	-	-	514	2 784
Credit lines	-	-	-	873	2 076
Belgium	118	5.6	11 522	2 700	8 686
Région de Bruxelles-Capitale	202	12.3	1 223	-	118
Région wallonne	86	7.3	3 660	-	1 561
Vlaams Gewest	120	3.5	6 639	420	1 686
Multiregional	-	-	-	1 739	4 244
Credit lines	-	-	-	541	1 077
Bulgaria	53	5.1	6 951	176	854
Severen tsentralen	35	5.7	773	-	38
Severoiztochen	41	6.1	925	6	51
Yugozapaden	89	3.6	2 094	-	145
Yuzhen tsentralen	37	3.4	1 407	-	153
Multiregional	-	-	-	110	300
Credit lines	-	-	-	60	168
Croatia	65	7.5	4 058	113	1 903
Jadranska Hrvatska	64	7.5	1 374	-	149
Multiregional	-	-	-	63	518
Credit lines	-	-	-	50	1 236
Cyprus	90	7.6	888	234	1 255
Czech Republic	93	2.6	10 694	1 003	4 939
Jihovýchod	83	2.3	1 702	-	27
Jihozápad	78	2.0	1 234	-	50
Severovýchod	76	2.3	1 518	-	36
Střední Čechy	83	1.9	1 385	69	116
Multiregional	-	-	-	610	2 352
Credit lines	-	-	-	324	2 357
Denmark	130	5.6	5 823	689	3 602
Hovedstaden	167	6.1	1 846	-	469
Sjælland	89	5.3	837	-	260
Multiregional	-	-	-	652	2 215
Credit lines	-	-	-	38	658
Estonia	84	6.8	1 329	271	1 011

SECTION I FINANCING PROVIDED WITHIN THE EUROPEAN UNION
Table E BREAKDOWN BY REGION IN 2021 AND FROM 2017 TO 2021 (continued)

(€ million)

	GDP per capita	Unemployment rate (%)	Population ('000)	2021	2017-2021
Finland	111	7.8	5 525	1 724	7 219
Etelä-Suomi	99	7.7	1 149	-	452
Helsinki-Uusimaa	144	7.2	1 690	65	1 507
Itä-Suomi	93	8.8	1 278	-	713
Länsi-Suomi	98	7.7	1 379	-	608
Extra-Regio NUTS 2	-	-	-	-	7
Multiregional	-	-	-	858	2 733
Credit lines	-	-	-	802	1 198
France	106	8.1	67 320	9 153	38 414
Auvergne-Rhône-Alpes	105	7.2	8 064	865	2 050
Bourgogne-Franche-Comté	83	6.9	2 795	-	98
Bretagne	89	6.7	3 359	-	140
Grand Est	86	8.8	5 536	482	1 492
Hauts-de-France	83	9.0	5 988	382	1 232
Île-de-France	178	8.2	12 292	543	4 834
Normandie	84	7.4	3 313	280	770
Nouvelle-Aquitaine	89	7.7	6 018	-	446
Occitanie	91	7.2	5 952	156	1 065
Pays de la Loire	95	6.9	3 818	-	34
Provence-Alpes-Côte d'Azur	99	8.0	5 078	132	976
Régions ultrapériphériques françaises	62	17.3	2 196	25	365
Extra-Regio NUTS 1	-	-	-	-	42
Multiregional	-	-	-	4 363	15 283
Credit lines	-	-	-	1 925	9 589
Germany	120	3.8	83 167	4 612	27 259
Baden-Württemberg	137	3.2	11 100	360	1 568
Bayern	141	2.7	13 125	35	950
Berlin	123	6.2	3 669	300	2 190
Brandenburg	86	3.9	2 522	-	1 276
Hamburg	195	4.7	1 847	-	732
Hessen	137	3.9	6 288	-	856
Niedersachsen	112	3.7	7 994	3	577
Nordrhein-Westfalen	116	4.4	17 947	-	2 535
Rheinland-Pfalz	103	3.6	4 094	-	846
Sachsen	92	3.8	4 072	-	99
Sachsen-Anhalt	84	4.8	2 195	-	211
Schleswig-Holstein	98	3.4	2 904	-	110
Thüringen	87	4.2	2 133	-	65
Multiregional	-	-	-	3 504	11 136
Credit lines	-	-	-	409	4 111
Greece	67	16.3	10 719	2 898	11 260
Attiki	91	14.1	3 739	-	416
Kentriki Ellada	54	17.3	2 697	-	520
Nisia Aigaiou, Kriti	59	17.0	1 214	-	269
Voreia Ellada	51	18.2	3 069	-	233
Multiregional	-	-	-	989	4 407
Credit lines	-	-	-	1 910	5 414

SECTION I

FINANCING PROVIDED WITHIN THE EUROPEAN UNION

Table E BREAKDOWN BY REGION IN 2021 AND FROM 2017 TO 2021 (continued)

(€ million)

	GDP per capita	Unemployment rate (%)	Population ('000)	2021	2017-2021
Hungary	73	4.3	9 770	880	3 788
Alföld és Észak	50	5.8	3 792	-	38
Dunántúl	64	3.3	2 930	-	70
Közép-Magyarország	112	3.3	3 047	-	347
Multiregional	-	-	-	830	2 354
Credit lines	-	-	-	50	980
Ireland	193	5.7	4 964	672	4 241
Italy	96	9.2	59 641	9 860	48 827
Abruzzo	82	9.3	1 294	-	128
Basilicata	75	8.6	553	-	244
Calabria	56	20.1	1 894	-	149
Campania	61	18.0	5 712	4	782
Emilia-Romagna	118	5.7	4 464	85	683
Friuli-Venezia Giulia	103	5.7	1 206	82	379
Lazio	110	9.1	5 756	3	697
Liguria	104	8.3	1 525	-	82
Lombardia	127	5.0	10 028	18	2 150
Marche	90	7.4	1 513	-	89
Molise	69	9.5	301	-	10
Piemonte	102	7.5	4 311	1	891
Provincia Autonoma di Bolzano - Alto Adige	155	3.8	533	-	80
Provincia Autonoma di Trento	125	5.3	545	-	10
Puglia	62	14.1	3 953	-	539
Sardegna	69	13.3	1 612	21	339
Sicilia	58	17.9	4 875	8	426
Toscana	103	6.6	3 693	10	581
Umbria	85	8.2	870	-	45
Veneto	108	5.8	4 879	29	946
Multiregional	-	-	-	5 886	18 987
Credit lines	-	-	-	3 713	20 591
Latvia	69	8.1	1 908	99	540
Lithuania	84	8.5	2 794	97	1 467
Luxembourg	260	6.8	626	34	287
Malta	100	4.4	515	-	143
Netherlands	128	3.8	17 408	2 041	10 825
Noord-Nederland	97	4.3	1 730	20	716
Oost-Nederland	107	3.6	3 671	-	270
West-Nederland	145	4.0	8 327	-	1 250
Zuid-Nederland	125	3.5	3 680	-	1 007
Multiregional	-	-	-	1 602	4 629
Credit lines	-	-	-	419	2 953

SECTION I FINANCING PROVIDED WITHIN THE EUROPEAN UNION
Table E BREAKDOWN BY REGION IN 2021 AND FROM 2017 TO 2021 (continued)

(€ million)

	GDP per capita	Unemployment rate (%)	Population ('000)	2021	2017-2021
Poland	73	3.2	37 958	5 769	23 727
Dolnośląskie	80	3.1	2 865	253	992
Kujawsko-Pomorskie	58	3.1	2 051	-	82
Łódzkie	69	3.1	2 443	-	87
Lubelskie	50	5.7	2 088	-	117
Lubuskie	59	-	1 001	69	344
Małopolskie	67	2.7	3 372	-	602
Mazowiecki regionalny	63	4.8	2 319	-	30
Podlaskie	52	2.8	1 149	-	571
Pomorskie	71	3.1	2 316	-	266
Śląskie	74	2.7	4 475	69	529
Świętokrzyskie	52	4.3	1 219	-	58
Warmińsko-Mazurskie	50	3.1	1 399	44	84
Warszawski stołeczny	160	2.5	3 082	420	991
Wielkopolskie	79	1.8	3 480	-	221
Zachodniopomorskie	60	3.4	1 672	74	181
Multiregional	-	-	-	3 620	13 097
Credit lines	-	-	-	1 221	5 475
Portugal	79	6.9	10 296	876	6 859
Alentejo	73	5.9	705	-	29
Algarve	88	8.4	438	-	5
Área Metropolitana de Lisboa	103	7.7	2 863	-	214
Centro (PT)	69	5.7	2 217	-	115
Norte	68	6.9	3 575	-	318
Região Autónoma da Madeira	76	8.1	254	-	0
Região Autónoma dos Açores	70	6.1	243	-	2
Multiregional	-	-	-	347	2 143
Credit lines	-	-	-	529	4 033
Regional - EU countries	-	-	-	999	5 184
Romania	70	5.0	19 329	842	4 351
Slovakia	70	6.7	5 458	240	1 539
Bratislavský kraj	162	3.4	670	-	25
Západné Slovensko	65	4.7	1 824	-	50
Multiregional	-	-	-	30	662
Credit lines	-	-	-	210	802
Slovenia	89	5.0	2 096	80	598

SECTION I

FINANCING PROVIDED WITHIN THE EUROPEAN UNION

Table E BREAKDOWN BY REGION IN 2021 AND FROM 2017 TO 2021 (continued)

(€ million)

	GDP per capita	Unemployment rate (%)	Population ('000)	2021	2017-2021
Spain	91	15.5	47 333	8 962	41 978
Andalucía	68	22.3	8 478	144	1 407
Aragón	99	11.7	1 330	-	278
Canarias	73	22.6	2 237	-	187
Castilla y León	86	12.1	2 401	105	179
Castilla-La Mancha	72	17.7	2 046	1	310
Cataluña	107	12.6	7 652	410	1 441
Comunidad de Madrid	124	12.5	6 747	21	2 139
Comunidad Foral de Navarra	111	10.1	657	6	210
Comunidad Valenciana	80	16.2	5 029	102	405
Extremadura	67	21.8	1 062	-	448
Galicia	82	12.0	2 703	26	248
Illes Balears	97	16.1	1 211	-	56
La Rioja	97	10.8	316	-	60
País Vasco	118	9.5	2 189	413	1 348
Principado de Asturias	80	14.1	1 019	42	42
Región de Murcia	75	16.2	1 505	-	101
Multiregional	-	-	-	3 406	10 198
Credit lines	-	-	-	4 286	22 919
Sweden	119	8.3	10 328	1 409	9 357
Mellersta Norrland	101	7.6	376	19	19
Östra Mellansverige	100	9.4	1 727	-	151
Övre Norrland	115	6.2	522	85	584
Småland med öarna	100	7.7	870	5	5
Stockholm	166	7.6	2 377	163	734
Sydsverige	101	10.5	1 537	38	553
Västsverige	115	7.6	2 060	189	1 022
Multiregional	-	-	-	498	5 659
Credit lines	-	-	-	413	630
European Union (27 countries)	100	7.1	447 320	57 870	277 271

Table F LENDING FACILITIES AND MANDATES IN THE INVESTMENT PHASE OUTSIDE THE EUROPEAN UNION (AS AT 31 DECEMBER 2021)

Lending facilities and mandates	Period of validity	Financial envelope € million
1.1 With Member States' or European Union Guarantee		
1.1.1 With Member States' Guarantee		2 600
ACP ⁽¹⁾ (Cotonou Partnership Agreement)	2014-2021	2 500
OCT ⁽²⁾ (Council Decision)	2014-2021	100
1.1.2 With European Union Guarantee (Council Decision)		32 300 ⁽¹⁰⁾
Pre-accession countries ⁽³⁾ and beneficiaries	2014-2021	5 272
Neighbourhood and Partnership countries	2014-2021	21 958
– Southern Neighbourhood ⁽⁴⁾		13 927
– Eastern Neighbourhood ⁽⁵⁾		8 031
Asia and Latin America ⁽⁶⁾	2014-2021	4 643
– Asia		1 315
– Central Asia		349
– Latin America		2 979
South Africa	2014-2021	427
1.1.3 With ACP Investment Facility Guarantee		1 500
Cotonou Infrastructure Package ACP ⁽¹⁾ / OCT ⁽²⁾	2018-2021	1 500
1.2 EIB own risk facilities		46 300
Pre-Accession Facility	up to 2021	31 750
EFTA Facility ⁽⁷⁾	up to 2021	5 100
Neighbourhood Finance Facility ⁽⁸⁾	2014-2020	2 550
Climate Action and Environment Facility ⁽⁹⁾	2014-2020	5 650
Strategic Projects Facility	2014-2020	1 250
2 Third-party resources lending		
ACP Investment Facility (Cotonou Agreement)	2003-2021	Revolving
OCT Risk Capital (Council Decision)	2003-2021	Revolving
IFE-IF ACP Cotonou III	2014-2021	800

The eligible countries and regions include:**(1) African, Caribbean and Pacific (ACP) states**

Africa: Angola, Benin, Botswana, Burkina Faso, Burundi, Cameroon, Cabo Verde, Central African Republic, Chad, Comoros, Congo (Brazzaville), Congo (Kinshasa), Côte d'Ivoire, Djibouti, Eritrea, Eswatini, Ethiopia, Gabon, Gambia (The), Ghana, Guinea, Guinea Bissau, Kenya, Lesotho, Liberia, Madagascar, Malawi, Mali, Mauritania, Mauritius, Mozambique, Namibia, Niger, Nigeria, Rwanda, São Tomé and Príncipe, Senegal, Seychelles, Sierra Leone, Tanzania, Togo, Uganda, Zambia, Zimbabwe.

Caribbean: Antigua and Barbuda, Bahamas, Barbados, Belize, Dominica, Dominican Republic, Grenada, Guyana, Haiti, Jamaica, Saint Kitts and Nevis, Saint Lucia, Saint Vincent and the Grenadines, Suriname, Trinidad and Tobago.

Pacific: Cook Islands, Timor-Leste, Fiji, Kiribati, Marshall Islands, Micronesia, Nauru, Niue, Palau, Papua New Guinea, Samoa, Solomon Islands, Tonga, Tuvalu, Vanuatu.

(2) Overseas countries and territories (OCTs)

Anguilla, Aruba, Bermuda, Bonaire, British Antarctic Territory, British Indian Ocean Territory, British Virgin Islands, Cayman Islands, Curaçao, Falkland Islands, French Polynesia, French Southern and Antarctic Lands, Greenland, Montserrat, New Caledonia and dependencies, Pitcairn, Saba, Saint Barthélemy, Sint Eustatius, Sint Maarten, South Georgia and the South Sandwich Islands, Saint Helena, Ascension and Tristan da Cunha, Saint Pierre and Miquelon, Turks and Caicos Islands, Wallis and Futuna.

(3) Pre-accession countries and beneficiaries

Albania, North Macedonia, Montenegro, Serbia, Turkey, Bosnia and Herzegovina, Kosovo under United Nations Security Council Resolution 1244 (1999).

(4) Southern Neighbourhood: Algeria, Egypt, Palestine, Jordan, Lebanon, Libya, Morocco, Tunisia.**(5) Eastern Neighbourhood:** Belarus, Moldova, Ukraine, South Caucasus (Armenia, Azerbaijan, Georgia).

(6) Asia: Bangladesh, Bhutan, Cambodia, China (including Hong Kong and Macao Special Administrative Regions), India, Indonesia, Iran, Iraq, Laos, Malaysia, Maldives, Mongolia, Myanmar/Burma, Nepal, Pakistan, Philippines, Sri Lanka, Thailand, Vietnam, Yemen.

Central Asia: Kazakhstan, Kyrgyzstan, Tajikistan, Turkmenistan, Uzbekistan.

Latin America: Argentina, Bolivia, Brazil, Colombia, Costa Rica, Ecuador, El Salvador, Guatemala, Honduras, Mexico, Nicaragua, Panama, Paraguay, Peru, Uruguay, Venezuela.

(7) EFTA countries: Iceland, Liechtenstein, Norway, Switzerland.

(8) Eligible regions include Southern Neighbourhood countries and Eastern Neighbourhood countries (see above for exhaustive lists).

(9) Eligible regions include ACP states and overseas countries and territories, Asia including Central Asia, Latin America and South Africa.

Financial envelope of the EIB external mandate

(10) The maximum ceiling for EIB financing under the EU guarantee comprises a general mandate of €32.3 billion (broken down into regional ceilings indicated in the table). This amount was increased from the original €27 billion after the entry into force of the revised External Lending Mandate Decision in October 2018.

EIB own risk facilities were also amended in line with the revised External Lending Mandate Decision.

Risk capital, technical assistance, investment grants, guarantee instruments and interest subsidies

EIB lending beyond the European Union is complemented by risk capital, blending and advisory activities which, depending on the initiative, partnership or mechanism, are funded by the EU budget, the European Development Fund, direct contributions from EU Member States or other donor countries, the European Commission or EIB own resources.

SECTION II

FINANCING PROVIDED OUTSIDE THE EUROPEAN UNION

Table G BREAKDOWN BY COUNTRY AND SECTOR IN 2021

(€ million)

	Resources			Sectors					
	Total	Own	Third party	Energy	Transport, telecommunications	Water, sewerage, solid waste, urban development	Industry, services (*), agriculture	Education, health	Credit lines
EFTA	265.8	265.8	-	130.0	-	-	135.8	-	-
Norway	245.8	245.8	-	130.0	-	-	115.8	-	-
Switzerland	20.0	20.0	-	-	-	-	20.0	-	-
Candidate countries	666.6	654.2	12.4	66.3	80.3	80.0	-	-	440.0
Albania	80.0	80.0	-	-	-	80.0	-	-	-
Montenegro	50.2	50.2	-	-	0.2	-	-	-	50.0
North Macedonia	141.3	128.9	12.4	41.3	-	-	-	-	100.0
Serbia	395.1	395.1	-	25.0	80.1	-	-	-	290.0
Potential candidate countries	181.9	179.8	2.1	-	40.0	21.9	-	-	120.0
Bosnia and Herzegovina	122.1	120.0	2.1	-	40.0	2.1	-	-	80.0
Kosovo ⁽¹⁾	59.8	59.8	-	-	-	19.8	-	-	40.0
Eastern Europe, South Caucasus	670.5	650.7	19.9	-	445.9	2.0	136.2	58.0	28.5
Georgia	42.5	42.5	-	-	34.0	-	-	-	8.5
Moldova	54.0	54.0	-	-	24.0	-	30.0	-	-
Ukraine	574.0	554.2	19.9	-	387.9	2.0	106.2	58.0	20.0
Mediterranean countries	2 019.4	1 992.9	26.5	-	808.0	107.7	58.3	102.5	942.9
Egypt	1 003.0	1 003.0	-	-	678.0	-	-	-	325.0
Israel	29.5	29.5	-	-	-	-	29.5	-	-
Jordan	243.6	233.1	10.5	-	-	70.2	-	-	173.4
Morocco	435.0	435.0	-	-	85.0	37.5	-	102.5	210.0
Palestine	225.5	209.5	16.0	-	-	-	-	-	225.5
Regional - Mediterranean	19.8	19.8	-	-	-	-	19.8	-	-
Tunisia	63.0	63.0	-	-	45.0	-	9.0	-	9.0
ACP states	2 110.5	1 148.3	962.2	298.9	252.8	313.3	223.8	545.7	476.0
Barbados	50.0	50.0	-	-	-	-	-	50.0	-
Benin	196.9	196.9	-	-	-	151.9	45.0	-	-
Cameroon	123.1	106.0	17.1	-	123.1	-	-	-	-
Ethiopia	3.0	-	3.0	-	-	-	3.0	-	-
Ghana	75.0	75.0	-	-	-	-	-	75.0	-
Guinea	170.0	170.0	-	170.0	-	-	-	-	-
Kenya	4.5	-	4.5	-	-	-	4.5	-	-
Lesotho	34.1	-	34.1	-	-	34.1	-	-	-
Madagascar	81.3	81.3	-	81.3	-	-	-	-	-
Malawi	17.5	-	17.5	-	-	-	-	-	17.5
Nigeria	100.0	-	100.0	-	100.0	-	-	-	-
Regional - ACP	306.8	50.0	256.8	-	-	-	16.1	198.7	92.0
Regional - Africa	377.8	257.6	120.2	22.6	14.9	12.8	127.5	200.0	-
Regional - Central Africa	41.8	12.5	29.3	12.5	-	-	-	-	29.3
Regional - East Africa	188.2	-	188.2	-	2.1	-	11.1	-	175.0
Regional - Indian Ocean	33.3	-	33.3	-	-	-	-	-	33.3
Regional - Southern Africa	52.2	-	52.2	-	10.6	-	3.5	-	38.2
Regional - West Africa	80.1	12.5	67.6	12.5	2.1	-	8.8	-	56.8
Rwanda	23.5	22.0	1.5	-	-	-	1.5	22.0	-
Senegal	114.5	114.5	-	-	-	114.5	-	-	-
Tanzania	1.5	-	1.5	-	-	-	1.5	-	-
Uganda	1.5	-	1.5	-	-	-	1.5	-	-
Zambia	19.0	-	19.0	-	-	-	-	-	19.0
Zimbabwe	15.0	-	15.0	-	-	-	-	-	15.0
OCTs	15.8	15.8	-	-	-	-	-	-	15.8
New Caledonia	15.8	15.8	-	-	-	-	-	-	15.8
South Africa	22.0	22.0	-	-	-	-	-	-	22.0
South Africa	22.0	22.0	-	-	-	-	-	-	22.0
Asia (excl. Central Asia)	754.9	736.9	18.0	21.9	422.8	8.3	31.9	250.0	20.0
Bangladesh	250.0	250.0	-	-	-	-	-	250.0	-
Cambodia	13.5	-	13.5	-	13.5	-	-	-	-
India	400.0	400.0	-	-	400.0	-	-	-	-
Maldives	20.0	20.0	-	-	-	-	-	-	20.0
Regional - Asia	71.4	66.9	4.5	21.9	9.3	8.3	31.9	-	-
Central Asia	85.7	85.7	-	43.7	-	-	-	-	42.0
Kazakhstan	42.0	42.0	-	43.7	-	-	-	-	42.0
Uzbekistan	43.7	43.7	-	-	-	-	-	-	-
Latin America	692.2	687.7	4.5	379.2	3.5	188.0	9.6	95.3	16.7
Argentina	180.8	180.8	-	-	-	92.6	-	88.3	-
Brazil	248.2	248.2	-	228.5	2.8	5.6	5.6	5.6	-
Ecuador	88.4	88.4	-	-	-	88.4	-	-	-
El Salvador	33.3	33.3	-	16.7	-	-	-	-	16.7
Regional - Latin America	141.5	137.0	4.5	134.0	0.7	1.4	3.9	1.4	-
Total	7 485.5	6 439.9	1 045.6	940.0	2 053.2	721.2	595.7	1 051.5	2 123.8

(*) Includes financial services (equity investments in fund agency agreements).

(1) Kosovo under United Nations Security Council Resolution 1244 (1999).

Table H BREAKDOWN BY COUNTRY AND SECTOR FROM 2017 TO 2021

(€ million)

	Resources			Sectors					
	Total	Own	Third party	Energy	Transport, telecommunications	Water, sewerage, solid waste, urban development	Industry, services (*), agriculture	Education, health	Credit lines
EFTA	965.4	965.4	-	439.3	108.0	2.9	205.3	-	210.0
Iceland	171.8	171.8	-	-	103.5	-	68.3	-	-
Norway	773.6	773.6	-	439.3	4.5	2.9	117.0	-	210.0
Switzerland	20.0	20.0	-	-	-	-	20.0	-	-
Former Member State	3 231.3	3 231.3	-	1 324.8	247.0	1 012.8	162.5	-	484.2
United Kingdom	3 231.3	3 231.3	-	1 324.8	247.0	1 012.8	162.5	-	484.2
Candidate countries	3 642.2	3 401.8	240.4	423.9	842.9	345.4	50.0	283.0	1 697.0
Albania	210.4	208.0	2.4	105.0	-	90.4	-	-	15.0
Montenegro	542.2	519.1	23.1	-	121.1	3.1	-	18.0	400.0
North Macedonia	334.3	311.9	22.4	41.3	-	78.0	-	-	215.0
Serbia	1 545.8	1 420.2	125.6	25.0	571.8	107.0	-	115.0	727.0
Turkey	1 009.5	942.6	66.9	252.6	150.0	66.9	50.0	150.0	340.0
Potential candidate countries	1 161.6	1 096.8	64.8	-	859.7	81.9	-	-	220.0
Bosnia and Herzegovina	1 010.8	946.0	64.8	-	779.7	51.1	-	-	180.0
Kosovo ⁽¹⁾	150.8	150.8	-	-	80.0	30.8	-	-	40.0
Eastern Europe, South Caucasus	4 570.7	4 467.2	103.5	385.9	2 141.3	808.8	463.4	58.8	712.6
Armenia	68.3	57.0	11.3	-	4.3	2.0	12.0	-	50.0
Azerbaijan	20.0	20.0	-	-	-	-	-	-	20.0
Belarus	550.0	550.0	-	62.6	110.0	177.4	-	-	200.0
Georgia	771.7	766.8	4.9	3.5	534.0	21.5	-	-	212.7
Moldova	203.9	199.0	4.9	80.0	24.0	25.0	40.0	-	34.9
Regional - Eastern Europe, South Caucasus, Russia	15.0	15.0	-	15.0	-	-	-	-	-
Ukraine	2 941.9	2 859.4	82.5	224.7	1 469.1	582.9	411.4	58.8	195.0
Mediterranean countries	11 773.4	11 582.8	190.6	759.0	2 338.1	1 571.7	471.5	514.4	6 118.7
Egypt	5 826.2	5 756.0	70.2	130.3	1 628.0	521.1	42.7	-	3 504.1
Israel	203.5	203.5	-	-	-	150.0	53.5	-	-
Jordan	1 016.5	961.7	54.9	59.4	-	453.2	-	48.5	455.5
Lebanon	1 212.0	1 193.7	18.3	27.4	151.1	212.8	22.1	-	798.6
Morocco	2 279.0	2 265.5	13.5	516.0	265.0	109.0	190.0	366.0	833.0
Palestine	403.0	387.0	16.0	15.9	-	-	-	-	387.0
Regional - Mediterranean	231.5	231.5	-	-	-	-	128.5	100.0	3.0
Regional - North Africa	10.0	10.0	-	10.0	-	-	-	-	-
Tunisia	591.7	574.0	17.7	-	294.0	125.6	34.6	-	137.5
ACP states	8 676.1	4 196.7	4 479.4	1 538.8	1 191.8	1 579.0	1 422.9	906.9	2 036.7
Angola	100.0	100.0	-	-	-	100.0	-	-	-
Barbados	59.8	59.8	-	-	-	9.8	-	50.0	-
Benin	303.9	291.9	12.0	-	-	201.9	60.0	30.0	12.0
Burkina Faso	30.0	30.0	-	-	-	15.0	15.0	-	-
Cameroon	199.5	117.4	82.1	50.0	123.1	-	11.4	-	15.0
Cabo Verde	22.0	22.0	-	0.5	21.5	-	-	-	-
Chad	25.0	15.0	10.0	-	-	-	15.0	-	10.0
Congo	15.0	-	15.0	-	-	-	-	-	15.0
Côte d'Ivoire	42.5	35.0	7.5	-	-	35.0	7.5	-	-
Dominican Republic	65.6	44.6	21.0	-	33.3	22.2	-	5.0	5.0
Eswatini	46.4	36.4	10.0	-	-	36.4	-	-	10.0
Ethiopia	119.5	-	119.5	4.0	4.0	-	11.4	-	100.0
Fiji	64.4	64.4	-	-	-	64.4	-	-	-
Gambia (The)	77.8	65.0	12.8	77.8	-	-	-	-	-
Ghana	271.8	257.5	14.3	12.5	-	-	14.3	75.0	170.0
Guinea	327.4	300.0	27.4	327.4	-	-	-	-	-
Haiti	12.0	12.0	-	-	-	-	-	-	12.0
Kenya	403.9	217.0	186.9	193.4	85.0	71.0	4.5	-	50.0
Lesotho	116.1	82.0	34.1	-	-	116.1	-	-	-
Liberia	20.0	20.0	-	-	20.0	-	-	-	-
Madagascar	397.8	256.9	140.9	111.9	224.7	61.2	-	-	-
Malawi	205.0	166.4	38.6	3.6	95.5	70.9	-	-	35.0
Mali	95.0	45.0	50.0	45.0	-	50.0	-	-	-

(*) Includes financial services (equity investments in fund agency agreements).

(1) Kosovo under United Nations Security Council Resolution 1244 (1999).

Table H BREAKDOWN BY COUNTRY AND SECTOR FROM 2017 TO 2021 (continued)

(€ million)

	Resources			Sectors					
	Total	Own	Third party	Energy	Transport, telecommunications	Water, sewerage, solid waste, urban development	Industry, services (*), agriculture	Education, health	Credit lines
Mauritania	75.0	25.0	50.0	-	75.0	-	-	-	-
Mauritius	33.3	-	33.3	-	-	-	33.3	-	-
Micronesia	4.4	-	4.4	-	-	-	-	-	4.4
Mozambique	105.4	100.0	5.4	5.4	-	100.0	-	-	-
Namibia	16.9	-	16.9	-	-	16.9	-	-	-
Niger	192.4	131.4	61.0	61.0	-	105.0	11.4	15.0	-
Nigeria	717.9	175.0	542.9	-	100.0	175.0	382.9	-	60.0
Regional - ACP	670.5	89.9	580.7	37.0	-	-	102.0	198.7	332.8
Regional - Africa	1 771.6	595.2	1 176.3	342.8	31.4	18.3	508.8	511.3	359.0
Regional - Caribbean	123.0	-	123.0	40.8	6.0	43.2	30.0	-	3.0
Regional - Central Africa	134.5	12.5	122.0	12.5	-	-	-	-	122.0
Regional - East Africa	503.1	24.7	478.5	9.1	2.1	-	52.0	-	439.9
Regional - Indian Ocean	33.3	-	33.3	-	-	-	-	-	33.3
Regional - Southern Africa	74.8	6.6	68.2	6.6	10.6	-	3.5	-	54.2
Regional - West Africa	228.5	33.0	195.5	51.2	2.1	-	107.2	-	68.0
Rwanda	168.5	167.0	1.5	100.0	-	45.0	1.5	22.0	-
Saint Lucia	5.0	-	5.0	-	-	-	-	-	5.0
São Tomé and Príncipe	12.5	12.5	-	-	12.5	-	-	-	-
Senegal	396.8	349.5	47.3	25.3	145.0	114.5	37.0	-	75.0
Seychelles	27.5	12.5	15.0	-	17.5	-	-	-	10.0
Tanzania	1.5	-	1.5	-	-	-	1.5	-	-
Timor-Leste	2.0	-	2.0	-	-	-	-	-	2.0
Togo	11.4	11.4	-	-	-	-	11.4	-	-
Uganda	12.1	-	12.1	10.6	-	-	1.5	-	-
Zambia	318.9	212.5	106.4	10.1	182.5	107.3	-	-	19.0
Zimbabwe	15.0	-	15.0	-	-	-	-	-	15.0
OCTs	124.0	80.0	44.0	-	44.2	-	-	-	79.8
New Caledonia	79.8	35.8	44.0	-	-	-	-	-	79.8
Sint Maarten	44.2	44.2	-	-	44.2	-	-	-	-
South Africa	349.9	349.9	-	-	-	-	15.9	-	334.0
South Africa	349.9	349.9	-	-	-	-	15.9	-	334.0
Asia (excl. Central Asia)	4 937.7	4 897.0	40.7	961.6	2 601.0	381.9	703.2	250.0	40.0
Bangladesh	400.0	400.0	-	-	110.0	40.0	-	250.0	-
Cambodia	260.2	234.0	26.2	-	78.8	181.5	-	-	-
China	1 200.0	1 200.0	-	250.0	260.0	90.0	600.0	-	-
India	2 514.2	2 514.2	-	541.3	1 950.0	12.1	10.8	-	-
Laos	125.0	120.0	5.0	-	125.0	-	-	-	-
Maldives	40.0	40.0	-	-	-	-	-	-	40.0
Mongolia	39.7	39.7	-	39.7	-	-	-	-	-
Nepal	100.0	100.0	-	100.0	-	-	-	-	-
Regional - Asia	140.5	131.0	9.5	30.5	9.3	8.3	92.4	-	-
Sri Lanka	50.0	50.0	-	-	-	50.0	-	-	-
Vietnam	68.0	68.0	-	-	68.0	-	-	-	-
Central Asia	547.0	547.0	-	73.7	-	100.0	22.0	-	351.3
Kazakhstan	169.1	169.1	-	-	-	-	-	-	169.1
Kyrgyzstan	22.0	22.0	-	-	-	-	22.0	-	-
Tajikistan	30.0	30.0	-	30.0	-	-	-	-	-
Uzbekistan	325.9	325.9	-	43.7	-	100.0	-	-	182.2
Latin America	3 221.7	3 198.0	23.7	1 352.4	275.8	689.9	169.6	106.5	627.5
Argentina	447.5	439.5	8.0	-	91.3	207.3	-	88.3	60.6
Bolivia	132.2	132.2	-	-	-	55.5	76.7	-	-
Brazil	1 121.0	1 121.0	-	736.3	11.3	117.1	5.6	5.6	245.0
Colombia	183.7	183.7	-	-	48.5	-	-	-	135.2
Ecuador	180.5	169.3	11.2	-	-	169.3	-	11.2	-
El Salvador	33.3	33.3	-	16.7	-	-	-	-	16.7
Mexico	282.8	282.8	-	159.4	-	-	-	-	123.3
Nicaragua	137.1	137.1	-	-	124.0	13.2	-	-	-
Panama	85.3	85.3	-	-	-	85.3	-	-	-
Paraguay	109.7	109.7	-	79.7	-	-	-	-	30.0
Peru	208.4	208.4	-	208.4	-	-	-	-	-
Regional - Latin America	300.4	295.9	4.5	152.0	0.7	42.4	87.2	1.4	16.8
Total	43 201.0	38 013.9	5 187.1	7 259.3	10 649.8	6 574.2	3 686.3	2 119.6	12 911.8

(*) Includes financial services (equity investments in fund agency agreements).

SECTION III BORROWINGS RAISED
Table I MEDIUM AND LONG-TERM BORROWINGS RAISED IN 2021 (BEFORE SWAPS)

Month of issue	Subscription currency	Characteristics (*)	Life (years)	Coupon (%) / Structure	Amount (million)	
					Currency	€
PUBLIC BORROWING OPERATIONS						
January						
	AUD	1	5.56	3.100000	100	64
	AUD	1	6.50	0.750000	1 250	787
	AUD	1	10.01	1.300000	300	191
	CAD	1	7.00	1.000000	1 000	651
	EUR	1	4.73	synthetic	15	15
	EUR	2	10.01	0.000000	5 000	5 000
	EUR	1	20.33	0.010000	1 500	1 500
	EUR	1	3.00	synthetic	24	24
	EUR	1	3.00	synthetic	24	24
	EUR	1	30.02	0.050000	1 000	1 000
	EUR	1	7.00	FRN	1 000	1 000
	GBP	1	5.92	0.125000	1 500	1 660
	GBP	1	6.00	FRN	1 500	1 664
	MXN	1	1.99	5.500000	500	21
	MXN	1	1.97	5.500000	250	10
	MXN	1	3.43	4.250000	500	21
	RUB	1	3.51	3.750000	1 500	16
	USD	1	4.00	synthetic	43	35
	USD	1	4.37	fixed-capitalised	37	30
	USD	1	5.20	0.375000	5 000	4 072
	USD	1	5.00	FRN	1 000	824
	USD	1	2.00	synthetic	22	18
February						
	AUD	1	9.25	1.400000	100	64
	AUD	1	9.95	1.300000	100	64
	AUD	1	9.93	1.300000	100	64
	AUD	1	15.01	1.900000	200	128
	EUR	1	8.60	0.250000	250	250
	EUR	1	30.02	1.012000	50	50
	EUR	1	30.02	0.735000	40	40
	EUR	1	30.02	1.011000	50	50
	EUR	2	15.05	0.200000	3 000	3 000
	EUR	1	30.02	1.100000	25	25
	MXN	1	3.33	4.250000	500	21
	MXN	1	7.00	4.500000	750	31
	NOK	1	15.01	1.650000	950	93
	PLN	1	7.00	1.000000	1 500	334
	RUB	1	5.00	4.250000	3 000	33
	USD	1	3.93	synthetic	16	14
	USD	1	10.00	1.250000	4 000	3 307
	USD	1	3.00	synthetic	19	16
March						
	AUD	1	3.61	1.700000	300	193
	EUR	1	8.46	0.250000	250	250
	EUR	1	26.61	1.500000	500	500
	EUR	1	14.65	0.010000	500	500
	EUR	1	9.67	0.010000	500	500
	EUR	1	40.03	0.985000	50	50
	MXN	1	3.28	4.250000	250	10
	PLN	1	3.18	3.000000	1 000	218
	RUB	1	3.28	3.750000	1 000	11
	SEK	1	5.00	0.250000	1 500	148

(*) Characteristics: (1) Operations launched under medium-term note or debt issuance programmes (2) Euro Area Reference Notes (3) Other

SECTION III **BORROWINGS RAISED**

Table I MEDIUM AND LONG-TERM BORROWINGS RAISED IN 2021 (BEFORE SWAPS) (continued)

Month of issue	Subscription currency	Characteristics (*)	Life (years)	Coupon (%) / Structure	Amount (million)		
					Currency	€	
PUBLIC BORROWING OPERATIONS (continued)							
April							
	AUD	1	9.75	1.300000	100	65	
	CNY	1	3.00	2.700000	1 000	128	
	EUR	1	4.41	2.750000	250	250	
	NOK	1	3.87	1.750000	1 000	100	
	NOK	1	5.79	1.250000	1 500	150	
	PLN	1	5.81	1.000000	1 250	274	
	USD	1	4.74	FRN	500	416	
	USD	1	3.24	0.375000	4 000	3 320	
	ZAR	1	8.78	7.250000	250	14	
	ZAR	1	11.41	6.500000	250	15	
May							
	EUR	1	2.78	0.000000	300	300	
	EUR	2	3.80	0.000000	1 000	1 000	
	EUR	2	7.37	0.000000	3 000	3 000	
	EUR	1	30.02	1.275000	35	35	
	EUR	1	25.02	1.105000	10	10	
	GBP	1	3.82	1.375000	300	347	
	GBP	1	3.45	0.750000	100	115	
	MXN	1	3.05	4.250000	500	21	
	NOK	1	3.25	0.750000	2 000	197	
	PLN	1	5.23	2.750000	600	134	
	USD	1	10.01	1.625000	1 500	1 244	
	USD	1	7.01	FRN	500	411	
	USD	1	3.00	synthetic	9	7	
	ZAR	1	8.69	7.250000	500	29	
June							
	AUD	1	3.08	4.750000	200	126	
	AUD	1	6.59	3.300000	125	79	
	CAD	1	3.06	1.750000	100	68	
	CAD	1	3.54	1.900000	600	407	
	EUR	1	5.42	1.250000	400	400	
	EUR	1	3.22	0.875000	250	250	
	EUR	1	3.20	0.875000	250	250	
	EUR	1	4.10	0.375000	1 000	1 000	
	EUR	1	4.37	synthetic	16	16	
	EUR	1	4.31	synthetic	17	17	
	GBP	1	3.71	1.375000	200	232	
	GBP	1	3.38	0.750000	150	175	
	NOK	1	5.64	1.250000	500	49	
	RON	1	5.00	2.230000	103	21	
	USD	1	3.94	2.875000	200	167	
	USD	1	2.00	synthetic	19	16	
July							
	AUD	1	3.31	1.700000	400	251	
	AUD	1	2.00	0.110000	250	157	
	EUR	1	3.11	0.875000	250	250	
	EUR	1	4.59	0.000000	350	350	
	EUR	1	2.63	0.000000	250	250	
	EUR	1	4.31	synthetic	17	17	
	NOK	3	4.24	FRN	1 000	96	
	SEK	1	9.19	0.375000	500	49	
	SEK	1	9.16	0.375000	300	29	
	USD	1	3.92	2.875000	300	253	
	USD	1	6.86	FRN	500	423	
	USD	1	2.00	synthetic	11	9	

(*) Characteristics: (1) Operations launched under medium-term note or debt issuance programmes (2) Euro Area Reference Notes (3) Other

SECTION III BORROWINGS RAISED
Table I MEDIUM AND LONG-TERM BORROWINGS RAISED IN 2021 (BEFORE SWAPS) (continued)

Month of issue	Subscription currency	Characteristics (*)	Life (years)	Coupon (%) / Structure	Amount (million)		
					Currency	€	
PUBLIC BORROWING OPERATIONS (continued)							
August							
	AUD	1	2.00	0.130000	200	125	
	EUR	1	8.08	0.250000	250	250	
	EUR	1	6.74	0.000000	100	100	
	EUR	1	4.16	synthetic	16	16	
	MXN	1	2.84	4.250000	250	10	
	USD	1	2.00	synthetic	22	19	
	USD	1	5.15	0.750000	3 000	2 555	
September							
	EUR	1	9.16	0.010000	500	500	
	EUR	2	5.25	0.000000	3 000	3 000	
	EUR	1	12.01	0.000000	200	200	
	EUR	1	5.00	synthetic	52	52	
	HKD	1	4.00	0.533000	300	33	
	PLN	1	2.65	3.000000	750	163	
	PLN	1	3.41	FRN	500	108	
October							
	AUD	1	2.74	4.750000	100	65	
	EUR	1	4.05	synthetic	16	16	
	GBP	1	4.57	0.875000	500	589	
	RUB	1	2.73	3.750000	1 500	18	
November							
	EUR	1	4.45	0.375000	350	350	
	EUR	1	3.95	synthetic	10	10	
	HUF	1	3.00	3.250000	6 300	17	
	MXN	1	2.59	4.250000	500	21	
	USD	1	2.00	synthetic	50	44	
	USD	1	2.00	synthetic	19	17	
	ZAR	1	8.21	7.250000	250	14	
	ZAR	1	10.89	6.500000	250	14	
December							
	EUR	1	4.41	0.375000	250	250	
	EUR	1	5.94	0.000000	750	750	
	130	operations				54 889	
PRIVATE BORROWING OPERATIONS							
April							
	EUR	2	2.00	0.000000	100	100	
May							
	NZD	1	7.01	1.875000	250	149	
June							
	GBP	1	3.00	0.210000	100	116	
December							
	JPY	1	3.00	synthetic	290	2	
	4	operations				367	
TOTAL	134	operations				55 256	

(*) Characteristics: (1) Operations launched under medium-term note or debt issuance programmes (2) Euro Area Reference Notes (3) Other

SECTION III BORROWINGS RAISED
Table J BORROWINGS RAISED FROM 2017 TO 2021 (BEFORE SWAPS)
(Amounts in € million)

	2017		2018		2019		2020		2021	
	Amount	%	Amount	%	Amount	%	Amount	%	Amount	%
European Union										
CZK	-	0.0	36	0.1	-	0.0	-	0.0	-	0.0
DKK	-	0.0	-	0.0	402	0.8	254	0.4	-	0.0
EUR	25 800	45.7	25 700	42.9	22 700	45.1	32 980	47.1	26 560	38.0
GBP	3 973	7.0	5 108	8.5	6 176	12.3	7 389	10.6	-	0.0
HUF	-	0.0	-	0.0	-	0.0	-	0.0	17	0.0
PLN	1 203	2.1	1 581	2.6	1 342	2.7	1 793	2.6	1 231	1.8
RON	-	0.0	39	0.1	-	0.0	-	0.0	21	0.0
SEK	1 006	1.8	878	1.5	631	1.3	1 641	2.3	227	0.3
Total	31 983	56.7	33 342	55.6	31 251	62.1	44 057	63.0	28 056	50.8
Outside the European Union										
AUD	1 100	1.9	1 369	2.3	1 127	2.2	551	0.8	2 423	3.5
CAD	-	0.0	1 929	3.2	892	1.8	730	1.0	1 126	1.6
CNY	-	0.0	64	0.1	167	0.3	141	0.2	128	0.2
GBP	-	0.0	-	0.0	-	0.0	-	0.0	4 900	8.9
HKD	-	0.0	95	0.2	-	0.0	44	0.1	33	0.0
JPY	12	0.0	4	0.0	-	0.0	-	0.0	-	0.0
MXN	762	1.3	570	1.0	94	0.2	280	0.4	165	0.2
NOK	752	1.3	572	1.0	1 944	3.9	1 025	1.5	683	1.0
NZD	-	0.0	119	0.2	-	0.0	-	0.0	149	0.2
RUB	153	0.3	54	0.1	34	0.1	33	0.0	79	0.1
TRY	1 855	3.3	786	1.3	-	0.0	66	0.1	-	0.0
USD	18 329	32.5	20 363	34.0	13 849	27.5	22 577	32.3	16 994	24.3
ZAR	539	1.0	143	0.2	621	1.2	312	0.4	86	0.1
<i>Synthetic format:</i>	-	0.0	0.0	0.0	0.0	0.0	0.0	0.0	0.0	0.0
ARS	-	0.0	50	0.1	21	0.0	-	0.0	-	0.0
BRL	596	1.1	416	0.7	169	0.3	102	0.1	237	0.3
EGP	-	0.0	-	0.0	32	0.1	19	0.0	95	0.1
GEL	-	0.0	-	0.0	-	0.0	-	0.0	52	0.1
IDR	256	0.5	83	0.1	130	0.3	12	0.0	49	0.1
INR	98	0.2	-	0.0	-	0.0	17	0.0	2	0.0
Total	24 453	43.3	26 616	44.4	19 081	37.9	25 907	37.0	27 200	49.2
GRAND TOTAL	56 435 (*)	100.0	59 957 (*)	100.0	50 332 (*)	100.0	69 964 (*)	100.0	55 256 (*)	100.0
of which: fixed	53 003	93.9	53 821	89.8	44 376	88.2	63 168	90.3	49 909	90.3
of which: floating	3 432	6.1	6 136	10.2	5 956	11.8	6 796	9.7	5 347	9.7
Medium and long-term operations										
- Public borrowing operations	56 423	100.0	59 835	99.8	49 182	97.7	69 853	99.8	54 889	99.3
- Private borrowing operations	12	0.0	122	0.2	1 150	2.3	112	0.2	367	0.7

(*) In establishing statistics on its borrowing operations, the EIB applies the conversion rates obtained when the operation is launched to the amounts actually raised.

SECTION III **BORROWINGS RAISED**

Table K **BORROWINGS RAISED (BEFORE SWAPS) IN 2021 UNDER MEDIUM-TERM NOTE OR DEBT ISSUANCE PROGRAMMES (EXCLUDING EURO AREA REFERENCE NOTES AND STAND-ALONE ISSUES)**

(Amounts in € million)

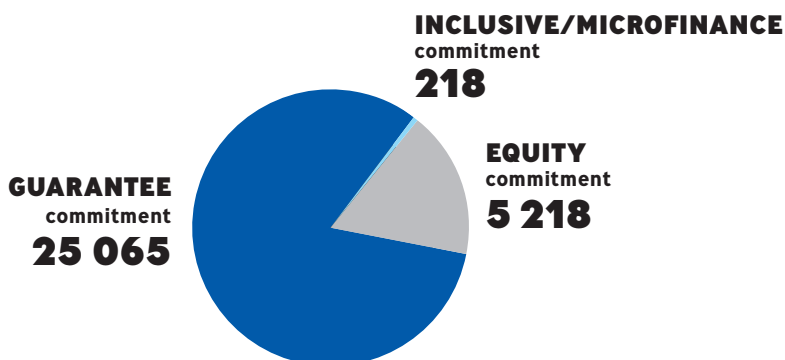
		Currency	€	Number of transactions
Total European Union				
	EUR	26 767	26 767	47
	HUF	6 300	17	1
	PLN	5 600	1 231	6
	RON	103	21	1
	SEK	2 300	227	3
Total outside the European Union				
	AUD	3 825	2 423	15
	CAD	1 700	1 126	3
	CNY	1 000	128	1
	GBP	4 350	4 900	8
	HKD	300	33	1
	JPY	290	2	1
	MXN	4 000	165	9
	NOK	6 950	683	6
	NZD	250	149	1
	RUB	7 000	79	4
	USD	20 768	17 220	22
	ZAR	1 500	86	5
Total			55 256	134

EUROPEAN INVESTMENT FUND

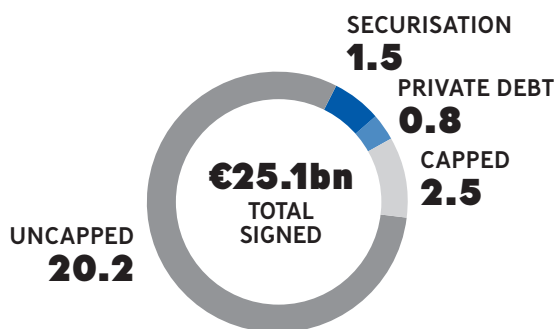
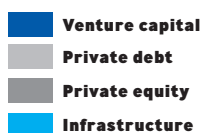
HIGHLIGHTS 2021

EIF 2021 volumes by product (€ million)

€30.5bn
signed transactions



Equity commitments in €bn (as at 31 December 2021)



Guarantee signatures in €bn
(as at 31 December 2021)

Inclusive finance signatures in €m (as at 31 December 2021)



EIF EQUITY SIGNATURES (as at December 2021)

(€ million)

EIF OVERVIEW 2021	DEAL NAME	RESOURCE(S)	GEOGRAPHIC FOCUS	TOTAL	
Infrastructure	Impax New Energy Investors IV SCSp	Infra Climate Funds	Multi-country	50.0	
	Ginkgo Fund III SCA SICAV-RAIF	Infra Climate Funds	Multi-country	30.0	
	Pioneer Infrastructure Partners SCSp	Infra Climate Funds	Multi-country	50.0	
	Ginkgo Co-Investment A SCSp	Infra Climate Funds - Co-Investments	Netherlands	18.4	
	Everwood Renewables Fund V	Infra Climate Funds	Multi-country	50.0	
	Mirova Energy Transition V Fund	Infra Climate Funds	Multi-country	20.0	
Private debt	Armada Fund V	EGF-Minimum & Target Fund size Facility	Multi-country	30.0	
	Equita Private Debt Fund II	EGF-Minimum & Target Fund size Facility	Multi-country	20.0	
	Croatian Mezzanine Debt Fund	EGF-Minimum & Target Fund size Facility	Croatia	7.0	
	All Seas Capital I SCSp	EGF-Minimum & Target Fund size Facility, EIF, RCR20	Multi-country	60.0	
	BPM Mezzanine Fund II	Baltic Innovation Fund 2, COSME-EFG, EIF in COSME-EFG	Multi-country	30.0	
	Bootstrap Europe III SCSp	EGF-Minimum & Target Fund size Facility	Multi-country	40.0	
	SouthBridge Europe Mezzanine II S.C.A. SICAR	EIF, RCR20	Greece	40.0	
	Acto Heritage	EGF-Minimum & Target Fund size Facility	Multi-country	40.0	
	Kartesia Credit Opportunities V SCSp	Asset Management Umbrella Fund - European Growth Capital, EIF, RCR20	Multi-country	60.0	
	Non disclosable	EGF-Minimum & Target Fund size Facility	Italy	35.0	
	Bright Capital Credit Fund III SCSp	BMW-MDD-2, EGF-Selective Loan Funds Facility, LfA GV-MDD-2, NRW-MDD-2, SAB-MDD-2	Multi-country	40.0	
	Kreos Capital 2020 Opportunity L.P.	EGF-Minimum & Target Fund size Facility	Multi-country	58.0	
	Fondo Impresa Italia II	EGF-Selective Loan Funds Facility	Italy	30.0	
	HF Private Debt Fonds II SCSp	BMW-MDD-2, EGF-Selective Loan Funds Facility, LfA GV-MDD-2, NRW-MDD-2, SAB-MDD-2	Multi-country	50.0	
	Enterprising Finance The Netherlands Unitranche Fund SCSp	EGF-Selective Loan Funds Facility	Multi-country	40.0	
	Syntaxis New Europe Fund SCSp	EGF-Minimum & Target Fund size Facility, JER-002 Additional funds	Multi-country	40.0	
	Non disclosable	EGF-Selective Loan Funds Facility	Multi-country	50.0	
	Pride Capital II Feeder C.V.	BMW-MDD-2, EGF-Minimum & Target Fund size Facility, LfA GV-MDD-2, NRW-MDD-2, SAB-MDD-2	Multi-country	40.0	
	Private equity	Atlantic Bridge IV	EGF-Minimum & Target Fund size Facility	Multi-country	30.0
		M80 Capital	EGF-Minimum & Target Fund size Facility	Multi-country	30.0
Vallis Sustainable Investments II		EGF-Minimum & Target Fund size Facility	Multi-country	11.0	
CapMan Buyout XI SCSp		EGF-Minimum & Target Fund size Facility	Multi-country	15.0	
ASEF SCSp		EGF-Minimum & Target Fund size Facility	Multi-country	10.0	
MVI Fund II AB		EGF-Minimum & Target Fund size Facility	Multi-country	9.8	
Avallon MBO Fund III SCA SICAV-RAIF		EGF-Minimum & Target Fund size Facility	Poland	10.0	
CMF-Cipio Partners		German CMF	Germany	1.0	
Sandberg Investment Fund II SCSp		Central Europe Fund-of-Funds	Multi-country	5.0	
Melior Equity Partners II SCSp		EGF-Minimum & Target Fund size Facility	Ireland	30.0	
Yotta Smart Industry		EGF-Minimum & Target Fund size Facility	Multi-country	15.0	
Ergon Capital Partners V SCSp		EIF, RCR20	Multi-country	26.0	
BlackPeak Southeast Europe Growth Equity Fund SCSp		EGF-Minimum & Target Fund size Facility	Multi-country	20.0	
CAPZA Growth Tech S.L.P.		EGF-Minimum & Target Fund size Facility	Multi-country	40.0	
Bravo Capital Partners II SCA-SICAV-RAIF		EGF-Minimum & Target Fund size Facility	Italy	30.0	
Evolving Europe Principal Investments I SCSp		Central Europe Fund-of-Funds	Multi-country	5.0	
Aldebaran Transformation Fund I		EGF-Turnaround/Special Situation Funds	Multi-country	50.0	
Portobello Structured Partnerships Fund I FCR		EGF-Minimum & Target Fund size Facility	Multi-country	30.0	
Merieux Participations 4 SLP		EIF, RCR21	Multi-country	20.0	
bValue Growth Fund		EFPI ESCALAR	Multi-country	30.0	
Activa Capital Fund IV		EIF, RCR20	France	40.0	
Tomorrow Private Equity Fund I		EGF-Minimum & Target Fund size Facility, EIF, RCR21	Multi-country	50.0	
MED III A		EIF, RCR21	Multi-country	24.0	
Espiga Equity Fund II, FCR		EGF-Minimum & Target Fund size Facility	Spain	9.7	
Metrika	EGF-Minimum & Target Fund size Facility	Italy	30.0		

EIF EQUITY SIGNATURES (as at December 2021) (continued)

(€ million)

EIF OVERVIEW 2021	DEAL NAME	RESOURCE(S)	GEOGRAPHIC FOCUS	TOTAL
Private equity	PM & Partners III	EGF-Minimum & Target Fund size Facility	Italy	30.0
	MED III B	EIF, RCR21	Multi-country	6.0
	Maguar Capital GmbH & Co. KG	EGF-Minimum & Target Fund size Facility	Multi-country	25.0
	SMERemediumCap	EGF-Turnaround/Special Situation Funds	Greece	30.0
	Qualium Fund III	EIF, RCR21	Multi-country	40.0
	Diorama Investments II RAIF, S.C.A.	EGF-Minimum & Target Fund size Facility	Multi-country	40.0
	Gilde Equity Management (GEM) Benelux Fund V Cooperatief U.A.	EIF, RCR21	Multi-country	30.0
	Sparring Capital Fund 2 FPCI	EGF-Minimum & Target Fund size Facility	Multi-country	20.0
	MBO Capital 5 SLP	EGF-Minimum & Target Fund size Facility	Multi-country	30.0
	Verdane Idun I (E) AB	EIF, RCR21	Multi-country	20.0
	Equip Capital Fund II SCSp	EIF, RCR21	Multi-country	39.3
	Austrian Growth Capital Fund	Central Europe Fund-of-Funds, EGF-Minimum & Target Fund size Facility	Multi-country	50.0
	Move Capital Fund I	EIF, RCR21	Multi-country	40.0
	Sviluppo Sostenibile II	EGF-Minimum & Target Fund size Facility	Italy	40.0
	Starquest Puissance 5	Asset Management Umbrella Fund - European Secondaries Compartment	France	5.0
	Standout Capital II AB	EGF-Minimum & Target Fund size Facility	Multi-country	41.1
	Albacap 1	EIF, RCR20	France	20.0
	Kyma Investment Fund	EGF-Minimum & Target Fund size Facility	Italy	40.0
	Verso Fund III Ky	EGF-Minimum & Target Fund size Facility	Multi-country	25.0
	Cipio Partners Fund VIII ScSp	EIF, RCR20	Multi-country	40.0
	Genesis Private Equity Fund IV SCSp	EIF, RCR21	Multi-country	20.0
	Vortex Capital Partners Fund III Cooperatief U.A.	EIF, RCR20	Multi-country	15.0
	IK Partnership I Fund	EGF-Minimum & Target Fund size Facility	Multi-country	30.0
	PINOVA Fund 3 GmbH & Co. KG	EIF, RCR21	Multi-country	40.0
	Klar Partners I SCSp	EIF, RCR21	Multi-country	35.0
	SC GROWTH FUND II PLUS, F.C.R.E.	EFSI ESCALAR	Spain	30.0
	Connected Capital & Partners Growth Fund II Cooperatief U.A.	EGF-Minimum & Target Fund size Facility	Multi-country	30.0
Itago IV	EGF-Minimum & Target Fund size Facility	Italy	40.0	
Venture capital	Inovo Fund Cooperatief U.A.	EGF-Minimum & Target Fund size Facility	Multi-country	4.4
	415 Capital Fund I GmbH & Co. KG	SDUF – Health Compartment	Multi-country	10.0
	Ysios Biofund III F.C.R.E.	EGF-Minimum & Target Fund size Facility, SDUF – Health Compartment	Multi-country	30.0
	Sabadell Asabys Health Innovation Investments, S.C.R., S.A.	SDUF – Health Compartment	Multi-country	10.0
	EAF-Austria	European Angels Fund S.C.A. SICAR – aws Business Angel Fonds (Austria)	Austria	0.9
	TCEE Fund IV S.C.A. SICAR	EGF-Minimum & Target Fund size Facility	Multi-country	20.0
	Invivo Ventures F.C.R.	EGF-Minimum & Target Fund size Facility	Multi-country	10.0
	EAF-Germany	EIF-ERP in EAF Germany, ERP in EAF Germany, RCR13 in EAF Germany	Multi-country	0.9
	Non disclosable	EGF-Minimum & Target Fund size Facility	Multi-country	10.0
	Catalyst Romania Fund II SCSp	JER-002 Additional funds	Multi-country	7.5
	Feelsgood Social Impact Investment Fund I	EGF-Minimum & Target Fund size Facility	Multi-country	6.0
	BioDiscovery 6 FPCI	Asset Management Umbrella Fund – European Life Sciences Venture Capital, EGF-Minimum & Target Fund size Facility, SDUF – Health Compartment	Multi-country	58.0
	CMF-Munich Venture Partners	German CMF	Germany	0.6
	Almaz Capital Fund III SCSp	EGF-Minimum & Target Fund size Facility	Multi-country	31.4
	TEV Ventures Vintage III GmbH & Co. KG	EGF-Minimum & Target Fund size Facility	Multi-country	40.0

EIF EQUITY SIGNATURES (as at December 2021) (continued)

(€ million)

EIF OVERVIEW 2021	DEAL NAME	RESOURCE(S)	GEOGRAPHIC FOCUS	TOTAL
Venture capital	Samaipata II Capital, FCR	EGF-Minimum & Target Fund size Facility	Multi-country	20.0
	LAUNCHub Fund II Cooperatief U.A.	EGF-Minimum & Target Fund size Facility	Multi-country	10.0
	Forbion Growth Opportunities Fund I C.V.	EGF-Minimum & Target Fund size Facility, NPI Invest NL - DFF	Multi-country	30.0
	Kibo Ventures Fund III, FCRE	EGF-Minimum & Target Fund size Facility	Multi-country	15.0
	Non disclosable	EGF-Minimum & Target Fund size Facility	Multi-country	32.8
	CMF-Ananda Impact Ventures	German CMF	Germany	1.7
	Co-investment with Paladin European Cyber Fund - Cyberhedge (EUR)	Luxembourg Future Fund – Co-Investments	Multi-country	0.6
	V-Bio Ventures Fund 2	EGF-Minimum & Target Fund size Facility	Multi-country	15.0
	CMF-Epidarex	German CMF	Germany	0.5
	Eir Ventures I AB	EGF-Minimum & Target Fund size Facility, SDUF – Health Compartment	Multi-country	30.0
	CMF-BonVenture	German CMF	Germany	0.5
	CMF-Earlybird 2012	German CMF	Germany	6.5
	CMF-Earlybird DWES VI	German CMF	Germany	3.3
	Kurma Diagnostics II FPCI	EGF-Minimum & Target Fund size Facility	Multi-country	10.0
	Thuja Capital Healthcare Fund III Cooperatief U.A.	EGF-Minimum & Target Fund size Facility	Multi-country	10.0
	Jeito S.L.P.	EGF-Minimum & Target Fund size Facility, SDUF – Health Compartment	Multi-country	80.0
	Frontline Venture Fund III Limited Partnership	EGF-Minimum & Target Fund size Facility	Multi-country	8.6
	University Bridge Fund II, L.P.	EGF-Minimum & Target Fund size Facility	Multi-country	10.0
	Orbital Ventures SCA SICAV-RAIF	EGF-Minimum & Target Fund size Facility	Multi-country	9.0
	Headline Europe VII GmbH & Co. KG	EIF, ERP, RCR21	Multi-country	35.0
	Blue Pioneers Fund	EGF-Minimum & Target Fund size Facility, NPI BPF I - Portugal Blue	Multi-country	21.0
	Berlin Innovation Ventures 1 GmbH & Co. KG	IFE - AI / Blockchain (COVID-19)	Multi-country	10.0
	Non disclosable	German CMF	Germany	-15.8
	Alven Capital VI FPCI	EIF, RCR20	Multi-country	30.0
	LSP 7 Cooperatief UA	EIF, ERP in GFF-EIF Growth, GFF in GFF-EIF Growth, LfA-EIF 3, NPI Invest NL - DFF, RCR21	Multi-country	75.0
	Keen Venture Partners Fund II Coöperatief U.A.	EFSI Sub-Window 1 (Growth Stage), EIF in EFSI Sub-Window 1, NPI Invest NL - DFF	Multi-country	30.0
	FPCI Serena Data Ventures II	EGF-Minimum & Target Fund size Facility	Multi-country	30.0
	Finch Capital Europe Fund III Cooperatief UA	NPI Invest NL - DFF	Multi-country	10.0
	CMF-SET Ventures	German CMF	Germany	3.7
	Food Tech Opportunity Fund II SCSp	EFSI Sub Window 1 – Impact Investing, EIF, EIF in EFSI Sub-Window 1, ERP, RCR20	Multi-country	44.2
	UVC Growth Opportunities Fund I GmbH & Co. KG	EIF, ERP in GFF-EIF Growth, GFF in GFF-EIF Growth, RCR21	Germany	40.0
	Spintop Investment Partners IV AB	EGF-Minimum & Target Fund size Facility	Multi-country	29.2
	CMF-Finch Capital	German CMF	Germany	2.6
	Karma Ventures II SCSp	Baltic Innovation Fund 2, EGF-Minimum & Target Fund size Facility	Multi-country	39.8
	LV II Conopus AB	EGF-Minimum & Target Fund size Facility, EIF, RCR21	Multi-country	29.2
	GP Bullhound Opportunity Fund I SCSp	EGF-Existing Funds Top-up Facility	Multi-country	50.0
	Headline Growth III ESCALAR GmbH & Co. KG	EFSI ESCALAR	Multi-country	70.0
	Voima Ventures Fund II RE-FIT LP	ReFIT (COVID-19)	Multi-country	15.0
	42CAP II Opportunity GmbH & Co. KG	EGF-Existing Funds Top-up Facility	Multi-country	20.0
	Vsquared Ventures I GmbH & Co. KG	EGF-Minimum & Target Fund size Facility, ERP, IFE - Space technologies, LfA-EIF 3	Multi-country	20.0
Eden Biocapital I	EGF-Minimum & Target Fund size Facility, EIF, RCR21	Multi-country	40.0	
Forbion Capital Fund V C.V.	EIF, ERP, LfA-EIF 3, RCR21	Multi-country	22.7	

EIF EQUITY SIGNATURES (as at December 2021) (continued)

(€ million)

EIF OVERVIEW 2021	DEAL NAME	RESOURCE(S)	GEOGRAPHIC FOCUS	TOTAL
Venture capital	4Founders Capital II	EGF-Minimum & Target Fund size Facility	Multi-country	15.0
	Ysios BioFund II Innvierte RE-FIT (FCR)	ReFIT (COVID-19)	Multi-country	15.0
	Non disclosable	EGF-Minimum & Target Fund size Facility	France	10.0
	South Central Ventures Technology Fund III C.V.	EGF-Minimum & Target Fund size Facility	Multi-country	25.0
	Innobio 2	EGF-Minimum & Target Fund size Facility	Multi-country	30.0
	Ananda Impact Fund IV GmbH & Co. KG	EGF-Minimum & Target Fund size Facility, EIF, ERP, RCR21	Multi-country	20.0
	Partech Growth II SLP	EGF-Minimum & Target Fund size Facility	Multi-country	50.0
	Crowberry II slhf.	IFE Facility for Early Stage (COVID-19)	Multi-country	20.0
	SET Fund II Side Fund C.V.	ReFIT (COVID-19)	Multi-country	12.0
	Co-investment with Telesystem - Northstar	Luxembourg Future Fund – Co-Investments	Canada	10.0
	Eleven Fund III Cooperatief U.A.	EGF-Minimum & Target Fund size Facility, JER-009 Additional Fund	Multi-country	22.5
	Yield Lab Europe Fund I LP	EFSI Sub Window 1 – Impact Investing, EGF-Minimum & Target Fund size Facility, EIF in EFSI Sub-Window 1, NPI Invest NL - DFF	Multi-country	27.5
	Fortino Capital Venture II	EGF-Minimum & Target Fund size Facility, NPI Invest NL - DFF	Multi-country	30.0
	AFB Fund II	EGF-Minimum & Target Fund size Facility, EIF, RCR21	Multi-country	35.0
	Daphni Yellow	EGF-Minimum & Target Fund size Facility	Multi-country	40.0
	I&I Biotech Fund I SCSp	EGF-Minimum & Target Fund size Facility, IFE Facility for Early Stage (COVID-19)	Multi-country	25.0
	Seroba Life Sciences Fund IV	EGF-Minimum & Target Fund size Facility, EIF, RCR21	Multi-country	50.0
	Ocean 14 Capital Fund 1 SCSp	EFSI Sub-Window 1 - Blue economy, EIF in EFSI Sub-Window 1	Multi-country	35.0
	MoreVC III RE-FIT Fund, L.P.	ReFIT (COVID-19)	Israel	15.3
	Endeit Fund III Coöperatief U.A.	EFSI ESCALAR, EFSI Sub-Window 1 (Growth Stage), EIF in EFSI Sub-Window 1, ERP, NPI Invest NL - DFF	Multi-country	55.0
	Market One Capital CO-INVEST SCSp	ReFIT (COVID-19)	Multi-country	15.0
	CMF-Sabadell Asabys	German CMF	Germany	1.1
	CMF-DN Capital - Global Venture Capital III	German CMF	Germany	1.0
	Slovak Venture Fund S.C.A., SICAR	EGF-Existing Funds Top-up Facility	Slovakia	20.0
	Simpact 2.0	EFSI Sub-Window 1 (Growth Stage), EIF in EFSI Sub-Window 1	Multi-country	15.1
	Icebreaker Fund II Ky	EGF-Minimum & Target Fund size Facility, IFE Facility for Early Stage (COVID-19)	Multi-country	25.0
	Fabric Ventures Fund 2021 SCSp	IFE - AI / Blockchain, Luxembourg Future Fund – VC Fund of Funds	Multi-country	25.0
	Sound Bioventures Fund I AB	EGF-Minimum & Target Fund size Facility, EIF, RCR21	Multi-country	37.0
	Project A Ventures IV GmbH & Co. KG	EIF, ERP, RCR21	Multi-country	35.0
	Kurma Growth Opportunities Fund	EIF, ERP in GFF-EIF Growth, GFF in GFF-EIF Growth, RCR21	Multi-country	40.0
	Claris Biotech I	Alpine Growth Investment Platform, EGF-Minimum & Target Fund size Facility, IFE Facility for Early Stage (COVID-19)	Italy	40.0
	Eurazeo Growth Fund III S.L.P.	EGF-Minimum & Target Fund size Facility, EIF, ERP in GFF-EIF Growth, GFF in GFF-EIF Growth, RCR21	Multi-country	90.0
	Bioqube Factory Fund I	EGF-Minimum & Target Fund size Facility	Multi-country	10.0
	Sofinnova Capital X	EIF, RCR21	Multi-country	25.0
	Idinvest Smart City Fund II	EGF-Minimum & Target Fund size Facility, EIF, ERP, RCR21	Multi-country	40.0
	KHAN Technology Transfer Fund I GmbH & Co KG – ReFIT	ReFIT (COVID-19)	Multi-country	10.0
	CMF-Holtzbrinck Ventures Fund VI	German CMF	Germany	12.0
	EAF-Germany	EIF-ERP in EAF Germany, ERP in EAF Germany, RCR13 in EAF Germany	Germany	5.0
	Venture Friends III Coöperatief U.A.	IFE Facility for Early Stage (COVID-19)	Multi-country	25.0
	CMF-SHS	German CMF	Germany	2.2
	CMF-DN Capital - Global Venture Capital IV	German CMF	Germany	4.4
	Panakes Fund Purple EuVECA	EGF-Minimum & Target Fund size Facility, IFE Facility for Early Stage (COVID-19), SDUF – Health Compartment	Multi-country	45.0
MTIP Fund II SCSp	EFSI Sub-Window 1 (Growth Stage), EGF-Minimum & Target Fund size Facility, EIF in EFSI Sub-Window 1, ERP, SDUF – Health Compartment	Multi-country	50.0	

EIF EQUITY SIGNATURES (as at December 2021) (continued)

(€ million)

EIF OVERVIEW 2021	DEAL NAME	RESOURCE(S)	GEOGRAPHIC FOCUS	TOTAL
Venture capital	OTB Fund Cooperatief U.A. (ESCALAR)	EFSI ESCALAR	Multi-country	25.0
	CMF-HV Holtzbrinck Ventures Co-investment Fund I	German CMF	Germany	18.0
	Elaia DV 4 Fund	EIF, IFE Facility for Early Stage (COVID-19), RCR20	Multi-country	20.0
	Non disclosable	EGF-Minimum & Target Fund size Facility, EIF, ERP in GFF-EIF Growth, GFF in GFF-EIF Growth, LfA-EIF 3, RCR21	Multi-country	60.0
	Heartcore Capital Fund IV KS	EGF-Minimum & Target Fund size Facility	Multi-country	1.0
	Non disclosable	EGF-Minimum & Target Fund size Facility, EIF, ERP in GFF-EIF Growth, GFF in GFF-EIF Growth, RCR21	Multi-country	40.0
	Revent Ventures I GmbH & Co. KG	EIF, ERP, RCR21	Multi-country	20.0
	CIS Medecins du Monde AiLSi	EFSI Sub-Window 1 (Growth Stage), EIF in EFSI Sub-Window 1	France	3.3
	Citizen Capital III	EFSI Sub Window 1 – Impact Investing, EIF in EFSI Sub-Window 1	France	30.0
	FRST 2 FPCI	EGF-Minimum & Target Fund size Facility	Multi-country	12.8
	Prime Ventures VI Cooperatief UA	EFSI ESCALAR, EGF-Minimum & Target Fund size Facility, NPI Invest NL - DFF	Multi-country	80.0
	Capnamic Ventures Fund III GmbH & Co. KG	EIF, ERP, LfA-EIF 3, RCR21	Multi-country	25.0
	btov Digital Technologies II SCS, SICAR	EGF-Minimum & Target Fund size Facility	Multi-country	10.0
	Heartcore Capital Progression Fund Beta KS	EGF-Minimum & Target Fund size Facility	Multi-country	10.1
	Co-investment with HV Holtzbrinck Ventures Fund VII - Verbit	EIB-EIF Co-Inv Facility II - AI	Multi-country	4.6
	Genesis Ventures Fund	JER-001 Additional Funds	Multi-country	20.0
	EAF-Finland	European Angels Fund S.C.A. SICAR - Finland	Finland	0.5
	CMF-Iris Capital	German CMF	Germany	11.5
	Sarsia Fond III AS	IFE Facility for Early Stage (COVID-19)	Multi-country	15.4
	Asabys top-up fund	EGF-Existing Funds Top-up Facility	Multi-country	30.0
	Wellington Partners Life Sciences VI GmbH & Co. KG	EGF-Minimum & Target Fund size Facility, EIF, ERP in GFF-EIF Growth, GFF in GFF-EIF Growth, LfA-EIF 3, RCR21	Multi-country	60.0
	ACT VI Venture Capital Fund	EGF-Minimum & Target Fund size Facility, EIF, RCR21	Multi-country	30.0
	Mangrove VI (SCA), RAIF	EIF, RCR21	Multi-country	40.0
Grand total				5 217.9

EIF GUARANTEE SIGNATURES (as at December 2021)

(€ million)

EIF OVERVIEW	DEAL NAME	RESOURCE(S)	GEOGRAPHIC FOCUS	TOTAL
Capped	Credit Agricole - Alter'NA	ESIF - EAFRD - Nouvelle Aquitaine	France	6.0
	Investiciono-razvojni fond Montenegro - COSME - LGF	COSME-LGF	Montenegro	1.9
	POLFUND - COSME - LGF	COSME-LGF Enhancement (EFSI)	Poland	0.9
	Banque Populaire Occitane - FOSTER-Midi-Pyrenees ERDF	ESIF - MP-ERDF (G&S)	France	7.6
	Fundacao Jose Neves (FJN) - S&E GP	EFSI - S&E Pilot	Portugal	1.0
	Alpha bank - EGF - CDG	EGF-Capped Guarantees (unfunded)	Greece	46.2
	Attica Bank - EGF - CDG	EGF-Capped Guarantees (unfunded)	Greece	12.3
	CERSA - EGF - CCG	EGF-Capped Guarantees (unfunded)	Spain	191.1
	Banca Transilvania - S&E GP	EFSI - S&E Pilot	Romania	4.6
	OTP Banka Dionicko Drustvo - EGF - CDG	EGF-Capped Guarantees (unfunded)	Croatia	10.5
	Santander Consumer Finance Umbrella - Santander Consumer Finance Benelux BV - S&E GP	EFSI - S&E Pilot	Multi-Country	6.3
	Piraeus Bank - EGF - CDG	EGF-Capped Guarantees (unfunded)	Greece	82.3
	Veneto Sviluppo SPA - EGF - CCG	EGF-Capped Guarantees (unfunded)	Italy	8.4
	EIT Digital - S&E GP	EFSI - S&E Pilot	Belgium	0.5
	Banco Santander Totta - EGF - CDG	EGF-Capped Guarantees (unfunded)	Portugal	8.7
	Banco Comercial Portugues (BCP) - EGF - CDG	EGF-Capped Guarantees (unfunded)	Portugal	132.0
	Cooperative Bank of Chania - EGF - CDG	EGF-Capped Guarantees (unfunded)	Greece	2.9
	Deutsche Bildung - S&E GP	EFSI - S&E Pilot	Germany	0.8
	Caixa Geral de Depósitos - EGF - CDG	EGF-Capped Guarantees (unfunded)	Portugal	130.2
	CHANCEN eG - S&E GP	EFSI - S&E Pilot	Germany	6.0
	Telerik Academy - S&E GP	EFSI - S&E Pilot	Bulgaria	0.5
	United Bulgarian Bank - EGF - CDG	EGF-Capped Guarantees (unfunded)	Bulgaria	19.0
	Non disclosable	EGF-Capped Guarantees (unfunded)	Multi-Country	7.1
	Slovene Enterprise Fund - EGF - CDG	EGF-Capped Guarantees (unfunded)	Slovenia	16.2
	Magyar Vállalkozásfejlesztési Alapítvány (MVA) - CCS GF	CCS-GF Enhancement (EFSI)	Hungary	2.0
	ARP - EGF - CDG	EGF-Capped Guarantees (unfunded)	Poland	9.6
	Caisse d'Epargne - FOSTER-Midi-Pyrenees ERDFe	ESIF - MP-ERDF (G&S)	France	7.8
	Banco BPI - EGF - CDG	EGF-Capped Guarantees (unfunded)	Portugal	15.2
	Non disclosable	EGF-Capped Guarantees (unfunded)	France	98.0
	Raiffeisenbank Bulgaria - EGF - CDG	EGF-Capped Guarantees (unfunded)	Bulgaria	8.5
	BGK - EGF - CCG	EGF-Capped Guarantees (unfunded)	Poland	76.2
	Santander Consumer Finance Umbrella - Fundación Universia - S&E GP	EFSI - S&E Pilot	Spain	0.8
	Polfund - EGF - CCG	EGF-Capped Guarantees (unfunded)	Poland	4.9
	Allianz Bank Bulgaria - EGF - CDG	EGF-Capped Guarantees (unfunded)	Bulgaria	2.9
	UAB ORION LEASING - EGF - CDG	EGF-Capped Guarantees (unfunded)	Lithuania	4.2
	Università Degli Studi Di Torino - S&E GP	EFSI - S&E Pilot	Italy	0.1
	Cassa Depositi e Prestiti - EGF - CCG	EGF-Capped Guarantees (unfunded)	Italy	1 050.0
	Altum - S&E GP	EFSI - S&E Pilot	Latvia	13.5
	FINS - S&E GP	EFSI - S&E Pilot	Romania	1.1
	AB SEB bankas - EGF - CDG	EGF-Capped Guarantees (unfunded)	Lithuania	5.6
	Credit Agricole S.A. - EGF - CDG	EGF-Capped Guarantees (unfunded)	France	42.0
	StudentFinance - S&E GP	EFSI - S&E Pilot	Spain	0.8
Università degli Studi di Bari Aldo Moro - S&E GP	EFSI - S&E Pilot	Italy	0.1	
DSK Bank - EGF - CDG	EGF-Capped Guarantees (unfunded)	Bulgaria	19.6	
Santander Consumer Finance Umbrella - (CE) - S&E GP	EFSI - S&E Pilot	Multi-Country	5.5	
Privredna Banka Zagreb - EGF - CDG	EGF-Capped Guarantees (unfunded)	Croatia	11.2	
Credito Emiliano SpA - EGF - CDG	EGF-Capped Guarantees (unfunded)	Italy	72.5	
SIAGI - EGF - CCG	EGF-Capped Guarantees (unfunded)	France	18.5	
BCR Social Finance IFN SA - S&E GP	EFSI - S&E Pilot	Romania	2.3	
ProCredit Bank (Bulgaria) EAD - EGF - CDG	EGF-Capped Guarantees (unfunded)	Multi-Country	19.6	
Brain Capital - S&E GP	EFSI - S&E Pilot	Germany	3.6	
Caixa Geral de Depositos - S&E GP	EFSI - S&E Pilot	Portugal	3.0	

EIF GUARANTEE SIGNATURES (as at December 2021) (continued)

(€ million)

EIF OVERVIEW	DEAL NAME	RESOURCE(S)	GEOGRAPHIC FOCUS	TOTAL
Capped	Novo Banco SA - EGF - CDG	EGF-Capped Guarantees (unfunded)	Portugal	27.3
	Pekao - EGF - CDG	EGF-Capped Guarantees (unfunded)	Poland	38.4
	PKO Leasing S.A. - EGF - CDG	EGF-Capped Guarantees (unfunded)	Poland	17.6
	Mediocredito Trentino Alto Adige (MCTAA) - EGF - CDG	EGF-Capped Guarantees (unfunded)	Italy	15.4
	Siemens Financial Services AB - EGF - CDG	EGF-Capped Guarantees (unfunded)	Multi-Country	14.0
	Cooperfidi - EGF - CCG	EGF-Capped Guarantees (unfunded)	Italy	3.4
	Triodos – CCS GF (COVID)	CCS-GF Enhancement (EFSI)	Multi-Country	25.2
	Eurobank Greece - EGF - CDG	EGF-Capped Guarantees (unfunded)	Greece	48.5
	Non disclosable	EGF-Capped Guarantees (unfunded)	France	52.5
	Eurobank Bulgaria AD - EGF - CDG	EGF-Capped Guarantees (unfunded)	Bulgaria	30.7
	National Bank of Greece - EGF - CDG	EGF-Capped Guarantees (unfunded)	Greece	51.5
UAB Finora Kreditas - EGF - CDG	EGF-Capped Guarantees (unfunded)	Lithuania	3.6	
Private debt	October SME IV	EFSI - PC Sub-window I (funded), EGF-Senior Private Credit (funded), NPI Invest NL - DACI	Multi-Country	40.0
	ODDO BHF PRIVATE DEBT RAIF SCA – increased commitment	EFSI - PC Sub-window I (funded)	Multi-Country	5.0
	Alternative Direct Leasing Fund - increased amount	EFSI - PC Sub-window I (funded)	Multi-Country	10.0
	Predirec ABL-3	EGF-Senior Private Credit (funded)	Multi-Country	50.0
	MiiMOSA Transition	EGF-Senior Private Credit (funded)	France	20.0
	SP EuroCréances 2020 - Classique compartment	EGF-Senior Private Credit (funded)	Multi-Country	40.0
	Muzinich Diversified Enterprises Credit II	EGF-Senior Private Credit (funded)	Multi-Country	50.0
	Mount Private Debt Fund II	EGF-Senior Private Credit (funded)	Poland	32.3
	P Capital Partners Transition Partner Fund AB	EGF-Senior Private Credit (funded)	Multi-Country	70.0
	Eurazeo Private Debt VI	EGF-Senior Private Credit (funded)	Multi-Country	70.0
	Tikehau Direct Lending V SCA RAIF	EGF-Senior Private Credit (funded)	Multi-Country	70.0
	SP EuroCréances 2020 – SMEs compartment	EGF-Senior Private Credit (funded)	Multi-Country	10.0
	Cerea Dette III SLP	EGF-Senior Private Credit (funded)	Multi-Country	70.0
	Magellano	EFSI - PC Sub-window I (funded)	Italy	30.0
	Anthilia BIT IV Co-Investment Fund	EGF-Senior Private Credit (funded)	Italy	70.0
	Eurazeo SME Industrial Assets Fund II	EFSI - PC Sub-window I (funded)	Multi-Country	50.0
	Fresh Closed SME Fund I	EGF-Senior Private Credit (funded), NPI Invest NL - DACI	Netherlands	30.0
Premium Maritime Credit Fund	EGF-Senior Private Credit (funded)	Multi-Country	53.1	
Regional	United Bulgarian Bank – JER BG Documentary Finance (COVID)	JER-009 Additional Fund	Bulgaria	5.0
	Banque Populaire du Sud - FOSTER-Languedoc Roussillon ERDF	ESIF-LR-ERDF (G&S)	France	8.3
	Caisse d'Epargne et de Prevoyance - FOSTER-Languedoc Roussillon ERDF	ESIF-LR-ERDF (G&S)	France	3.6
	Crealia/Synersud - FOSTER-Languedoc Roussillon ERDF	ESIF - LR-ERDF Reflows	France	2.5
Securitisation	IGLOO Green Disintermediation - OR	EIF GSM	Italy	50.0
	UBI banca RegCap - SLA Fronted (COVID)	EIB-SLA Fronted (EFSI)	Italy	60.1
	BNL - Minerva 2021 - SLA Fronted	EIB-SLA Fronted (EFSI)	Italy	93.8
	BBVA - VELA V SME 2021-1 - EGF ABS SLA	EGF-ABS SLA	Spain	120.1
	Santander Leasing Synthetic 2021 (Poland) – EGF ABS SLA	EGF-ABS SLA	Poland	73.9
	Nordea Green SME Synthetics 2021 (Finland) - SLA Fronted	EIB-SLA Fronted (EFSI)	Finland	94.1
	Fondo di garanzia per le PMI - SMEI Italy	COSME-LGF in SME Initiative - Italy, EIF GSM, ESIF SISI Italy	Italy	157.3
	Aquisgran FT (Spain) SME securitisation - OR	EIF GSM	Spain	150.0
	Deutsche Bank Synthetic 2020-1 SLA Fronted (COVID)	EIB-SLA Fronted (EFSI)	Germany	75.0
	ROOF AT S.A., Compartment 2021 (Austria) - EIB SLA / OR (COVID)	EIF GSM	Austria	50.0
	Non disclosable	EIB-SLA Fronted (EFSI)	Multi-Country	57.4
	Alba 12 - EIB SLA / OR	EIF GSM	Italy	46.4
	EFL Leasing 2021 - 2 (Poland) - OR/SLA (COVID)	EIF GSM	Poland	177.0
	UniCredit SME Synthetic 2021 (Italy) - SLA Fronted	EIB-SLA Fronted (EFSI)	Italy	120.0
	Banco BPM Synthetic 2021 - EGF ABS SLA	EGF-ABS SLA	Italy	90.9
	Eurobank Synthetic 2021 (Greece) - EGF ABS SLA	EGF-ABS SLA	Greece	84.8

EIF GUARANTEE SIGNATURES (as at December 2021) (continued)

(€ million)

EIF OVERVIEW	DEAL NAME	RESOURCE(S)	GEOGRAPHIC FOCUS	TOTAL
Uncapped	Credit Value Investments - IFSMEG	InnovFin Enhancement (EFSI)	Poland	3.9
	Bank of Valletta - SMEi Malta	SIUGI Malta	Malta	21.4
	Raiffeisen Bank - (RON) - SMEi Romania	SIUGI Romania (RON)	Romania	16.8
	Almi Företagspartner AB 2 - IFSMEG	InnovFin Enhancement (EFSI)	Sweden	5.3
	Raiffeisen Bank - (EUR) - SMEi Romania	SIUGI Romania (EUR)	Romania	6.0
	Banca Intesa ad Beograd - IFSMEG	InnovFin SMEG	Serbia	15.0
	Libra Bank - (RON) - SMEi Romania	SIUGI Romania (RON)	Romania	11.2
	Banca Comerciala Romana - (RON) - SMEi Romania	SIUGI Romania (RON)	Romania	11.2
	Banca del Mezzogiorno - MedioCredito Centrale - IFSMEG	InnovFin Enhancement (EFSI)	Italy	1.0
	Aktia - SMEi Finland	SIUGI Finland	Finland	7.5
	Intesa Sanpaolo - (ex Mediocredito Italiano) - IFSMEG (COVID)	InnovFin Enhancement (EFSI)	Italy	20.0
	Caixa Geral de Depósitos (CGD) - IFSMEG (COVID)	InnovFin Enhancement (EFSI)	Portugal	15.9
	OP OSUUSKUNTA 2 (OP Cooperative Bank) - SMEi Finland	SIUGI Finland	Finland	1.1
	Erste Bank Hungary - IFSMEG	InnovFin Enhancement (EFSI)	Hungary	3.9
	Slovenska Sporitelna - EGF - UDG	EGF-Uncapped Guarantees (unfunded)	Slovakia	140.0
	Non disclosable	EGF-Uncapped Guarantees (unfunded)	Multi-Country	315.0
	Caixa Geral de Depósitos - EGF - UDG	EGF-Uncapped Guarantees (unfunded)	Portugal	805.0
	Hellenic Bank - EGF - UDG	EGF-Uncapped Guarantees (unfunded)	Cyprus	35.0
	Inveready Asset Management - EGF - UDG	EGF-Uncapped Guarantees (unfunded)	Multi-Country	28.0
	Ark Kapital AB - EGF - UDG	EGF-Uncapped Guarantees (unfunded)	Sweden	39.5
	UniCredit Umbrella - UniCredit Leasing Slovakia, a.s. - EGF - UDG	EGF-Uncapped Guarantees (unfunded)	Slovakia	7.0
	Banca Popolare Etica - EGF - UDG	EGF-Uncapped Guarantees (unfunded)	Multi-Country	35.0
	Alter5 Financial Technologies - EGF - UDG	EGF-Uncapped Guarantees (unfunded)	Spain	105.0
	Malta Development Bank - EGF - UDG	EGF-Uncapped Guarantees (unfunded)	Malta	35.0
	BPCE 2 - IFSMEG (COVID)	InnovFin Enhancement (EFSI) in COVID-19	France	66.5
	Banco Caminos SA - EGF - UDG	EGF-Uncapped Guarantees (unfunded)	Spain	105.0
	Oma Savings Bank - EGF - UDG	EGF-Uncapped Guarantees (unfunded)	Finland	105.0
	Banca March - EGF - UDG	EGF-Uncapped Guarantees (unfunded)	Spain	210.0
	AB Mano Bankas - EGF - UDG	EGF-Uncapped Guarantees (unfunded)	Lithuania	35.0
	Raiffeisenbank Bulgaria - EGF - UDG	EGF-Uncapped Guarantees (unfunded)	Bulgaria	119.0
	Non disclosable	EGF-Uncapped Guarantees (unfunded)	Italy	175.0
	PMV/z-Leningen - EGF - UDG	EGF-Uncapped Guarantees (unfunded)	Belgium	77.0
	Inveready Convertible Finance - EGF - UDG	EGF-Uncapped Guarantees (unfunded)	Multi-Country	29.9
	Malta Development Bank - EGF - UDG	EGF-Uncapped Guarantees (unfunded)	Malta	56.0
	Nordea Bank Abp - EGF - UDG	EGF-Uncapped Guarantees (unfunded)	Multi-Country	910.0
	AB SEB bankas - EGF - UDG	EGF-Uncapped Guarantees (unfunded)	Lithuania	35.0
	ENTREPRENEUR INVEST - EGF - UDG	EGF-Uncapped Guarantees (unfunded)	France	105.0
	Eurobank Bulgaria AD - EGF - UDG	EGF-Uncapped Guarantees (unfunded)	Bulgaria	227.5
	Swedish Export Credit Agency (EKN) - EGF - UDG	EGF-Uncapped Guarantees (unfunded)	Sweden	140.9
	Banco Santander Totta - EGF - UDG	EGF-Uncapped Guarantees (unfunded)	Portugal	560.0
	CFN AD - EGF - UDG	EGF-Uncapped Guarantees (unfunded)	Bulgaria	107.1
	Banca Cambiano Umbrella - Cabel Leasing S.p.A. - EGF - UDG	EGF-Uncapped Guarantees (unfunded)	Italy	7.0
	Kobus Partners Management SGEIC, SA - EGF - UDG	EGF-Uncapped Guarantees (unfunded)	Spain	140.0
	BBVA - Sucursal em Portugal - EGF - UDG	EGF-Uncapped Guarantees (unfunded)	Portugal	21.0
	Stiftelsen Norrlandsfonden - EGF - UDG	EGF-Uncapped Guarantees (unfunded)	Sweden	24.5
	Finance&invest Brussels - EGF - UDG	EGF-Uncapped Guarantees (unfunded)	Belgium	53.9
	BPER - EGF - UDG	EGF-Uncapped Guarantees (unfunded)	Italy	245.0
CGM Finance - EGF - UDG	EGF-Uncapped Guarantees (unfunded)	Italy	28.0	
Banca Cambiano Umbrella - Banca di Pisa e Fornacette Credito Cooperativo S.C.p.A. - EGF - UDG	EGF-Uncapped Guarantees (unfunded)	Italy	21.0	

EIF GUARANTEE SIGNATURES (as at December 2021) (continued)

(€ million)

EIF OVERVIEW	DEAL NAME	RESOURCE(S)	GEOGRAPHIC FOCUS	TOTAL
Uncapped	Tresmares Direct Lending - EGF - UDG	EGF-Uncapped Guarantees (unfunded)	Spain	157.5
	BGL BNP Paribas - EGF - UDG	EGF-Uncapped Guarantees (unfunded)	Multi-Country	17.5
	Credit Agricole S.A. - EGF - UDG	EGF-Uncapped Guarantees (unfunded)	France	350.0
	Unicredit Umbrella - Unicredit Leasing Croatia - EGF - UDG	EGF-Uncapped Guarantees (unfunded)	Croatia	17.5
	Non disclosable	EGF-Uncapped Guarantees (unfunded)	France	125.0
	Banca Cambiano Umbrella - Banca Cambiano 1884 (CE) - EGF - UDG	EGF-Uncapped Guarantees (unfunded)	Italy	45.5
	Riva y Garcia Gestion - EGF - UDG	EGF-Uncapped Guarantees (unfunded)	Spain	35.0
	CaixaBank - EGF - UDG	EGF-Uncapped Guarantees (unfunded)	Spain	175.0
	Non disclosable	EGF-Uncapped Guarantees (unfunded)	Netherlands	175.0
	HBOR - EGF - UDG	EGF-Uncapped Guarantees (unfunded)	Croatia	35.0
	Strategic Banking Corporation of Ireland (SBCI) - EGF - UCG	EGF-Uncapped Guarantees (unfunded)	Ireland	184.8
	Erste & Steiermarkische Bank - EGF - UDG	EGF-Uncapped Guarantees (unfunded)	Croatia	245.0
	Sabadell Venture Capital - EGF - UDG	EGF-Uncapped Guarantees (unfunded)	Spain	103.7
	DBT Capital AB - EGF - UDG	EGF-Uncapped Guarantees (unfunded)	Sweden	99.2
	Landeskreditbank Baden-Württemberg (L-Bank) - EGF - UCG	EGF-Uncapped Guarantees (unfunded)	Germany	39.9
	Triana SME Lending – EGF – UDG	EGF-Uncapped Guarantees (unfunded)	Spain	175.0
	UniCredit Umbrella - Zagrebacka banka d.d. - EGF - UDG	EGF-Uncapped Guarantees (unfunded)	Croatia	210.0
	PayRay UAB - EGF - UDG	EGF-Uncapped Guarantees (unfunded)	Multi-Country	154.0
	Privredna Banka Zagreb - EGF - UDG	EGF-Uncapped Guarantees (unfunded)	Croatia	70.0
	Banca Sella - EGF - UDG	EGF-Uncapped Guarantees (unfunded)	Italy	39.9
	UniCredit Umbrella - Unicredit Banka Slovenija d.d. - EGF - UDG	EGF-Uncapped Guarantees (unfunded)	Slovenia	56.0
	Banca Sistema - EGF - UDG	EGF-Uncapped Guarantees (unfunded)	Italy	105.0
	Mediocredito Trentino Alto Adige (MCTAA) - EGF - UDG	EGF-Uncapped Guarantees (unfunded)	Italy	140.0
	Oquendo Capital SGEIC SA - EGF - UDG	EGF-Uncapped Guarantees (unfunded)	Spain	40.0
	Banco BPI - EGF - UDG	EGF-Uncapped Guarantees (unfunded)	Portugal	560.0
	ING Belgium - EGF - UDG	EGF-Uncapped Guarantees (unfunded)	Belgium	280.0
	Non disclosable	EGF-Uncapped Guarantees (unfunded)	Finland	28.0
	SID - EGF - UDG	EGF-Uncapped Guarantees (unfunded)	Slovenia	105.0
	Merkur Andelskasse - EGF - UDG	EGF-Uncapped Guarantees (unfunded)	Denmark	28.0
	ALANTRA DEBT SOLUTIONS UMBRELLA - ALANTRA RED FIL - EGF - UDG	EGF-Uncapped Guarantees (unfunded)	Multi-Country	56.0
	UniCredit Umbrella - UniCredit Bulbank A.D. - EGF - UDG	EGF-Uncapped Guarantees (unfunded)	Bulgaria	122.5
	ALANTRA DEBT SOLUTIONS UMBRELLA - ALANTRA (SICAR) - EGF - UDG	EGF-Uncapped Guarantees (unfunded)	Multi-Country	21.0
	EUROBANK CYPRUS LTD - EGF - UDG	EGF-Uncapped Guarantees (unfunded)	Cyprus	35.0
	UAB SME Bank - EGF - UDG	EGF-Uncapped Guarantees (unfunded)	Lithuania	70.0
	Slovenska zarucna a razvojova banka - EGF - UDG	EGF-Uncapped Guarantees (unfunded)	Slovakia	56.0
	Credito Emiliano SpA - EGF - UDG	EGF-Uncapped Guarantees (unfunded)	Italy	105.0
	Finserve Nordic AB - EGF - UDG	EGF-Uncapped Guarantees (unfunded)	Multi-Country	209.3
	Almi Företagspartner AB - EGF - UDG	EGF-Uncapped Guarantees (unfunded)	Sweden	191.1
	Montepio - EGF - UDG	EGF-Uncapped Guarantees (unfunded)	Portugal	700.0
	BANKINTER - EGF - UDG	EGF-Uncapped Guarantees (unfunded)	Multi-Country	350.0
	Alpha Bank - EGF - UDG	EGF-Uncapped Guarantees (unfunded)	Greece	210.0
Cassa Centrale Raiffeisen dell'Alto Adige - EGF - UDG	EGF-Uncapped Guarantees (unfunded)	Italy	35.0	
Biznes Inwestycje Plus ASI SA - EGF - UDG	EGF-Uncapped Guarantees (unfunded)	Poland	98.0	
October Factory - EGF - UDG	EGF-Uncapped Guarantees (unfunded)	France	26.6	
Non disclosable	EGF-Uncapped Guarantees (unfunded)	France	665.0	
Non disclosable	EGF-Uncapped Guarantees (unfunded)	France	350.0	
Banco di Desio e della Brianza - EGF - UDG	EGF-Uncapped Guarantees (unfunded)	Italy	140.0	
Banca Cambiano Umbrella - Banca Cambiano 1884 - EGF - UDG	EGF-Uncapped Guarantees (unfunded)	Italy	56.0	
Burgschaftsbank Baden Wurttemberg - EGF - UCG	EGF-Uncapped Guarantees (unfunded)	Germany	52.5	
GEDESCO - EGF - UDG	EGF-Uncapped Guarantees (unfunded)	Spain	175.0	

EIF GUARANTEE SIGNATURES (as at December 2021) (continued)

(€ million)

EIF OVERVIEW	DEAL NAME	RESOURCE(S)	GEOGRAPHIC FOCUS	TOTAL
Uncapped	Non disclosable	EGF-Uncapped Guarantees (unfunded)	Spain	28.0
	Glennmont REBS Europe Fund I SCSp - EGF - UDG	EGF-Uncapped Guarantees (unfunded)	Multi-Country	105.0
	Tenax QIAIF ICAV - EGF - UDG	EGF-Uncapped Guarantees (unfunded)	Italy	87.5
	FINANCIERE ARBEVEL - EGF - UDG	EGF-Uncapped Guarantees (unfunded)	Multi-Country	50.4
	NUEVO MICRO BANK - EGF - UDG	EGF-Uncapped Guarantees (unfunded)	Spain	175.0
	UniCredit Umbrella - Unicredit S.p.A (CE) - EGF - UDG	EGF-Uncapped Guarantees (unfunded)	Multi-Country	74.9
	Banca Valsabbina - EGF - UDG	EGF-Uncapped Guarantees (unfunded)	Italy	150.5
	Gigarant - EGF - UCG	EGF-Uncapped Guarantees (unfunded)	Belgium	45.0
	Novo Banco SA - EGF - UDG	EGF-Uncapped Guarantees (unfunded)	Portugal	367.5
	Eurobank Greece - EGF - UDG	EGF-Uncapped Guarantees (unfunded)	Greece	175.0
	Unicredit Umbrella - Unicredit Leasing Bulgaria - EGF - UDG	EGF-Uncapped Guarantees (unfunded)	Bulgaria	7.0
	Europejski Fundusz Leasingowy S.A. - EGF - UDG	EGF-Uncapped Guarantees (unfunded)	Poland	69.5
	Santander Asset Management - EGF - UDG	EGF-Uncapped Guarantees (unfunded)	Multi-Country	156.8
	Banco Cooperativo Espanol - EGF - UDG	EGF-Uncapped Guarantees (unfunded)	Spain	140.0
	Sowalfin - EGF - UDG	EGF-Uncapped Guarantees (unfunded)	Belgium	105.0
	Abanca Corporacion Bancaria - EGF - UDG	EGF-Uncapped Guarantees (unfunded)	Spain	350.0
	UniCredit Umbrella - UniCredit Bank Czech Republic and Slovakia a.s. - EGF - UDG	EGF-Uncapped Guarantees (unfunded)	Multi-Country	210.0
	Memo Bank - EGF - UDG	EGF-Uncapped Guarantees (unfunded)	France	70.0
	Non disclosable	EGF-Uncapped Guarantees (unfunded)	Multi-Country	369.6
	Bulgarian Development Bank - EGF - UDG	EGF-Uncapped Guarantees (unfunded)	Bulgaria	28.0
	Flex Funding A/S - EGF - UDG	EGF-Uncapped Guarantees (unfunded)	Denmark	40.0
	Aktia Bank - EGF - UDG	EGF-Uncapped Guarantees (unfunded)	Finland	70.0
	National Bank of Greece - EGF - UDG	EGF-Uncapped Guarantees (unfunded)	Greece	875.0
	Banca del Mezzogiorno - Mediocredito Centrale - EGF - UDG	EGF-Uncapped Guarantees (unfunded)	Italy	35.0
	BPCE - EGF - UDG	EGF-Uncapped Guarantees (unfunded)	France	1 050.0
	Vaekstfonden - EGF - UDG	EGF-Uncapped Guarantees (unfunded)	Denmark	156.9
	Banco Santander - EGF - UDG	EGF-Uncapped Guarantees (unfunded)	Spain	729.7
	Savings Banks Union Coop - EGF - UDG	EGF-Uncapped Guarantees (unfunded)	Finland	87.5
	INVEGA - EGF - UDG	EGF-Uncapped Guarantees (unfunded)	Lithuania	39.9
	Piraeus Bank - EGF - UDG	EGF-Uncapped Guarantees (unfunded)	Greece	210.0
	Illimity Bank - UDG - EGF	EGF-Uncapped Guarantees (unfunded)	Italy	150.5
	Banca di Cividale - EGF - UDG	EGF-Uncapped Guarantees (unfunded)	Italy	105.0
	123 Investment Managers - EGF - UDG	EGF-Uncapped Guarantees (unfunded)	France	52.5
	Banco Comercial Portugues (BCP) - EGF - UDG	EGF-Uncapped Guarantees (unfunded)	Portugal	1 068.9
Grand total				25 065.3

EIF INCLUSIVE FINANCE SIGNATURES (as at December 2021)

(€ million)

EIF OVERVIEW	DEAL NAME	RESOURCE(S)	GEOGRAPHIC FOCUS	TOTAL
Capacity-building investments	Microcredito di Impresa - Easi CBI - MF	EaSI-CBI	Italy	1.5
	Helenos - EaSI-CBI - MF/SE	EaSI-CBI	Belgium	3.0
	Fed Invest EaSI-CBI - MF	EaSI-CBI	Albania	2.0
Capped	Microstart SCRL 2 - EaSI MF	EaSI-GFI MF Enhancement (EFSI)	Belgium	3.1
	Opportunity Bank Serbia - EaSI - MF	EaSI-GFI MF	Serbia	2.0
	FED Invest - EaSI - MF	EaSI-GFI MF	Albania	1.6
	TISE - EGF - CDG	EGF-Capped Guarantees (unfunded)	Poland	9.1
	COOPERATIVE BANK OF KARDITSA - EGF - CDG	EGF-Capped Guarantees (unfunded)	Greece	2.1
	Qredits 2 - EaSI - SE	EaSI-GFI SE	Netherlands	1.5
	Taurus Fondas UAB - EGF - CDG	EGF-Capped Guarantees (unfunded)	Lithuania	3.0
	Caisse des dépôts et consignations - EaSI - MF Guarantee	EaSI-GFI MF	France	4.9
	BDB Leasing EAD - EGF - CDG	EGF-Capped Guarantees (unfunded)	Bulgaria	2.2
	Aros Kapital 2 - EaSI - MF	EaSI-GFI MF	Sweden	4.0
	Ponture - EaSI MF	EaSI-GFI MF Enhancement (EFSI)	Sweden	2.2
	QREDITS - EGF - CDG	EGF-Capped Guarantees (unfunded)	Netherlands	26.3
	Erste & Steiermarkische Bank 2 - EaSI - MF	EaSI-GFI MF	Croatia	0.3
	Banca Popolare Etica - EGF - CDG	EGF-Capped Guarantees (unfunded)	Multi-Country	6.1
	Pekao WC Loan 2 - EaSi - MF	EaSI-GFI MF	Poland	4.7
	Adie - EGF - CDG	EGF-Capped Guarantees (unfunded)	France	17.6
	Raiffeisen Bank Czech - EaSI - MF	EaSI-GFI MF	Czech Republic	0.5
	FULM Savings House - EaSI MF	EaSI-GFI MF	North Macedonia	0.6
	Slovenska Sportelna 2 - EaSI - MF	EaSI-GFI MF	Slovakia	0.8
	Microfinance Ireland - EGF - CDG	EGF-Capped Guarantees (unfunded)	Ireland	6.3
	LA NEF - EGF - CDG	EGF-Capped Guarantees (unfunded)	France	13.4
	Almi Företagspartner AB - EGF - CDG	EGF-Capped Guarantees (unfunded)	Sweden	11.5
	Colonya Caixa d'Estalvis de Pollença - EaSI 2 - SE	EaSI-GFI SE	Spain	0.3
Loans	Merkur Andelskasse - EaSI Funded - SE	EaSI - Funded Product	Denmark	10.0
	Qredits Netherlands - EaSI Funded - MF	EaSI - Funded Product	Netherlands	10.0
	SOCODEN - EaSi Funded - SE	EaSI - Funded Product	France	10.0
	Alter Modus LLC - EaSI Funded - MF	EaSI - Funded Product	Montenegro	10.0
	Mikro Kapital - EaSI Funded - MF	EaSI - Funded Product	Romania	2.0
	Bolsa Social - EaSI-CBI	EaSI-CBI	Spain	0.5
	Hupoteeklaen (Estonia) - EaSI Funded - MF	EaSI - Funded Product	Estonia	5.0
	Cooperative Bank of Karditsa (Greece) - EaSI CBI - MF	EaSI-CBI	Greece	2.5
	La Nef - EaSi Funded SE	EaSI - Funded Product	France	10.0
	Finora Capital - Easi Funded - MF	EaSI - Funded Product	Estonia	2.0
	Banca Popolare Etica - EaSi Funded - SE	EaSI - Funded Product	Italy	10.0
	Microcredito di Impresa - EaSI Funded - MF	EaSI - Funded Product	Italy	3.2
	ROMCOM - EaSI Funded MF	EaSI - Funded Product	Romania	2.1
	Marginalen Bank Bankaktiebolag - EaSI Funded - MF	EaSI - Funded Product	Sweden	9.9
	Grand total			



FINANCING AND BORROWING ACTIVITIES

2021



The EIB Group consists of
the European Investment Bank and
the European Investment Fund.